



MONROE COUNTY BOARD OF ELECTIONS

39 WEST MAIN STREET • ROCHESTER, NEW YORK 14614 • (585) 753-1550
TTD# 753-1544

THOMAS F. FERRARESE
COMMISSIONER

DAVID VAN VARICK
COMMISSIONER

COLLEEN ANDERSON
DEPUTY COMMISSIONER

DOUGLAS E. FRENCH
DEPUTY COMMISSIONER

OFFICIAL CANVASS
OF THE
BOARD OF CANVASSERS
OF THE
COUNTY OF MONROE

www.monroecounty.gov/elections

IN RELATION TO THE VOTES GIVEN AT THE **VILLAGE ELECTIONS** HELD ON THE EIGHTEENTH DAY OF MARCH, AND THE SIXTEENTH DAY OF JUNE, THE **PRIMARY ELECTION** HELD ON THE TENTH DAY OF SEPTEMBER AND THE **GENERAL ELECTION** HELD IN SAID COUNTY ON THE THIRD DAY OF NOVEMBER

2015

CONTENTS

Canvass of Village Election Results	3
Canvass of September Primary Results	4
Canvass of General Election Results	6
Seventh Judicial District Results by County	15
Listing of Party Abbreviations Appearing in Canvass	18
Text of Ballot Proposals Submitted to Voters	18
Party Enrollment Graph	19

September 10, 2015 Primary Election Results:

Democratic – County Legislator – 21 st District	20
Democratic – County Legislator – 23 rd District	21
Democratic – County Legislator – 28 th District	22
Democratic – County Legislator – 29 th District	23
Democratic – Member of City Council – East District	24
Democratic – Member of City Council – Northeast District	25
Democratic – Member of City Council – Northwest District	26
Democratic – Member of City Council – South District	27
Democratic – Commissioner of Schools	28
Democratic – East Rochester Town Justice	35
Republican – County Legislator – 6 th District	36
Republican – Henrietta Town Supervisor	37
Working Families – East Rochester Town Justice	38
Independence – East Rochester Town Justice	39

November 3, 2015 General Election Results:

State Supreme Court Justice – 7 th Judicial District	40
County Executive	112
Family Court Judge	144
District Attorney	166
County Legislator 1 st District	187
County Legislator 2 nd District	188
County Legislator 3 rd District	189
County Legislator 4 th District	190
County Legislator 5 th District	191
County Legislator 6 th District	192
County Legislator 7 th District	193
County Legislator 8 th District	194
County Legislator 9 th District	195
County Legislator 10 th District	196
County Legislator 11 th District	197
County Legislator 12 th District	198
County Legislator 13 th District	199
County Legislator 14 th District	200
County Legislator 15 th District	201
County Legislator 16 th District	202
County Legislator 17 th District	203

CONTENTS

County Legislator 18 th District.....	204
County Legislator 19 th District.....	205
County Legislator 20 th District.....	206
County Legislator 21 st District.....	207
County Legislator 22 nd District.....	208
County Legislator 23 rd District.....	209
County Legislator 24 th District.....	210
County Legislator 25 th District.....	211
County Legislator 26 th District.....	212
County Legislator 27 th District.....	213
County Legislator 28 th District.....	214
County Legislator 29 th District.....	215
City Court Judge.....	216
Member of City Council – East District.....	223
Member of City Council – Northeast District.....	226
Member of City Council – Northwest District.....	229
Member of City Council – South District.....	232
Commissioner of Schools.....	235
Brighton Town Offices.....	246
Chili Town Offices.....	250
Clarkson Town Offices.....	255
East Rochester Town/Village Offices.....	258
Gates Town Offices.....	261
Greece Town Offices.....	265
Hamlin Town Offices.....	272
Henrietta Town Offices.....	276
Irondequoit Town Offices.....	282
Mendon Town Offices.....	289
Ogden Town Offices.....	295
Parma Town Offices.....	299
Penfield Town Offices.....	303
Perinton Town Offices.....	307
Pittsford Town Offices.....	316
Riga Town Offices.....	319
Rush Town Offices.....	322
Sweden Town Offices.....	328
Webster Town Offices.....	332
Wheatland Town Offices.....	336
Fairport Village Offices.....	340
Henrietta Town Proposition Number One – Town Recreation Center.....	341
Voter Turnout - 2015 General Election.....	342
Party Enrollment by Age.....	361
Voter Registration 1998 - 2015.....	362
Party Enrollment by Gender.....	363
Party Enrollment by Location.....	364
Party Enrollment Trends.....	365
Voter Turnout General Elections 2003 – 2015.....	366
Voter Turnout History.....	367

CANVASS OF VILLAGE ELECTION RESULTS

We, Thomas F. Ferrarese and David Van Varick, Board of Elections of the County of Monroe, having canvassed the votes cast at the following elections, do hereby certify that the candidates listed below received the votes set opposite their names:

March 18, 2015

CHURCHVILLE VILLAGE MAYOR

People's, Nancy L. Steedman..... 151 Votes

CHURCHVILLE VILLAGE TRUSTEE

Main Street, Diane F. Pusateri..... 90 Votes
Family Values, Eric L. Roth..... 38 Votes
Bell, Ronald Belczak..... 86 Votes
Your Hometown, Michael H. Brown 96 Votes

HONEOYE FALLS VILLAGE TRUSTEE

Village Progress, Paul J. Kammermeier 125 Votes
Independent For Responsible Community Progress, Gerard T. Pavelsky 142 Votes
Independent For Responsible Community Progress, Stanley E. Worboys, Jr. 165 Votes
Governs Least Governs Best, Daniel A. Bassette..... 60 Votes
Hometown, Leah R. Dalton..... 88 Votes

PITTSFORD VILLAGE TRUSTEE

Democratic, Alysa Plummer..... 23 Votes
Pittsford Village United, Alysa Plummer 63 Votes
Pittsford Village United, Peggy Caraberis Brizee 91 Votes

SPENCERPORT VILLAGE MAYOR

Progressive, Gary Penders 129 Votes

SPENCERPORT VILLAGE TRUSTEE – 4 YEAR TERM

One Village, Michael T. Flavin..... 72 Votes
Peoples, David R. Wohlers..... 78 Votes
Victory, Carol J. Nellis-Ewell 109 Votes

SPENCERPORT VILLAGE TRUSTEE – 2 YEAR TERM

Workn4u, Raymond C. Kuntz, Jr. 113 Votes

WEBSTER VILLAGE TRUSTEE

Republican, Judith A. Lancy 172 Votes
Republican, Allan Balcaen 186 Votes
Conservative, Judith A. Lancy 39 Votes
Conservative, Allan Balcaen 35 Votes
Open, Evan Hoerner..... 143 Votes
Open, Judy A. Gurnett 161 Votes

WEBSTER VILLAGE PROPOSITION 1

Moving Village Election Date To The Third Tuesday In June

YES..... 227 Votes
NO..... 91 Votes

June 16, 2015

BROCKPORT VILLAGE TRUSTEE – 2 YEAR TERM

Revitalize Brockport, Katherine J. Kristansen.....176 Votes

CANVASS OF PRIMARY ELECTION RESULTS

We, Thomas F. Ferrarese and David Van Varick, Board of Elections of the County of Monroe, having canvassed the votes cast at the Primary Election held in this state on the 10th day of September, 2015, do hereby certify that the following votes were received:

Democratic Party

COUNTY LEGISLATOR – 21ST DISTRICT

Bobbi T. Mitchell 385 Votes
Mark S. Muoio 592 Votes

COUNTY LEGISLATOR – 23RD DISTRICT

James M. Sheppard 1,223 Votes
C. Mitchell Rowe 360 Votes

COUNTY LEGISLATOR – 28TH DISTRICT

Cindy Kaleh 314 Votes
Ricky G. Frazier 285 Votes

COUNTY LEGISLATOR – 29TH DISTRICT

Ernest S. Flagler 431 Votes
Leslie M. Rivera 192 Votes

MEMBER OF CITY COUNCIL – EAST DISTRICT

Elaine M. Spaul 1,916 Votes
Lisa A. Jacques 797 Votes

MEMBER OF CITY COUNCIL – NORTHEAST DISTRICT

Michael A. Patterson 913 Votes
Eugenio Cotto 286 Votes

MEMBER OF CITY COUNCIL – NORTHWEST DISTRICT

Lashana D. Boose 706 Votes
Molly Clifford 776 Votes

MEMBER OF CITY COUNCIL – SOUTH DISTRICT

Adam C. McFadden 1,241 Votes
Ann C. Lewis 582 Votes

COMMISSIONER OF SCHOOLS

Mary B. Adams.....	4,137 Votes
Howard J. Eagle.....	2,517 Votes
Liz Hallmark.....	3,637 Votes
Willa Powell.....	3,629 Votes
Malik D. Evans.....	4,910 Votes
Matthew J. McDermott.....	1,923 Votes
Mia C. Hodgins.....	2,065 Votes
Lorenzo D. Williams.....	2,652 Votes

EAST ROCHESTER TOWN JUSTICE

Terrence C. Brown-Steiner.....	133 Votes
Kimberly A. Romach.....	31 Votes

Republican Party

COUNTY LEGISLATOR – 6TH DISTRICT

Fred Ancello.....	329 Votes
Edward A. Gartz.....	128 Votes

HENRIETTA TOWN SUPERVISOR

Jack W. Moore.....	964 Votes
William F. Wu.....	170 Votes

Working Families Party

EAST ROCHESTER TOWN JUSTICE

Kimberly A. Romach.....	1 Vote
Terrence C. Brown-Steiner.....	2 Votes

Independence Party

EAST ROCHESTER TOWN JUSTICE

Kimberly A. Romach.....	16 Votes
Terrence C. Brown-Steiner.....	18 Votes

CANVASS OF GENERAL ELECTION RESULTS

We, Thomas F. Ferrarese and David Van Varick, Board of Elections of the County of Monroe, having canvassed the votes cast at the General Election held in this state on the 3rd day of November, 2015 hereby certify that the following candidates received the votes set opposite their names:

State Supreme Court Justice - 7th Judicial District

Democratic-Working Families, Matthew D. Nafus	54,764 Votes
Democratic, Deborah A. Indivino	40,856 Votes
Democratic, Ella Van Loon	38,146 Votes
Democratic, JoAnne Leegant	35,786 Votes
Republican-Conservative-Independence-Reform, James J. Piampiano.....	73,776 Votes
Republican-Conservative-Working Families-Independence-Reform, Judy Sinclair	65,457 Votes
Republican-Conservative-Working Families-Independence-Reform, Craig Doran	73,031 Votes
Republican-Conservative-Working Families-Independence-Reform, Bill Taylor	75,122 Votes

County Executive

Democratic-Working Families, Sandy Frankel.....	52,692 Votes
Republican-Conservative-Independence-Reform, Cheryl Dinolfo.....	72,007 Votes
Green, Rajesh Barnabas	3,401 Votes

Family Court Judge

Democratic-Working Families, Maritza C. Buitrago.....	52,278 Votes
Republican-Conservative-Independence-Reform, James A. Vazzana.....	67,135 Votes

District Attorney

Democratic, Candice C. Baker Leit	34,819 Votes
Republican-Conservative-Independence-Reform, Sandra J. Doorley	87,894 Votes

County Legislator 1st District

Republican-Conservative-Independence-Reform, Tina M. Brown	3,665 Votes
--	-------------

County Legislator 2nd District

Republican-Conservative-Independence-Reform, Mike Rockow	2,905 Votes
--	-------------

County Legislator 3rd District

Democratic-Working Families, John V. Romagnola.....	1,494 Votes
Republican-Conservative-Independence-Reform, Tracy A. DiFlorio	3,042 Votes

County Legislator 4th District

Democratic-Working Families, Erik D. Johnson.....	1,707 Votes
Republican-Conservative-Independence-Reform, Frank Allkofer	3,164 Votes

County Legislator 5th District

Republican-Conservative-Independence-Reform, Karla Boyce	3,984 Votes
--	-------------

County Legislator 6th District

Democratic, Richard A. Beebe 1,279 Votes
Republican-Conservative-Independence-Reform, Fred Ancello 2,441 Votes

County Legislator 7th District

Republican-Conservative-Independence-Reform, Brian E. Marianetti 3,519 Votes

County Legislator 8th District

Republican-Conservative-Independence-Reform, Matthew Terp 3,968 Votes

County Legislator 9th District

Republican-Conservative-Independence-Reform, Debbie Drawe 4,522 Votes

County Legislator 10th District

Republican-Conservative-Independence-Reform, Anthony Daniele 4,073 Votes

County Legislator 11th District

Democratic, Polly P. Mohan 1,758 Votes
Republican-Conservative-Independence-Reform, Sean M. Delehanty 3,416 Votes

County Legislator 12th District

Democratic-Working Families, Maggie Ridge 1,507 Votes
Republican-Conservative-Independence-Reform, Steve Brew 2,255 Votes

County Legislator 13th District

Democratic-Working Families, Simeon I. Banister 2,785 Votes
Republican-Conservative-Independence-Reform, John Howland 4,115 Votes

County Legislator 14th District

Democratic-Independence, Justin F. Wilcox 3,815 Votes

County Legislator 15th District

Republican-Conservative-Independence-Reform, George J. Hebert 4,045 Votes

County Legislator 16th District

Democratic, Michael J. Bovay 2,705 Votes
Republican-Conservative-Working Families-Independence-Reform, Joe Carbone 3,733 Votes

County Legislator 17th District

Democratic-Working Families-Independence, Joseph D. Morelle, Jr. 3,699 Votes

County Legislator 18th District

Democratic-Working Families, Dorothy A. Styk 2,654 Votes
Republican-Conservative-Independence-Reform, Tanya Conley 3,272 Votes

County Legislator 19th District

Republican-Conservative-Independence-Reform, Kathleen A. Taylor 3,794 Votes

<i>County Legislator 20th District</i>	
Republican-Conservative-Independence-Reform, Mike Zale.....	3,328 Votes
<i>County Legislator 21st District</i>	
Democratic-Working Families-Independence, Mark S. Muoio.....	2,139 Votes
<i>County Legislator 22nd District</i>	
Democratic, Vincent R. Felder	980 Votes
<i>County Legislator 23rd District</i>	
Democratic-Working Families-Independence, James M. Sheppard.....	4,156 Votes
<i>County Legislator 24th District</i>	
Democratic-Working Families-Independence, Joshua P. Bauroth	3,877 Votes
<i>County Legislator 25th District</i>	
Democratic-Working Families-Independence, John F. Lightfoot	1,793 Votes
<i>County Legislator 26th District</i>	
Democratic-Working Families, Yversha M. Roman	1,680 Votes
Republican-Conservative-Independence-Reform, Tony Micciche.....	2,158 Votes
<i>County Legislator 27th District</i>	
Democratic-Independence, LaShay Harris.....	2,236 Votes
<i>County Legislator 28th District</i>	
Democratic-Working Families-Independence, Cindy Kaleh	1,044 Votes
<i>County Legislator 29th District</i>	
Democratic, Ernest S. Flagler	1,423 Votes
<i>City Court Judge</i>	
Democratic-Independence, Stephen T. Miller	16,329 Votes
<i>Member of City Council - East District</i>	
Democratic-Working Families-Independence, Elaine M. Spaul	6,009 Votes
Green, Anthony Giordano.....	1,062 Votes
<i>Member of City Council - Northeast District</i>	
Democratic, Michael A. Patterson	2,463 Votes
<i>Member of City Council - Northwest District</i>	
Democratic-Working Families-Independence, Molly Clifford.....	3,165 Votes
Green, Dorothy A. Paige.....	415 Votes
Citizens of NW Unite, Perry Johnson.....	146 Votes

Member of City Council - South District

Democratic-Independence, Adam C. McFadden	3,470 Votes
Green, Alex White	985 Votes
Ann C. Lewis, Ann C. Lewis	496 Votes

Commissioner of Schools

Democratic-Independence, Mary B. Adams	13,204 Votes
Democratic-Working Families, Liz Hallmark	14,239 Votes
Democratic-Working Families, Willa Powell.....	13,512 Votes
Democratic-Independence, Malik D. Evans	14,907 Votes
Working Families, Matthew J. McDermott	3,738 Votes

Brighton Supervisor

Democratic-Working Families-Independence, William W. Moehle	6,478 Votes
---	-------------

Brighton Town Clerk

Democratic-Working Families-Independence, Daniel E. Aman	6,372 Votes
--	-------------

Brighton Town Justice

Democratic-Working Families-Independence, Karen L. Morris	6,466 Votes
---	-------------

Brighton Member of Town Council

Democratic-Working Families-Independence, Christopher K. Werner.....	6,215 Votes
Democratic-Working Families-Independence, Jason S. DiPonzio	6,176 Votes

Chili Supervisor

Republican-Conservative-Independence-Reform, David J. Dunning.....	4,372 Votes
--	-------------

Chili Town Clerk

Republican-Conservative-Independence-Reform, Virginia L. Ignatowski.....	4,422 Votes
--	-------------

Chili Town Justice

Republican-Conservative-Independence-Reform, Kenneth R. Kraus	4,278 Votes
---	-------------

Chili Member of Town Council

Republican-Conservative-Independence-Reform, Michael S. Slattery	4,325 Votes
Republican-Conservative-Independence-Reform, Jordan I. Brown	4,124 Votes

Clarkson Supervisor

Republican-Conservative-Independence-Reform, Paul M. Kimball	795 Votes
--	-----------

Clarkson Town Clerk

Republican-Conservative-Independence-Reform, Sharon S. Mattison	862 Votes
---	-----------

Clarkson Member of Town Council

Republican-Conservative-Independence-Reform, Christa L. Filipowicz	715 Votes
Republican-Conservative-Independence-Reform, Jackie Smith	810 Votes

East Rochester Mayor

Democratic-Independence, Frederick L. Ricci..... 862 Votes

East Rochester Town Justice

Democratic-Working Families-Independence, Terrence C. Brown-Steiner 710 Votes

Republican-Conservative-Reform, Kimberly A. Romach 396 Votes

East Rochester Village Trustee

Republican-Independence-Reform, Mark A. Florack..... 830 Votes

Republican-Independence-Reform, John R. Alfieri..... 828 Votes

Gates Supervisor

Democratic-Working Families, Brenda L. James 1,207 Votes

Republican-Conservative-Independence-Reform, Mark W. Assini 4,229 Votes

Gates Town Justice

Republican-Conservative-Independence-Reform, Sam L. Valleriani..... 4,178 Votes

Gates Member of Town Council

Democratic-Working Families, William R. Kiley 1,657 Votes

Democratic-Working Families, Mark A. McIntee 1,737 Votes

Republican-Conservative-Independence-Reform, Steve Tucciarello 3,423 Votes

Republican-Conservative-Independence-Reform, Christopher B. DiPonzio 3,480 Votes

Greece Town Justice

Republican-Conservative-Independence-Reform, Charles A. Schiano, Jr. 12,836 Votes

Greece Member of Town Council - 1st Ward

Republican-Conservative-Independence-Reform, Mike Barry..... 2,969 Votes

Greece Member of Town Council - 2nd Ward

Democratic, Valencia S. Metcalf 1,471 Votes

Republican-Conservative-Independence-Reform, Brett C. Granville 2,721 Votes

Greece Member of Town Council - 3rd Ward

Republican-Conservative-Independence-Reform, Andrew J. Conlon..... 2,756 Votes

Greece Member of Town Council - 4th Ward

Republican-Conservative-Independence-Reform, Diana M. Christodaro 3,462 Votes

Hamlin Supervisor

Republican-Conservative-Independence-Reform, Eric G. Peters..... 1,129 Votes

Hamlin Town Clerk

Republican-Conservative-Independence-Reform, Kathi A. Rickman..... 1,153 Votes

Hamlin Town Justice

Republican-Conservative-Independence-Reform, Paul S. Rath 1,133 Votes

Hamlin Member of Town Council

Republican-Conservative-Independence-Reform, Martin C. Maier	1,142 Votes
Republican-Conservative-Independence-Reform, David G. Rose	1,131 Votes

Henrietta Supervisor

Democratic-Working Families, Michael B. Yudelson.....	4,225 Votes
Republican-Conservative-Independence-Reform, Jack W. Moore	4,862 Votes
Gov't & Citizen Unity, Glenda F. Rudolph	203 Votes

Henrietta Town Justice

Republican- Conservative-Independence-Reform, John G. Pericak.....	6,333 Votes
Republican-Conservative-Independence-Reform, James F. Beikirch	6,373 Votes
Republican-Conservative-Independence-Reform, Steven M. Donsky	6,325 Votes

Henrietta Member of Town Council

Democratic-Working Families, Robert Barley, Jr.	3,921 Votes
Democratic-Working Families, Michael J. Stafford.....	3,613 Votes
Republican-Conservative-Independence-Reform, Scott M. Adair	4,688 Votes
Republican-Conservative-Independence-Reform, M. Rick Page	4,832 Votes

Irondequoit Supervisor

Democratic-Conservative-Working Families-Independence, Adam J. Bello	9,818 Votes
--	-------------

Irondequoit Town Justice

Democratic-Working Families, Nathan A. Van Loon	4,767 Votes
Republican-Conservative-Independence-Reform, Patrick K. Russi.....	6,190 Votes

Irondequoit Member of Town Council

Democratic-Working Families, Nicole Hushla-Re.....	6,094 Votes
Democratic-Conservative-Working Families-Independence, John Perticone	7,490 Votes
Republican-Conservative-Independence-Reform, Tony Proietti	5,185 Votes
Republican, Gregory J. Devlin.....	3,107 Votes

Mendon Supervisor

Republican-Conservative-Independence-Reform, John D. Moffitt	1,547 Votes
--	-------------

Mendon Town Clerk

Republican-Conservative-Independence-Reform, James P. Merzke	1,558 Votes
--	-------------

Mendon Town Justice

Republican-Conservative-Independence-Reform, William P. Fletcher.....	1,512 Votes
---	-------------

Mendon Member of Town Council – 4 Year Term

Republican-Conservative-Independence-Reform, Michael E. Roberts	1,463 Votes
Republican-Conservative-Independence-Reform, Thomas G. Dubois.....	1,453 Votes

Mendon Member of Town Council – 2 Year Term

Republican-Reform, John L. Hagreen	1,344 Votes
--	-------------

Mendon Superintendent of Highways

Republican-Conservative-Independence-Reform, William E. Smith..... 1,529 Votes

Ogden Supervisor

Republican-Conservative-Independence-Reform, Gay H. Lenhard 2,755 Votes

Ogden Town Clerk

Republican-Conservative-Independence-Reform, Noelle M. Burley 2,772 Votes

Ogden Town Justice

Republican-Conservative-Independence-Reform, Michael P. Schiano 2,788 Votes

Ogden Member of Town Council

Republican-Conservative-Independence-Reform, David F. Feeney..... 2,738 Votes

Republican-Conservative-Independence-Reform, Malcolm E. Perry..... 2,666 Votes

Parma Supervisor

Republican-Conservative-Independence-Reform, James M. Smith 2,141 Votes

Parma Town Justice

Republican-Conservative-Independence-Reform, Richard E. Alexander 2,057 Votes

Republican-Conservative-Working Families-Independence-Reform, Michael A. Sciortino 2,164 Votes

Parma Member of Town Council

Republican-Conservative-Independence-Reform, Gary L. Comardo 2,038 Votes

Republican-Conservative-Independence-Reform, Kyle D. Mullen 2,087 Votes

Parma Superintendent of Highways

Republican-Conservative-Independence-Reform, Brian F. Speer 2,160 Votes

Penfield Supervisor

Republican-Conservative-Independence-Reform, Tony LaFountain 6,214 Votes

Penfield Town Justice

Republican-Conservative-Independence, John P. Lomenzo, Jr. 5,999 Votes

Penfield Member of Town Council

Republican-Conservative-Independence-Reform, Rob Quinn 5,899 Votes

Republican-Conservative-Independence-Reform, Linda W. Kohl 5,909 Votes

Perinton Supervisor

Democratic, Ed Dunn..... 3,084 Votes

Republican-Conservative-Independence, Mike Barker 9,036 Votes

Perinton Town Clerk

Republican-Conservative-Independence, Jennifer A. West..... 6,764 Votes

Perinton Town Justice

Democratic, Jane M. Gabriele.....	3,684 Votes
Republican-Conservative-Independence, Thomas A. Klonick.....	6,908 Votes

Perinton Member of Town Council

Democratic, Erik B. Nixon.....	3,571 Votes
Democratic, Sean M. Leavy.....	3,849 Votes
Republican-Conservative-Independence, Joseph H. LaFay.....	7,016 Votes
Republican-Conservative-Independence, Stephen C. Van Vreede.....	6,290 Votes

Pittsford Supervisor

Republican-Conservative-Independence-Reform, William A. Smith.....	5,156 Votes
--	-------------

Pittsford Member of Town Council

Republican-Conservative-Independence-Reform, Matthew J. O'Connor.....	5,003 Votes
Republican-Conservative-Independence-Reform, Katherine Bohne Munzinger.....	4,857 Votes

Riga Supervisor

Republican-Conservative-Independence-Reform, Brad O'Brocta.....	1,050 Votes
---	-------------

Riga Town Justice

Republican-Conservative-Independence-Reform, Scott K. Okolowicz.....	1,040 Votes
--	-------------

Riga Member of Town Council

Republican-Conservative-Independence-Reform, David George.....	1,058 Votes
Republican-Conservative-Independence-Reform, Cynthia L. Jessop.....	1,021 Votes

Rush Supervisor

Democratic-Lean Gov't, Donald J. Scheg.....	493 Votes
Republican-Conservative-Independence-Reform, Cathleen M. Frank.....	670 Votes

Rush Town Clerk

Republican-Conservative-Independence-Reform, Pamela J. Bucci.....	940 Votes
---	-----------

Rush Town Justice

Republican-Conservative-Independence-Reform, Thomas S. Doupe.....	880 Votes
---	-----------

Rush Member of Town Council – 4 Year Term

Democratic-Lean Gov't, David S. Sluberski.....	556 Votes
Republican-Conservative-Independence-Reform, Daniel V. Woolaver.....	698 Votes
Republican-Conservative-Independence-Reform, Jillian Moore.....	755 Votes

Rush Member of Town Council – 2 Year Term

Republican-Conservative-Independence-Reform, Gerald W. Kusse.....	791 Votes
---	-----------

Rush Superintendent of Highways

Republican-Conservative-Independence-Reform, Mark E. David.....	965 Votes
---	-----------

Sweden Supervisor

Democratic-Working Families, Annie Crane 1,133 Votes
Republican-Conservative-Independence-Reform, Robert A. Carges 1,203 Votes

Sweden Member of Town Council

Democratic-Working Families, Lori Skoog..... 1,213 Votes
Democratic-Working Families, Mary E. Rich 1,153 Votes
Republican-Conservative-Independence-Reform, Peter T. Sharpe 1,119 Votes
Republican-Conservative-Independence-Reform, Donald E. Roberts, Jr. 1,137 Votes

Sweden Receiver of Taxes

Republican-Conservative-Independence-Reform, Kathleen A. Bahr-Seever 1,750 Votes

Sweden Superintendent of Highways

Republican-Conservative-Independence-Reform, Brian T. Ingraham..... 1,781 Votes

Webster Supervisor

Republican-Conservative-Independence-Reform, Ronald W. Nesbitt 6,602 Votes

Webster Town Justice

Republican-Conservative-Independence-Reform, David T. Corretore..... 6,770 Votes

Webster Member of Town Council

Republican-Conservative-Independence-Reform, William G. Abbott..... 6,449 Votes
Republican-Conservative-Independence-Reform, Alecia J. Mazzo. 6,433 Votes

Wheatland Supervisor

Republican-Conservative-Independence-Reform, Linda M. Dobson..... 725 Votes

Wheatland Town Clerk

Republican-Conservative-Independence-Reform, Laurie B. Czapranski 785 Votes

Wheatland Town Justice

Republican-Conservative-Independence-Reform, Harold H. Litterer, Jr..... 757 Votes

Wheatland Member of Town Council

Republican-Conservative-Independence-Reform, Carl L. Schoenthal 716 Votes
Republican-Conservative-Independence-Reform, Gregory I. Mullin..... 713 Votes

Fairport Village Trustee

Republican-Conservative-Independence-Reform, H. Kevin Clark..... 959 Votes
Republican-Conservative-Independence-Reform, Debra D. Tandoi 936 Votes

*Proposal Number One, Henrietta Proposition Number One
Permits Town Financing and Construction of Town Recreation Center*

Yes 5,646 Votes
No..... 2,829 Votes

**SEVENTH JUDICIAL DISTRICT
RESULTS OF NOVEMBER 3, 2015 GENERAL ELECTION BY COUNTY**

Matthew D. Nafus

<u>County</u>	<u>Democrat</u>	<u>Working Families</u>
Cayuga	4,059	479
Livingston	2,703	314
Monroe	50,483	4,281
Ontario	4,940	475
Seneca	1,877	252
Steuben	2,414	209
Wayne	2,922	318
Yates	791	89
	-----	-----
Totals	70,189	6,417

Deborah A. Indivino

<u>County</u>	<u>Democrat</u>
Cayuga	3,755
Livingston	1,726
Monroe	40,856
Ontario	3,324
Seneca	1,355
Steuben	2,123
Wayne	2,108
Yates	568

Totals	55,815

Ella Van Loon

<u>County</u>	<u>Democrat</u>
Cayuga	3,680
Livingston	1,576
Monroe	38,146
Ontario	2,760
Seneca	1,245
Steuben	2,098
Wayne	1,904
Yates	498

Totals	51,907

JoAnne Leegant

<u>County</u>	<u>Democrat</u>
Cayuga	3,775
Livingston	1,491
Monroe	35,786
Ontario	3,120
Seneca	1,392
Steuben	2,208
Wayne	1,967
Yates	549

Totals	50,288

James J. Pampiano

<u>County</u>	<u>Republican</u>	<u>Conservative</u>	<u>Independence</u>	<u>Reform</u>
Cayuga	4,757	1,124	410	75
Livingston	5,167	845	329	66
Monroe	54,990	13,151	4,914	721
Ontario	7,103	1,385	690	194
Seneca	2,521	392	232	37
Steuben	5,894	874	256	115
Wayne	6,094	1,502	365	159
Yates	1,729	250	117	36
-----		-----	-----	-----
Totals	88,255	19,523	7,313	1,403

Judy Sinclair

<u>County</u>	<u>Republican</u>	<u>Conservative</u>	<u>Working Families</u>	<u>Independence</u>	<u>Reform</u>
Cayuga	4,971	1,180	398	430	63
Livingston	4,707	809	279	258	54
Monroe	46,007	12,241	2,987	3,685	537
Ontario	6,688	1,310	412	629	191
Seneca	2,625	462	187	229	34
Steuben	6,025	914	224	246	124
Wayne	5,709	1,430	268	305	117
Yates	1,627	230	83	104	33
-----		-----	-----	-----	-----
Totals	78,359	18,576	4,838	5,886	1,153

Craig Doran

<u>County</u>	<u>Republican</u>	<u>Conservative</u>	<u>Working Families</u>	<u>Independence</u>	<u>Reform</u>
Cayuga	4,797	1,172	379	423	66
Livingston	5,200	882	241	302	64
Monroe	51,952	13,281	3,043	4,181	574
Ontario	10,358	1,570	475	895	247
Seneca	2,957	475	181	243	32
Steuben	5,832	899	168	225	111
Wayne	6,219	1,548	243	313	149
Yates	2,151	283	86	148	37
-----	-----	-----	-----	-----	-----
Totals	89,466	20,110	4,816	6,730	1,280

Bill Taylor

<u>County</u>	<u>Republican</u>	<u>Conservative</u>	<u>Working Families</u>	<u>Independence</u>	<u>Reform</u>
Cayuga	4,854	1,164	393	430	73
Livingston	5,487	884	288	304	67
Monroe	53,876	13,432	2,991	4,212	611
Ontario	7,283	1,411	357	694	197
Seneca	2,417	416	178	212	43
Steuben	5,756	879	181	216	95
Wayne	5,999	1,494	252	311	135
Yates	1,730	248	72	101	31
-----	-----	-----	-----	-----	-----
Totals	87,402	19,928	4,712	6,480	1,252

PARTY ABBREVIATIONS APPEARING IN CANVASS

ACL	Ann C. Lewis
CNW	Citizens of NW Unite
CON	Conservative
DEM	Democratic
GCU	Gov't & Citizen Unity
GRE	Green
IND	Independence
LGV	Lean Gov't
REF	Reform
REP	Republican
WOR	Working Families

TEXT OF PROPOSALS SUBMITTED TO THE VOTERS

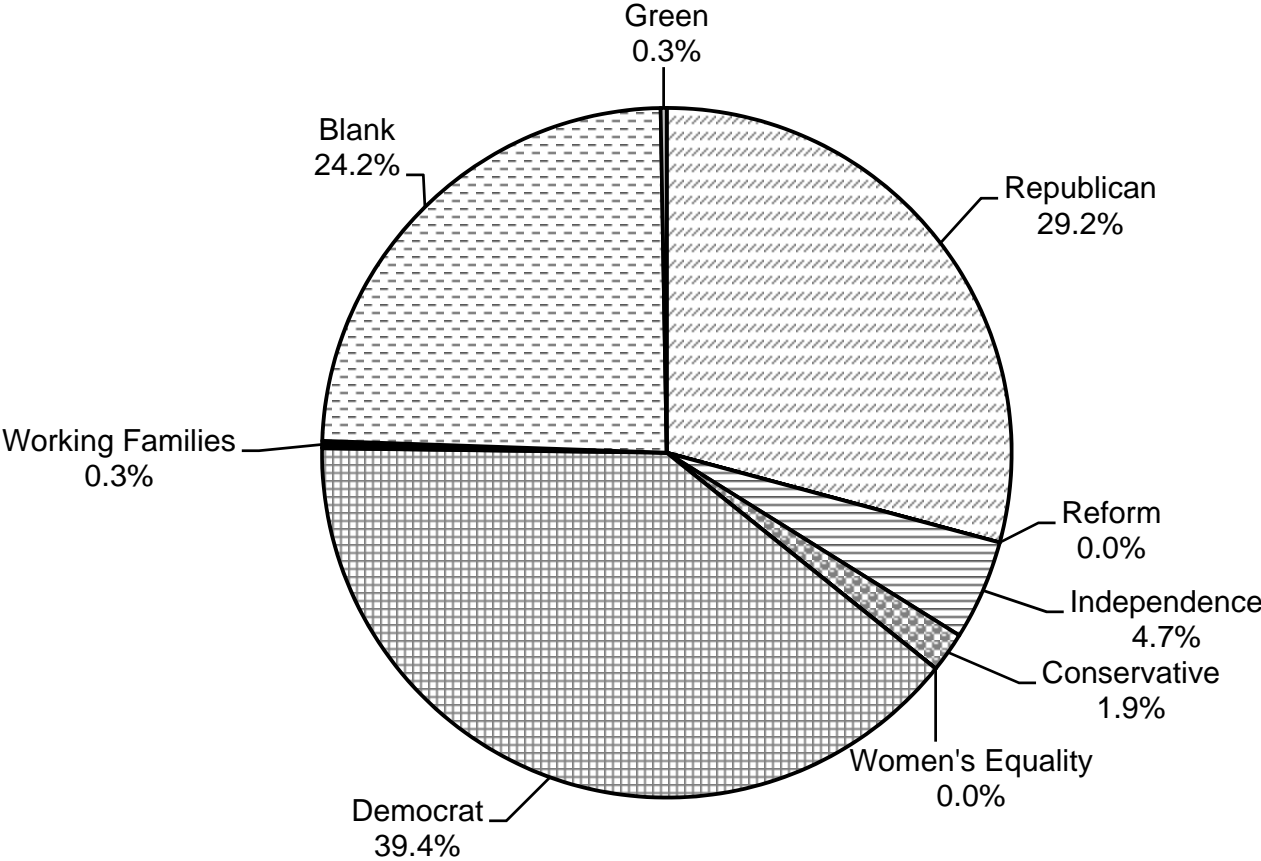
November 3, 2015

***PROPOSAL NUMBER ONE,
HENRIETTA PROPOSITION NUMBER ONE***

Shall the Town of Henrietta be permitted to pay for and construct a Town-owned building to provide improved recreational facilities and services for the Town of Henrietta, to be known as the Town of Henrietta Recreation Center, at a cost not to exceed \$9,700,000.00?

PROFILE OF PARTY ENROLLMENT

County of Monroe



COUNTY LEGISLATOR
21ST DISTRICT
DEMOCRATIC PRIMARY

LEGISLATIVE DISTRICT OR TOWN	ELECTION DISTRICT	TOTAL VOTES	BOBBI T. MITCHELL 1A	MARK S. MUOIO 2A	SCATTER	BLANK AND VOID
Leg. Dist. 21	1/24	109	8	100	1	0
	2/14/20	80	22	56	0	2
	3/4/16	80	41	39	0	0
	5/23	86	34	47	0	5
	6	42	17	20	1	4
	7	73	20	49	0	4
	8/17	59	28	30	0	1
	9	30	4	17	1	8
	10	66	10	45	0	11
	11	31	21	7	0	3
	12	83	12	69	0	2
	13	29	9	19	0	1
	15	55	28	23	0	4
	18/26	57	33	24	0	0
	19/21	32	10	22	0	0
	22	37	26	11	0	0
	25/27	79	62	14	0	3
GRAND TOTAL:		<u>1,028</u>	<u>385</u>	<u>592</u>	<u>3</u>	<u>48</u>

COUNTY LEGISLATOR
23RD DISTRICT
DEMOCRATIC PRIMARY

LEGISLATIVE DISTRICT OR TOWN	ELECTION DISTRICT	TOTAL VOTES	JAMES M. SHEPPARD 1A	C. MITCHELL ROWE 2A	SCATTER	BLANK AND VOID
Leg. Dist. 23	1/6/9/10/20	224	177	40	2	5
	2/3/11/28	160	110	45	0	5
	4/12/22	221	172	46	0	3
	5/7	57	46	10	0	1
	8/14	58	40	18	0	0
	13	45	36	8	1	0
	15/23/29	51	27	21	0	3
	16/18/19/27	198	163	34	0	1
	17	63	49	14	0	0
	21	66	58	8	0	0
	24	49	30	18	0	1
	25/26	229	170	56	0	3
Leg. Dist. 23		<u>1,421</u>	<u>1,078</u>	<u>318</u>	<u>3</u>	<u>22</u>
Brighton	7/11/15/24/34	189	145	42	0	2
Brighton		<u>189</u>	<u>145</u>	<u>42</u>	<u>0</u>	<u>2</u>
GRAND TOTAL:		<u><u>1,610</u></u>	<u><u>1,223</u></u>	<u><u>360</u></u>	<u><u>3</u></u>	<u><u>24</u></u>

COUNTY LEGISLATOR
28TH DISTRICT
DEMOCRATIC PRIMARY

LEGISLATIVE DISTRICT OR TOWN	ELECTION DISTRICT	TOTAL VOTES	CINDY KALEH 1A	RICKY G. FRAZIER 2A	SCATTER	BLANK AND VOID
Leg. Dist. 28	1/2/10	87	32	40	0	15
	3	32	4	23	0	5
	4	31	10	14	0	7
	5/16	71	34	30	1	6
	6/18	105	74	17	0	14
	7/17	59	29	22	0	8
	8/19	65	23	36	0	6
	9/21	77	40	24	0	13
	11/13	60	19	35	0	6
	12	22	11	9	0	2
	14/15/22	58	22	24	0	12
	20	33	16	11	0	6
GRAND TOTAL:		<u>700</u>	<u>314</u>	<u>285</u>	<u>1</u>	<u>100</u>

COUNTY LEGISLATOR
29TH DISTRICT
DEMOCRATIC PRIMARY

LEGISLATIVE DISTRICT OR TOWN	ELECTION DISTRICT	TOTAL VOTES	ERNEST S. FLAGLER 1A	LESLIE M. RIVERA 2A	SCATTER	BLANK AND VOID
Leg. Dist. 29	1/2/20/26	74	50	17	0	7
	3/8/9	57	33	22	0	2
	4/6/11/14	73	47	22	0	4
	5/10	56	37	12	0	7
	7/17	52	20	25	0	7
	12/24	40	29	11	0	0
	13	19	15	3	0	1
	15/16/19	38	27	7	0	4
	18/21/27	59	30	26	0	3
	22	50	36	10	0	4
	23	81	62	18	0	1
	25/28	69	45	19	0	5
GRAND TOTAL:		<u>668</u>	<u>431</u>	<u>192</u>	<u>0</u>	<u>45</u>

MEMBER OF CITY COUNCIL
EAST DISTRICT
DEMOCRATIC PRIMARY

LEGISLATIVE DISTRICT OR TOWN	ELECTION DISTRICT	TOTAL VOTES	ELAINE M. SPAULL 3A	LISA A. JACQUES 4A	SCATTER	BLANK AND VOID
Leg. Dist. 21	1/24	109	64	39	0	6
	2/14/20	80	51	26	0	3
	5/23	86	56	23	0	7
	6	42	22	12	1	7
	7	73	41	25	0	7
	8/17	59	37	20	0	2
	9	30	24	6	0	0
	10	66	52	12	0	2
	12	83	46	27	0	10
	13	29	23	5	0	1
	15	55	20	29	0	6
	18/26	57	32	16	0	9
	19/21	32	18	11	0	3
	22	37	19	12	0	6
	25/27	79	43	24	0	12
Leg. Dist. 21		917	548	287	1	81
Leg. Dist. 22	25	56	38	17	0	1
Leg. Dist. 22		56	38	17	0	1
Leg. Dist. 23	1/6/9/10/20	224	152	67	0	5
	2/3/11/28	160	116	40	0	4
	4/12/22	221	185	28	0	8
	5/7	57	49	8	0	0
	8/14	58	43	14	0	1
	13	45	38	5	1	1
	15/23/29	51	32	17	0	2
	16/18/19/27	198	124	59	0	15
	17	63	33	21	0	9
	21	66	47	17	0	2
	24	49	27	16	0	6
	25/26	229	184	35	0	10
Leg. Dist. 23		1,421	1,030	327	1	63
Leg. Dist. 24	1/13/24	163	123	37	0	3
	2/23	77	69	8	0	0
	4/10	120	59	59	0	2
	15	56	26	28	0	2
	16/18	53	20	33	0	0
Leg. Dist. 24		469	297	165	0	7
Leg. Dist. 25	19	4	3	1	0	0
Leg. Dist. 25		4	3	1	0	0
GRAND TOTAL:		2,867	1,916	797	2	152

MEMBER OF CITY COUNCIL
NORTHEAST DISTRICT
DEMOCRATIC PRIMARY

LEGISLATIVE DISTRICT OR TOWN	ELECTION DISTRICT	TOTAL VOTES	MICHAEL A. PATTERSON	EUGENIO COTTO	SCATTER	BLANK AND VOID
			3A	4A		
Leg. Dist. 16	1	0	0	0	0	0
Leg. Dist. 16		0	0	0	0	0
Leg. Dist. 21	3/4/16	80	56	20	0	4
	11	31	22	5	0	4
Leg. Dist. 21		111	78	25	0	8
Leg. Dist. 22	1/17	42	34	6	0	2
	2/13	18	11	4	0	3
	3	17	8	9	0	0
	4/16/19	29	20	8	0	1
	5	15	11	4	0	0
	6	25	17	6	0	2
	7	20	16	4	0	0
	8/22	34	29	4	0	1
	9/10	40	33	5	1	1
	11/21	58	43	8	1	6
	12/23	21	19	2	0	0
	14/15	70	54	14	0	2
	18	16	10	6	0	0
	20/24	31	25	6	0	0
	26	25	10	15	0	0
	27	23	20	2	0	1
Leg. Dist. 22		484	360	103	2	19
Leg. Dist. 25	25	72	45	20	0	7
Leg. Dist. 25		72	45	20	0	7
Leg. Dist. 29	1/2/20/26	74	58	12	0	4
	3/8/9	57	39	14	1	3
	4/6/11/14	73	54	15	0	4
	5/10	56	41	10	0	5
	12/24	40	28	10	0	2
	13	19	15	4	0	0
	15/16/19	38	25	10	0	3
	18/21/27	59	30	21	0	8
	22	50	40	5	0	5
	23	81	56	20	0	5
	25/28	69	44	17	0	8
Leg. Dist. 29		616	430	138	1	47
GRAND TOTAL:		1,283	913	286	3	81

MEMBER OF CITY COUNCIL
NORTHWEST DISTRICT
DEMOCRATIC PRIMARY

LEGISLATIVE DISTRICT OR TOWN	ELECTION DISTRICT	TOTAL VOTES	LASHANA D. BOOSE	MOLLY CLIFFORD	SCATTER	BLANK AND VOID
			3A	4A		
Leg. Dist. 07						
	1	50	1	48	0	1
	2	43	3	39	0	1
Leg. Dist. 07		93	4	87	0	2
Leg. Dist. 25						
	16/27-22	71	51	16	1	3
	21	26	16	8	1	1
Leg. Dist. 25		97	67	24	2	4
Leg. Dist. 26						
	1/13/14	107	10	95	0	2
	2/12/17	80	18	62	0	0
	3/4/5/11	79	11	67	0	1
	6	32	20	11	0	1
	7/8	65	39	25	0	1
	9	53	23	28	2	0
	10/15	64	33	29	1	1
	16	23	3	20	0	0
Leg. Dist. 26		503	157	337	3	6
Leg. Dist. 27						
	18	35	24	11	0	0
	25/26	42	18	24	0	0
Leg. Dist. 27		77	42	35	0	0
Leg. Dist. 28						
	1/2/10	87	68	18	0	1
	3	32	26	5	0	1
	4	31	20	10	0	1
	5/16	71	43	27	0	1
	6/18	105	41	62	0	2
	7/17	59	30	28	0	1
	8/19	65	49	15	0	1
	9/21	77	38	33	0	6
	11/13	60	46	10	1	3
	12	22	10	12	0	0
	14/15/22	58	39	18	0	1
	20	33	17	15	0	1
Leg. Dist. 28		700	427	253	1	19
Leg. Dist. 29						
	7/17	52	9	40	0	3
Leg. Dist. 29		52	9	40	0	3
GRAND TOTAL:		1,522	706	776	6	34

MEMBER OF CITY COUNCIL
SOUTH DISTRICT
DEMOCRATIC PRIMARY

LEGISLATIVE DISTRICT OR TOWN	ELECTION DISTRICT	TOTAL VOTES	ADAM C. MCFADDEN	ANN C. LEWIS	SCATTER	BLANK AND VOID
			3A	4A		
Leg. Dist. 24	3/22	46	16	26	1	3
	5	44	22	19	0	3
	6	21	5	16	0	0
	7	19	8	10	1	0
	8/9	41	20	20	0	1
	11/12	22	14	7	0	1
	14/21	45	21	20	1	3
	17	16	6	9	0	1
	19/25-23	1	1	0	0	0
	20/25-28	11	8	1	0	2
Leg. Dist. 24		266	121	128	3	14
Leg. Dist. 25	1/22	70	31	36	1	2
	2	54	45	8	0	1
	3	84	63	18	1	2
	4/6/14/24	70	35	34	0	1
	5/10	95	65	27	0	3
	7/13	70	54	15	0	1
	8/27-9	129	85	41	0	3
	9/11	28	23	4	0	1
	12	19	5	12	0	2
	15/18	78	50	25	1	2
	17	33	25	4	0	4
	20	4	3	1	0	0
	26/27	21	8	11	1	1
	29/30	25	14	11	0	0
Leg. Dist. 25		780	506	247	4	23
Leg. Dist. 27	1/2	83	60	22	0	1
	3/7/12/16	146	103	41	0	2
	4/5	110	76	32	0	2
	6/17	85	63	20	0	2
	8	105	69	32	0	4
	10/11	67	46	19	0	2
	13/21	59	45	12	0	2
	14	26	20	5	0	1
	15	38	31	6	0	1
	19/23	93	78	14	1	0
	20	27	23	4	0	0
Leg. Dist. 27		839	614	207	1	17
GRAND TOTAL:		1,885	1,241	582	8	54

COMMISSIONER OF SCHOOLS
CITY OF ROCHESTER
DEMOCRATIC PRIMARY
(VOTE FOR 4)
SUMMARY

LEGISLATIVE DISTRICT OR TOWN	TOTAL VOTES	MARY B. ADAMS	HOWARD J. EAGLE	LIZ HALLMARK	WILLA POWELL	MALIK D. EVANS	MATTHEW J. MCDERMOTT	MIA C. HODGINS	LORENZO D. WILLIAMS	SCATTER	BLANK AND VOID
		5A	6A	7A	8A	9A	10A	11A	12A		
Leg. Dist. 07	372	51	24	51	39	38	39	27	26	0	77
Leg. Dist. 16	0	0	0	0	0	0	0	0	0	0	0
Leg. Dist. 21	4,112	535	360	497	516	661	270	347	349	20	557
Leg. Dist. 22	2,160	290	220	152	266	351	96	133	249	4	399
Leg. Dist. 23	5,684	814	269	1,012	711	921	494	349	261	14	839
Leg. Dist. 24	2,940	422	140	577	335	474	260	180	121	5	426
Leg. Dist. 25	3,812	521	386	318	442	614	182	242	390	4	713
Leg. Dist. 26	2,012	263	171	242	233	306	146	182	182	3	284
Leg. Dist. 27	3,664	532	388	286	459	660	154	281	418	9	477
Leg. Dist. 28	2,800	345	280	251	296	443	150	172	333	9	521
Leg. Dist. 29	2,672	364	279	251	332	442	132	152	323	4	393
GRAND TOTAL:	30,228	4,137	2,517	3,637	3,629	4,910	1,923	2,065	2,652	72	4,686

COMMISSIONER OF SCHOOLS
CITY OF ROCHESTER
DEMOCRATIC PRIMARY
(VOTE FOR 4)
DETAIL

LEGISLATIVE DISTRICT OR TOWN	ELECTION DISTRICT	TOTAL VOTES	MARY B. ADAMS	HOWARD J. EAGLE	LIZ HALLMARK	WILLA POWELL	MALIK D. EVANS	MATTHEW J. MCDERMOTT	MIA C. HODGINS	LORENZO D. WILLIAMS	SCATTER	BLANK AND VOID
			5A	6A	7A	8A	9A	10A	11A	12A		
Leg. Dist. 07	1	200	28	11	29	23	24	24	14	13	0	34
	2	172	23	13	22	16	14	15	13	13	0	43
Leg. Dist. 07		372	51	24	51	39	38	39	27	26	0	77
Leg. Dist. 16	1	0	0	0	0	0	0	0	0	0	0	0
Leg. Dist. 16		0	0	0	0	0	0	0	0	0	0	0
Leg. Dist. 21	1/24	436	52	43	67	40	55	38	37	32	5	67
	2/14/20	320	45	27	42	49	50	23	29	28	1	26
	3/4/16	320	42	36	27	33	53	20	29	31	0	49
	5/23	344	43	37	43	44	61	28	32	29	0	27
	6	168	21	10	27	24	19	8	8	12	4	35
	7	292	40	17	38	41	53	23	31	19	0	30
	8/17	236	29	25	31	35	37	13	24	25	0	17
	9	120	17	5	18	15	19	10	5	6	0	25
	10	264	32	19	44	29	45	24	21	8	0	42
	11	124	14	8	8	15	18	4	10	8	4	35
	12	332	47	28	48	37	54	28	26	14	3	47
	13	116	15	11	12	15	25	9	3	10	0	16
	15	220	29	14	24	29	38	13	25	23	0	25
	18/26	228	33	25	25	32	40	7	18	23	0	25
	19/21	128	14	10	11	20	19	4	15	18	2	15
	22	148	23	10	10	17	23	7	14	19	1	24
	25/27	316	39	35	22	41	52	11	20	44	0	52
Leg. Dist. 21		4,112	535	360	497	516	661	270	347	349	20	557

COMMISSIONER OF SCHOOLS
CITY OF ROCHESTER
DEMOCRATIC PRIMARY
(VOTE FOR 4)
DETAIL

LEGISLATIVE DISTRICT OR TOWN	ELECTION DISTRICT	TOTAL VOTES	MARY B. ADAMS	HOWARD J. EAGLE	LIZ HALLMARK	WILLA POWELL	MALIK D. EVANS	MATTHEW J. MCDERMOTT	MIA C. HODGINS	LORENZO D. WILLIAMS	SCATTER	BLANK AND VOID
			5A	6A	7A	8A	9A	10A	11A	12A		
Leg. Dist. 22												
	1/17	168	23	15	9	21	31	5	14	24	0	26
	2/13	72	4	9	3	6	10	0	3	3	0	34
	3	68	3	6	3	1	6	2	3	2	0	42
	4/16/19	116	15	11	8	9	16	11	8	12	0	26
	5	60	10	3	3	4	10	4	3	8	0	15
	6	100	16	14	6	12	15	5	5	11	0	16
	7	80	12	9	7	11	12	5	6	8	0	10
	8/22	136	19	9	9	21	22	6	10	11	0	29
	9/10	160	22	19	10	25	28	3	10	27	0	16
	11/21	232	20	32	20	33	40	4	11	34	4	34
	12/23	84	13	8	1	10	12	0	4	9	0	27
	14/15	280	40	26	15	39	43	12	20	30	0	55
	18	64	8	9	2	8	8	3	3	11	0	12
	20/24	124	15	17	5	16	23	4	8	23	0	13
	25	224	41	19	28	30	38	18	13	20	0	17
	26	100	15	3	19	10	20	12	7	5	0	9
	27	92	14	11	4	10	17	2	5	11	0	18
Leg. Dist. 22		2,160	290	220	152	266	351	96	133	249	4	399
Leg. Dist. 23												
	1/6/9/10/20	896	132	37	162	109	149	74	53	27	5	148
	2/3/11/28	640	93	34	125	87	102	59	34	28	0	78
	4/12/22	884	146	43	180	121	162	60	35	21	2	114
	5/7	228	39	13	36	32	38	26	16	13	2	13
	8/14	232	33	9	39	33	35	22	16	11	0	34
	13	180	20	4	30	22	30	14	5	4	2	49
	15/23/29	204	30	16	29	27	30	17	14	18	0	23

COMMISSIONER OF SCHOOLS
CITY OF ROCHESTER
DEMOCRATIC PRIMARY
(VOTE FOR 4)
DETAIL

LEGISLATIVE DISTRICT OR TOWN	ELECTION DISTRICT	TOTAL VOTES	MARY B. ADAMS	HOWARD J. EAGLE	LIZ HALLMARK	WILLA POWELL	MALIK D. EVANS	MATTHEW J. MCDERMOTT	MIA C. HODGINS	LORENZO D. WILLIAMS	SCATTER	BLANK AND VOID
			5A	6A	7A	8A	9A	10A	11A	12A		
Leg. Dist. 23												
	16/18/19/27	792	94	38	129	89	119	81	75	48	1	118
	17	252	44	12	39	33	39	17	10	18	0	40
	21	264	29	13	52	19	41	28	25	7	2	48
	24	196	25	12	33	20	24	22	9	20	0	31
	25/26	916	129	38	158	119	152	74	57	46	0	143
Leg. Dist. 23		5,684	814	269	1,012	711	921	494	349	261	14	839
Leg. Dist. 24												
	1/13/24	652	97	26	143	71	99	51	28	15	0	122
	2/23	308	46	9	68	37	52	32	16	13	0	35
	3/22	184	30	9	44	16	26	23	15	3	0	18
	4/10	480	60	30	90	45	74	35	38	17	2	89
	5	176	25	9	39	21	30	23	9	5	0	15
	6	84	9	4	19	11	15	6	11	5	0	4
	7	76	11	1	19	11	13	7	3	3	0	8
	8/9	164	27	8	27	19	27	20	10	5	0	21
	11/12	88	15	3	11	12	19	1	6	13	0	8
	14/21	180	30	7	40	26	30	18	8	7	0	14
	15	224	36	16	20	30	38	18	15	25	0	26
	16/18	212	24	7	45	27	37	20	13	6	0	33
	17	64	10	4	10	4	2	5	6	1	3	19
	19/25-23	4	0	0	0	0	1	0	0	0	0	3
	20/25-28	44	2	7	2	5	11	1	2	3	0	11
Leg. Dist. 24		2,940	422	140	577	335	474	260	180	121	5	426
Leg. Dist. 25												
	1/22	280	35	24	31	28	41	21	25	29	0	46
	2	216	30	24	13	26	34	10	14	24	0	41

COMMISSIONER OF SCHOOLS
CITY OF ROCHESTER
DEMOCRATIC PRIMARY
(VOTE FOR 4)
DETAIL

LEGISLATIVE DISTRICT OR TOWN	ELECTION DISTRICT	TOTAL VOTES	MARY B. ADAMS	HOWARD J. EAGLE	LIZ HALLMARK	WILLA POWELL	MALIK D. EVANS	MATTHEW J. MCDERMOTT	MIA C. HODGINS	LORENZO D. WILLIAMS	SCATTER	BLANK AND VOID
			5A	6A	7A	8A	9A	10A	11A	12A		
Leg. Dist. 25												
	3	336	46	27	22	37	55	14	14	32	0	89
	4/6/14/24	280	49	20	44	39	39	20	20	19	0	30
	5/10	380	54	36	23	47	68	13	23	36	0	80
	7/13	280	39	40	16	32	49	11	15	40	0	38
	8/27-9	516	78	52	54	59	86	25	32	44	0	86
	9/11	112	13	11	1	12	20	4	5	15	0	31
	12	76	14	3	12	10	11	5	3	5	0	13
	15/18	312	36	39	18	30	51	12	22	33	0	71
	16/27-22	284	36	39	12	39	50	6	16	42	1	43
	17	132	15	13	2	16	21	2	6	12	0	45
	19	16	3	2	2	1	4	2	1	1	0	0
	20	16	2	2	2	2	3	1	1	0	0	3
	21	104	7	15	5	9	14	3	6	15	0	30
	25	288	38	28	30	31	41	18	25	33	2	42
	26/27	84	10	6	10	15	10	7	5	5	0	16
	29/30	100	16	5	21	9	17	8	9	5	1	9
		<u>3,812</u>	<u>521</u>	<u>386</u>	<u>318</u>	<u>442</u>	<u>614</u>	<u>182</u>	<u>242</u>	<u>390</u>	<u>4</u>	<u>713</u>
Leg. Dist. 25												
Leg. Dist. 26												
	1/13/14	428	63	28	59	57	58	39	50	26	0	48
	2/12/17	320	49	35	47	33	49	28	25	28	0	26
	3/4/5/11	316	34	24	37	35	47	21	25	24	1	68
	6	128	13	15	13	14	23	8	10	18	0	14
	7/8	260	33	26	23	26	41	13	26	34	0	38
	9	212	21	17	22	27	37	15	16	22	1	34
	10/15	256	34	20	25	26	40	13	17	24	1	56

COMMISSIONER OF SCHOOLS
CITY OF ROCHESTER
DEMOCRATIC PRIMARY
(VOTE FOR 4)
DETAIL

LEGISLATIVE DISTRICT OR TOWN	ELECTION DISTRICT	TOTAL VOTES	MARY B. ADAMS	HOWARD J. EAGLE	LIZ HALLMARK	WILLA POWELL	MALIK D. EVANS	MATTHEW J. MCDERMOTT	MIA C. HODGINS	LORENZO D. WILLIAMS	SCATTER	BLANK AND VOID
			5A	6A	7A	8A	9A	10A	11A	12A		
Leg. Dist. 26	16	92	16	6	16	15	11	9	13	6	0	0
Leg. Dist. 26		2,012	263	171	242	233	306	146	182	182	3	284
Leg. Dist. 27	1/2	332	45	43	20	37	61	10	33	48	1	34
	3/7/12/16	584	95	55	54	83	116	32	41	61	0	47
	4/5	440	76	44	41	46	72	19	29	44	3	66
	6/17	340	50	38	23	42	72	9	28	36	0	42
	8	420	67	40	36	59	62	20	32	52	0	52
	10/11	268	31	30	22	35	45	14	24	28	0	39
	13/21	236	32	24	21	28	48	4	18	27	0	34
	14	104	10	10	3	13	18	5	7	12	1	25
	15	152	21	18	7	14	35	6	14	20	0	17
	18	140	21	18	7	23	23	7	10	22	0	9
	19/23	372	52	40	33	51	66	13	29	39	4	45
	20	108	10	12	8	15	19	5	5	12	0	22
	25/26	168	22	16	11	13	23	10	11	17	0	45
Leg. Dist. 27		3,664	532	388	286	459	660	154	281	418	9	477
Leg. Dist. 28	1/2/10	348	44	47	26	39	61	19	24	48	0	40
	3	128	11	19	4	9	22	4	11	18	0	30
	4	124	13	10	8	12	14	7	4	18	0	38
	5/16	284	37	34	25	37	46	15	15	35	1	39
	6/18	420	51	26	57	43	67	27	31	32	3	83
	7/17	236	28	23	15	36	44	9	19	29	1	32
	8/19	260	39	29	27	25	35	13	10	43	0	39
	9/21	308	39	33	34	29	48	20	23	25	4	53

COMMISSIONER OF SCHOOLS
CITY OF ROCHESTER
DEMOCRATIC PRIMARY
(VOTE FOR 4)
DETAIL

LEGISLATIVE DISTRICT OR TOWN	ELECTION DISTRICT	TOTAL VOTES	MARY B. ADAMS	HOWARD J. EAGLE	LIZ HALLMARK	WILLA POWELL	MALIK D. EVANS	MATTHEW J. MCDERMOTT	MIA C. HODGINS	LORENZO D. WILLIAMS	SCATTER	BLANK AND VOID
			5A	6A	7A	8A	9A	10A	11A	12A		
Leg. Dist. 28												
	11/13	240	27	23	16	24	38	12	12	34	0	54
	12	88	12	7	12	8	12	6	2	13	0	16
	14/15/22	232	28	20	16	22	34	8	13	25	0	66
	20	132	16	9	11	12	22	10	8	13	0	31
Leg. Dist. 28		2,800	345	280	251	296	443	150	172	333	9	521
Leg. Dist. 29												
	1/2/20/26	296	41	34	19	40	47	10	23	39	0	43
	3/8/9	228	37	14	22	33	40	12	12	22	1	35
	4/6/11/14	292	34	38	22	34	45	14	17	36	0	52
	5/10	224	34	13	14	30	40	12	11	31	0	39
	7/17	208	34	17	25	29	35	10	17	16	0	25
	12/24	160	22	12	12	27	33	8	20	17	0	9
	13	76	12	11	2	13	14	2	2	12	0	8
	15/16/19	152	17	15	9	19	24	7	11	17	0	33
	18/21/27	236	38	19	34	32	33	18	11	13	1	37
	22	200	25	27	12	24	31	11	8	33	0	29
	23	324	24	49	60	23	61	16	8	51	0	32
	25/28	276	46	30	20	28	39	12	12	36	2	51
Leg. Dist. 29		2,672	364	279	251	332	442	132	152	323	4	393
GRAND TOTAL:		30,228	4,137	2,517	3,637	3,629	4,910	1,923	2,065	2,652	72	4,686

TOWN/VILLAGE OF EAST ROCHESTER
TOWN JUSTICE
DEMOCRATIC PRIMARY

LEGISLATIVE DISTRICT OR TOWN	ELECTION DISTRICT	TOTAL VOTES	TERRENCE C. BROWN-STEINER 1A	KIMBERLY A. ROMACH 2A	SCATTER	BLANK AND VOID
East Rochester	1/4/5	63	48	14	0	1
	2/3/6/7	102	85	17	0	0
GRAND TOTAL:		<u>165</u>	<u>133</u>	<u>31</u>	<u>0</u>	<u>1</u>

COUNTY LEGISLATOR
6TH DISTRICT
REPUBLICAN PRIMARY

LEGISLATIVE DISTRICT OR TOWN	ELECTION DISTRICT	TOTAL VOTES	FRED ANCELLO 1B	EDWARD A. GARTZ 2B	SCATTER	BLANK AND VOID
Greece	5/8/9	34	29	5	0	0
	6/7/22	38	34	4	0	0
	10/11/25	32	30	2	0	0
	12/46/49	34	23	11	0	0
	15	17	11	6	0	0
	19/23	47	39	8	0	0
	26/30/41/48/78	48	37	10	1	0
	31/47/50/56	76	58	17	1	0
	53/72/88	68	25	43	0	0
	62/96/101	37	20	17	0	0
	80	28	23	5	0	0
GRAND TOTAL:		<u>459</u>	<u>329</u>	<u>128</u>	<u>2</u>	<u>0</u>

TOWN OF HENRIETTA
SUPERVISOR
REPUBLICAN PRIMARY

LEGISLATIVE DISTRICT OR TOWN	ELECTION DISTRICT	TOTAL VOTES	JACK W. MOORE 1B	WILLIAM F. WU 2B	SCATTER	BLANK AND VOID
Henrietta	1/12/21/28	149	126	23	0	0
	2/19/20/35	127	106	20	0	1
	3/30	58	55	2	1	0
	4/5/32	104	90	12	0	2
	6/8/10/18	137	115	21	1	0
	7/22	70	61	9	0	0
	9/14/24/33	80	60	19	1	0
	11/23/34	39	34	5	0	0
	13/29	82	60	22	0	0
	15/16	58	48	8	1	1
	17/25	90	76	14	0	0
	26/27/31	148	133	15	0	0
GRAND TOTAL:		<u>1,142</u>	<u>964</u>	<u>170</u>	<u>4</u>	<u>4</u>

TOWN/VILLAGE OF EAST ROCHESTER
TOWN JUSTICE
WORKING FAMILIES PRIMARY

LEGISLATIVE DISTRICT OR TOWN	ELECTION DISTRICT	TOTAL VOTES	KIMBERLY A. ROMACH 1E	TERRENCE C. BROWN-STEINER 2E	SCATTER	BLANK AND VOID
East Rochester	1/4/5	2	0	2	0	0
	2/3/6/7	1	1	0	0	0
GRAND TOTAL:		<u>3</u>	<u>1</u>	<u>2</u>	<u>0</u>	<u>0</u>

TOWN/VILLAGE OF EAST ROCHESTER
TOWN JUSTICE
INDEPENDENCE PRIMARY

LEGISLATIVE DISTRICT OR TOWN	ELECTION DISTRICT	TOTAL VOTES	KIMBERLY A. ROMACH 1F	TERRENCE C. BROWN-STEINER 2F	SCATTER	BLANK AND VOID
East Rochester	1/4/5	13	6	7	0	0
	2/3/6/7	21	10	11	0	0
GRAND TOTAL:		<u>34</u>	<u>16</u>	<u>18</u>	<u>0</u>	<u>0</u>

STATE SUPREME COURT JUSTICE
7TH JUDICIAL DISTRICT
(VOTE FOR 4)
PART 1 OF 2
SUMMARY

LEGISLATIVE DISTRICT OR TOWN	TOTAL VOTES	MATTHEW D. NAFUS	DEBORAH A. INDIVINO	ELLA VAN LOON	JOANNE LEEAGANT	JAMES J. PIAMPIANO	JUDY SINCLAIR	CRAIG DORAN	BILL TAYLOR	JAMES J. PIAMPIANO	JUDY SINCLAIR	CRAIG DORAN	BILL TAYLOR
		DEM	DEM	DEM	DEM	REP	REP	REP	REP	CON	CON	CON	CON
Leg. Dist. 07	1,480	128	117	102	97	138	110	127	134	46	39	38	40
Leg. Dist. 16	28	4	3	3	3	4	2	3	3	0	0	0	1
Leg. Dist. 21	10,968	1,507	1,351	1,321	1,239	619	483	566	570	146	131	138	149
Leg. Dist. 22	5,652	844	793	722	702	158	121	131	135	40	28	39	32
Leg. Dist. 23	16,220	2,379	1,915	1,849	1,760	1,045	763	1,045	1,025	213	181	215	218
Leg. Dist. 24	9,740	1,458	1,255	1,258	1,218	535	422	523	517	93	85	91	88
Leg. Dist. 25	8,812	1,273	1,202	1,153	1,136	265	212	242	242	77	64	53	58
Leg. Dist. 26	8,976	881	762	701	674	800	713	723	770	214	200	219	220
Leg. Dist. 27	11,544	1,668	1,573	1,494	1,451	436	350	373	381	125	110	113	116
Leg. Dist. 28	5,820	674	646	569	565	380	309	348	336	100	87	89	92
Leg. Dist. 29	7,712	987	909	883	838	397	360	353	362	121	108	101	110
CITY	86,952	11,803	10,526	10,055	9,683	4,777	3,845	4,434	4,475	1,175	1,033	1,096	1,124
Brighton	33,068	4,681	3,739	3,593	3,442	2,540	1,986	2,558	2,644	489	456	506	502
Chili	22,024	1,771	1,373	1,169	1,079	2,689	2,279	2,526	2,679	723	682	746	754
Clarkson	4,156	273	212	193	188	505	450	490	511	172	167	174	174
East Rochester	4,588	431	331	305	304	478	391	443	452	88	72	82	84
Gates	22,204	1,724	1,471	1,247	1,175	2,776	2,363	2,468	2,614	577	573	573	598
Greece	65,088	4,689	3,834	3,238	3,109	8,071	7,028	7,441	7,864	2,118	2,012	2,120	2,144
Hamlin	5,508	329	243	211	215	744	650	702	711	198	198	211	203
Henrietta	37,688	3,462	2,751	2,638	2,558	4,109	3,445	3,637	3,801	902	835	916	918
Irondequoit	47,408	4,692	3,999	4,320	3,553	4,872	3,927	4,413	4,577	1,086	980	1,067	1,072
Mendon	7,900	695	484	476	440	925	786	934	952	230	209	239	236
Ogden	14,120	1,017	712	579	529	1,746	1,553	1,694	1,769	567	541	593	591
Parma	10,588	613	439	374	375	1,371	1,215	1,321	1,352	439	420	454	465
Penfield	31,844	2,802	2,187	1,947	1,838	3,850	3,093	3,628	3,737	840	777	862	880
Perinton	44,832	4,016	3,043	2,796	2,620	5,476	4,625	5,430	5,579	1,155	1,073	1,218	1,232
Pittsford	27,960	2,952	2,127	1,944	1,789	3,197	2,534	3,290	3,510	553	526	579	579

STATE SUPREME COURT JUSTICE
 7TH JUDICIAL DISTRICT
 (VOTE FOR 4)
 PART 1 OF 2
 SUMMARY

LEGISLATIVE DISTRICT OR TOWN	TOTAL VOTES	MATTHEW D. NAFUS	DEBORAH A. INDIVINO	ELLA VAN LOON	JOANNE LEEGANT	JAMES J. PIAMPIANO	JUDY SINCLAIR	CRAIG DORAN	BILL TAYLOR	JAMES J. PIAMPIANO	JUDY SINCLAIR	CRAIG DORAN	BILL TAYLOR
		DEM	DEM	DEM	DEM	REP	REP	REP	REP	CON	CON	CON	CON
Riga	5,220	374	234	220	201	682	600	655	683	183	173	189	189
Rush	4,772	383	264	256	242	548	480	554	550	138	134	141	147
Sweden	9,604	799	639	585	587	1,004	896	972	957	315	285	316	310
Webster	33,800	2,540	2,035	1,799	1,672	4,263	3,491	3,962	4,052	1,065	964	1,060	1,083
Wheatland	3,924	437	213	201	187	367	370	400	407	138	131	139	147
TOWNS	436,296	38,680	30,330	28,091	26,103	50,213	42,162	47,518	49,401	11,976	11,208	12,185	12,308
GRAND TOTAL:	523,248	50,483	40,856	38,146	35,786	54,990	46,007	51,952	53,876	13,151	12,241	13,281	13,432

STATE SUPREME COURT JUSTICE
7TH JUDICIAL DISTRICT
(VOTE FOR 4)
PART 2 OF 2
SUMMARY

LEGISLATIVE DISTRICT OR TOWN	TOTAL VOTES	MATTHEW D. NAFUS	JUDY SINCLAIR	CRAIG DORAN	BILL TAYLOR	JAMES J. PIAMPIANO	JUDY SINCLAIR	CRAIG DORAN	BILL TAYLOR	JAMES J. PIAMPIANO	JUDY SINCLAIR	CRAIG DORAN	BILL TAYLOR	SCATTER	BLANK AND VOID
		WOR	WOR	WOR	WOR	IND	IND	IND	IND	REF	REF	REF	REF		
Leg. Dist. 07	1,480	12	14	14	12	16	17	12	14	12	8	6	6	1	220
Leg. Dist. 16	28	0	0	0	0	0	0	1	0	0	0	0	0	0	1
Leg. Dist. 21	10,968	181	135	136	121	104	68	86	69	15	16	21	20	15	1,761
Leg. Dist. 22	5,652	28	42	29	31	19	11	10	12	14	5	5	16	1	1,684
Leg. Dist. 23	16,220	254	171	184	184	167	110	152	154	27	33	25	26	22	2,103
Leg. Dist. 24	9,740	204	128	144	136	77	58	63	66	19	12	13	11	12	1,254
Leg. Dist. 25	8,812	110	76	70	60	51	32	32	36	22	9	9	11	13	2,304
Leg. Dist. 26	8,976	81	68	69	68	97	64	61	75	11	5	5	10	6	1,479
Leg. Dist. 27	11,544	111	88	77	81	67	40	47	48	19	12	13	11	9	2,731
Leg. Dist. 28	5,820	47	53	37	34	49	27	28	37	8	6	7	10	1	1,281
Leg. Dist. 29	7,712	57	64	44	52	55	29	30	36	11	9	10	10	0	1,776
CITY	86,952	1,085	839	804	779	702	456	522	547	158	115	114	131	80	16,594
Brighton	33,068	341	226	258	231	323	227	294	273	65	38	45	43	13	3,555
Chili	22,024	159	109	123	131	202	156	170	169	21	27	18	20	7	2,242
Clarkson	4,156	27	19	14	14	33	37	30	33	4	2	5	5	0	424
East Rochester	4,588	41	31	26	28	54	37	40	36	5	4	4	5	3	813
Gates	22,204	139	108	105	114	199	153	160	158	29	15	24	17	3	2,821
Greece	65,088	435	298	311	315	607	486	509	513	85	72	62	66	31	7,630
Hamlin	5,508	40	26	26	22	47	48	48	46	12	7	8	6	9	548
Henrietta	37,688	259	212	188	194	392	281	309	308	51	36	37	41	10	5,398
Irondequoit	47,408	400	275	274	253	491	354	393	409	59	40	54	57	9	5,782
Mendon	7,900	64	36	35	33	68	57	67	68	9	6	8	11	4	828
Ogden	14,120	107	64	76	86	128	100	107	108	15	7	15	12	1	1,403
Parma	10,588	62	52	42	42	85	81	85	78	10	11	7	4	1	1,190
Penfield	31,844	213	133	144	145	356	261	306	294	31	20	32	36	7	3,425
Perinton	44,832	293	210	205	208	433	347	408	402	65	58	62	62	12	3,804
Pittsford	27,960	182	102	125	125	231	157	216	222	26	20	25	31	13	2,905

STATE SUPREME COURT JUSTICE
 7TH JUDICIAL DISTRICT
 (VOTE FOR 4)
 PART 2 OF 2
 SUMMARY

LEGISLATIVE DISTRICT OR TOWN	TOTAL VOTES	MATTHEW D. NAFUS	JUDY SINCLAIR	CRAIG DORAN	BILL TAYLOR	JAMES J. PIAMPIANO	JUDY SINCLAIR	CRAIG DORAN	BILL TAYLOR	JAMES J. PIAMPIANO	JUDY SINCLAIR	CRAIG DORAN	BILL TAYLOR	SCATTER	BLANK AND VOID
		WOR	WOR	WOR	WOR	IND	IND	IND	IND	REF	REF	REF	REF		
Riga	5,220	29	14	19	16	42	38	43	46	7	5	4	3	0	571
Rush	4,772	36	27	19	20	41	36	47	46	14	9	8	10	4	618
Sweden	9,604	85	57	55	56	99	86	85	87	16	14	15	19	7	1,258
Webster	33,800	229	126	167	157	350	258	312	337	33	27	21	28	5	3,764
Wheatland	3,924	55	23	27	22	31	29	30	32	6	4	6	4	0	518
TOWNS	436,296	3,196	2,148	2,239	2,212	4,212	3,229	3,659	3,665	563	422	460	480	139	49,497
GRAND TOTAL:	523,248	4,281	2,987	3,043	2,991	4,914	3,685	4,181	4,212	721	537	574	611	219	66,091

STATE SUPREME COURT JUSTICE
7TH JUDICIAL DISTRICT
(VOTE FOR 4)
PART 1 OF 2
DETAIL

LEGISLATIVE DISTRICT OR TOWN	ELECTION DISTRICT	TOTAL VOTES	MATTHEW D. NAFUS	DEBORAH A. INDIVINO	ELLA VAN LOON	JOANNE LEEGANT	JAMES J. PIAMPIANO	JUDY SINCLAIR	CRAIG DORAN	BILL TAYLOR	JAMES J. PIAMPIANO	JUDY SINCLAIR	CRAIG DORAN	BILL TAYLOR
			DEM	DEM	DEM	DEM	REP	REP	REP	REP	CON	CON	CON	CON
Leg. Dist. 07	1	856	76	68	56	52	90	70	83	89	27	21	27	24
	2	624	52	49	46	45	48	40	44	45	19	18	11	16
Leg. Dist. 07		1,480	128	117	102	97	138	110	127	134	46	39	38	40
Leg. Dist. 16	1	28	4	3	3	3	4	2	3	3	0	0	0	1
Leg. Dist. 16		28	4	3	3	3	4	2	3	3	0	0	0	1
Leg. Dist. 21	1	580	78	68	70	61	32	25	31	36	11	8	7	10
	2	472	62	49	47	43	36	25	30	34	6	8	7	6
	3	220	20	28	25	27	12	5	6	7	9	8	9	6
	4	236	30	27	28	23	13	14	11	12	3	2	3	3
	5	344	39	39	37	32	21	12	18	21	7	5	4	3
	6	456	68	59	53	48	25	19	23	28	2	1	0	0
	7	888	119	101	98	91	57	54	61	57	16	14	8	12
	8	264	34	31	28	33	12	6	10	8	4	4	3	5
	9	544	81	62	62	56	38	22	36	35	4	6	6	5
	10	944	136	110	109	101	60	51	67	60	9	9	7	12
	11	320	50	45	45	42	14	12	12	13	3	2	3	3
	12	960	125	107	112	105	57	53	52	51	6	11	14	11
	13	300	50	46	46	46	8	8	7	6	1	1	2	1
	14	212	25	24	21	20	17	12	17	19	5	6	7	6
	15	524	67	70	63	62	28	14	23	21	12	9	12	14
	16	144	22	23	21	20	5	5	7	5	3	2	2	3
	17	420	51	48	43	41	24	18	19	19	3	3	3	3
	18	336	50	48	48	44	13	10	12	12	8	5	5	4

STATE SUPREME COURT JUSTICE
7TH JUDICIAL DISTRICT
(VOTE FOR 4)
PART 1 OF 2
DETAIL

LEGISLATIVE DISTRICT OR TOWN	ELECTION DISTRICT	TOTAL VOTES	MATTHEW D. NAFUS	DEBORAH A. INDIVINO	ELLA VAN LOON	JOANNE LEEAGANT	JAMES J. PIAMPIANO	JUDY SINCLAIR	CRAIG DORAN	BILL TAYLOR	JAMES J. PIAMPIANO	JUDY SINCLAIR	CRAIG DORAN	BILL TAYLOR
			DEM	DEM	DEM	DEM	REP	REP	REP	REP	CON	CON	CON	CON
Leg. Dist. 21														
	19	100	15	15	17	14	4	2	1	2	1	0	0	0
	20	252	38	32	36	30	18	10	13	17	3	4	3	2
	21	256	43	36	42	37	13	9	7	9	2	0	1	1
	22	380	57	55	53	53	8	7	6	5	5	5	7	9
	23	344	42	40	32	37	22	14	20	16	7	5	6	6
	24	748	103	87	81	79	49	47	53	50	15	13	16	19
	25	308	52	49	50	45	10	8	8	11	0	0	0	2
	26	192	25	22	26	23	11	11	9	5	1	0	2	1
	27	224	25	30	28	26	12	10	7	11	0	0	1	2
Leg. Dist. 21		10,968	1,507	1,351	1,321	1,239	619	483	566	570	146	131	138	149
Leg. Dist. 22														
	1	396	61	51	49	50	18	11	13	10	3	5	3	4
	2	84	11	11	10	9	1	1	0	0	0	0	1	1
	3	268	22	23	15	15	3	2	2	5	6	2	2	3
	4	112	20	18	18	19	1	0	0	0	1	0	0	0
	5	196	29	31	28	29	3	3	2	3	0	1	3	1
	6	208	34	36	31	31	0	0	0	1	0	0	0	0
	7	76	8	10	6	10	1	2	1	2	0	0	0	2
	8	240	43	39	36	35	8	8	4	10	2	2	3	1
	9	180	36	32	33	33	1	1	2	1	0	0	0	0
	10	192	37	32	31	30	3	3	3	4	1	0	0	0
	11	336	41	41	43	36	8	5	5	4	3	3	3	1
	12	140	22	13	14	14	3	4	4	6	0	1	1	0
	13	60	6	6	8	3	0	0	0	1	0	0	0	0
	14	244	31	30	29	27	8	6	6	6	3	3	2	3
	15	312	53	45	44	45	5	5	5	7	1	2	2	0

STATE SUPREME COURT JUSTICE
7TH JUDICIAL DISTRICT
(VOTE FOR 4)
PART 1 OF 2
DETAIL

LEGISLATIVE DISTRICT OR TOWN	ELECTION DISTRICT	TOTAL VOTES	MATTHEW D. NAFUS	DEBORAH A. INDIVINO	ELLA VAN LOON	JOANNE LEEAGANT	JAMES J. PIAMPIANO	JUDY SINCLAIR	CRAIG DORAN	BILL TAYLOR	JAMES J. PIAMPIANO	JUDY SINCLAIR	CRAIG DORAN	BILL TAYLOR
			DEM	DEM	DEM	DEM	REP	REP	REP	REP	CON	CON	CON	CON
Leg. Dist. 22														
	16	100	17	18	20	15	1	2	1	0	1	0	0	1
	17	64	8	12	11	8	1	2	1	1	0	0	0	0
	18	176	27	24	21	21	4	1	1	2	1	1	0	0
	19	152	20	20	14	15	3	2	2	3	2	2	3	2
	20	268	43	45	40	39	4	3	4	2	3	0	0	0
	21	164	17	22	16	18	4	3	1	3	0	0	0	0
	22	184	27	24	17	15	8	7	7	4	3	2	0	0
	23	160	21	23	21	22	2	2	3	1	1	0	1	2
	24	68	9	9	7	7	2	3	1	1	0	0	1	2
	25	712	96	89	78	80	44	28	44	35	6	4	8	6
	26	316	61	47	45	36	18	13	17	21	0	0	3	1
	27	244	44	42	37	40	4	4	2	2	3	0	3	2
		<u>5,652</u>	<u>844</u>	<u>793</u>	<u>722</u>	<u>702</u>	<u>158</u>	<u>121</u>	<u>131</u>	<u>135</u>	<u>40</u>	<u>28</u>	<u>39</u>	<u>32</u>
Leg. Dist. 22														
Leg. Dist. 23														
	1	268	45	34	30	32	16	13	17	20	0	0	0	0
	2	384	50	41	47	39	19	14	17	14	4	5	3	5
	3	484	64	51	50	49	30	25	32	29	7	9	5	6
	4	868	144	113	109	109	46	34	52	56	14	13	15	14
	5	180	24	18	22	19	6	7	8	9	2	1	1	1
	6	292	48	34	32	32	15	7	16	14	6	6	4	4
	7	524	84	70	61	61	28	21	34	26	5	3	6	7
	8	432	65	49	56	50	27	14	19	22	7	6	6	6
	9	476	82	52	50	51	25	18	33	27	8	7	8	9
	10	436	70	55	53	51	26	16	30	25	5	4	4	5
	11	428	53	50	52	51	28	22	30	30	3	2	3	2
	12	832	134	101	86	91	62	40	68	64	12	7	14	12

STATE SUPREME COURT JUSTICE
7TH JUDICIAL DISTRICT
(VOTE FOR 4)
PART 1 OF 2
DETAIL

LEGISLATIVE DISTRICT OR TOWN	ELECTION DISTRICT	TOTAL VOTES	MATTHEW D. NAFUS	DEBORAH A. INDIVINO	ELLA VAN LOON	JOANNE LEEAGANT	JAMES J. PIAMPIANO	JUDY SINCLAIR	CRAIG DORAN	BILL TAYLOR	JAMES J. PIAMPIANO	JUDY SINCLAIR	CRAIG DORAN	BILL TAYLOR
			DEM	DEM	DEM	DEM	REP	REP	REP	REP	CON	CON	CON	CON
Leg. Dist. 23														
	13	520	81	60	55	53	40	23	36	42	2	4	3	3
	14	372	70	54	58	57	13	13	15	13	1	0	1	2
	15/29	316	47	35	36	35	15	14	18	18	7	6	8	6
	16	368	51	50	43	43	31	15	23	21	6	6	6	7
	17	780	100	98	98	89	40	36	38	39	12	11	9	14
	18	1,304	173	135	136	119	93	71	89	93	27	18	28	25
	19	692	88	82	71	72	58	43	51	50	5	8	9	10
	20	820	138	99	96	93	50	24	39	38	9	10	9	10
	21	768	104	82	81	75	50	45	56	56	15	7	11	13
	22	664	99	73	77	65	45	28	44	46	10	7	10	10
	23	348	55	48	48	49	19	15	16	16	1	3	3	1
	24	576	70	73	67	64	47	44	42	48	6	4	9	9
	25	988	142	111	104	96	78	46	79	70	12	9	16	14
	26	1,204	162	132	128	119	87	75	92	94	12	12	9	8
	27	504	63	56	51	43	39	30	42	36	9	6	8	8
	28	392	73	59	52	53	12	10	9	9	6	7	7	7
Leg. Dist. 23		16,220	2,379	1,915	1,849	1,760	1,045	763	1,045	1,025	213	181	215	218
Leg. Dist. 24														
	1/24	1,028	156	123	122	115	42	25	50	42	8	5	7	9
	2/23	760	128	116	107	107	31	24	40	31	8	8	7	5
	3/22	580	91	72	76	70	27	24	31	29	9	9	9	10
	4	660	97	96	101	95	32	27	24	27	3	3	6	5
	5	672	105	77	73	74	46	31	42	43	6	9	12	8
	6	388	48	47	49	43	25	16	23	31	2	3	3	2
	7	360	47	41	39	37	35	23	29	27	3	3	3	5
	8	440	64	59	52	52	29	22	27	30	5	1	4	4

STATE SUPREME COURT JUSTICE
7TH JUDICIAL DISTRICT
(VOTE FOR 4)
PART 1 OF 2
DETAIL

LEGISLATIVE DISTRICT OR TOWN	ELECTION DISTRICT	TOTAL VOTES	MATTHEW D. NAFUS	DEBORAH A. INDIVINO	ELLA VAN LOON	JOANNE LEEAGANT	JAMES J. PIAMPIANO	JUDY SINCLAIR	CRAIG DORAN	BILL TAYLOR	JAMES J. PIAMPIANO	JUDY SINCLAIR	CRAIG DORAN	BILL TAYLOR
			DEM	DEM	DEM	DEM	REP	REP	REP	REP	CON	CON	CON	CON
Leg. Dist. 24														
	9	424	56	43	40	40	32	27	36	36	7	7	7	6
	10	740	122	105	98	104	31	22	31	26	6	5	5	3
	11/12	212	30	29	29	29	14	13	10	12	2	2	1	1
	13	612	104	95	103	97	24	20	21	22	3	3	2	2
	14/20/21	864	133	112	112	107	38	31	38	36	11	5	4	8
	15	684	93	73	79	77	36	40	37	35	10	8	11	9
	16	512	80	72	74	73	25	24	29	25	3	2	3	3
	17	324	27	27	29	28	42	35	36	41	3	6	2	2
	18	440	69	62	69	65	24	16	18	22	4	6	5	6
	19	40	8	6	6	5	2	2	1	2	0	0	0	0
Leg. Dist. 24		9,740	1,458	1,255	1,258	1,218	535	422	523	517	93	85	91	88
Leg. Dist. 25														
	1	656	107	82	77	80	33	30	35	34	7	7	5	6
	2	420	50	54	56	53	10	10	4	6	4	3	1	2
	3	580	72	71	66	69	7	7	9	11	11	8	6	7
	4/24	396	53	58	48	51	24	28	22	26	1	2	1	1
	5	284	46	43	47	42	4	4	4	5	3	2	2	2
	6	276	38	37	38	36	11	8	10	9	2	2	1	1
	7	416	59	61	58	52	7	3	3	4	3	2	2	3
	8	488	79	76	75	71	7	3	2	5	1	1	1	2
	9	160	25	23	25	25	0	0	0	0	0	1	0	0
	10	552	86	76	74	76	18	9	17	19	6	2	4	3
	11	188	35	32	29	29	3	1	5	4	0	0	0	0
	12	440	65	70	64	66	8	6	11	10	5	2	5	2
	13	320	43	45	53	49	2	3	1	1	0	2	1	0
	14	236	37	40	38	38	8	8	8	5	3	2	1	1

STATE SUPREME COURT JUSTICE
7TH JUDICIAL DISTRICT
(VOTE FOR 4)
PART 1 OF 2
DETAIL

LEGISLATIVE DISTRICT OR TOWN	ELECTION DISTRICT	TOTAL VOTES	MATTHEW D. NAFUS	DEBORAH A. INDIVINO	ELLA VAN LOON	JOANNE LEEAGANT	JAMES J. PIAMPIANO	JUDY SINCLAIR	CRAIG DORAN	BILL TAYLOR	JAMES J. PIAMPIANO	JUDY SINCLAIR	CRAIG DORAN	BILL TAYLOR
			DEM	DEM	DEM	DEM	REP	REP	REP	REP	CON	CON	CON	CON
Leg. Dist. 25														
	15	272	43	35	32	34	6	4	4	3	1	3	1	2
	16	264	37	31	28	29	14	8	9	9	2	1	4	4
	17	248	31	29	27	27	2	3	2	3	2	2	1	2
	18	448	70	62	60	53	13	8	10	11	1	1	0	2
	19	44	9	5	5	5	2	1	1	2	1	1	1	1
	20	120	14	9	7	8	9	7	7	9	6	5	4	3
	21	212	25	27	20	19	4	6	4	3	6	2	2	2
	22	376	59	55	50	54	16	7	21	18	0	1	1	1
	23	28	5	6	6	6	1	1	1	2	0	0	0	0
	25	724	93	86	78	75	29	25	25	23	8	10	6	9
	26/27/28	268	32	33	34	33	11	10	7	8	1	1	2	1
	29/30	396	60	56	58	56	16	12	20	12	3	1	1	1
Leg. Dist. 25		8,812	1,273	1,202	1,153	1,136	265	212	242	242	77	64	53	58
Leg. Dist. 26														
	1	1,096	96	76	74	72	97	88	97	106	39	35	37	41
	2	360	42	38	37	35	22	13	15	20	8	8	13	12
	3	260	30	24	21	22	18	18	18	20	5	4	5	5
	4	624	48	40	34	31	61	57	59	63	21	20	22	23
	5	388	44	34	30	30	42	33	33	32	9	6	10	6
	6	348	39	35	35	35	25	17	20	17	6	8	8	7
	7	416	38	39	34	31	34	33	31	32	7	8	11	8
	8	436	56	50	44	46	27	24	23	24	8	7	9	7
	9	588	64	58	51	44	45	45	46	51	12	13	14	15
	10	448	55	47	42	41	30	26	24	25	9	7	8	8
	11	520	54	42	47	41	46	48	44	46	7	6	5	4
	12	572	40	40	32	28	70	60	61	64	17	16	16	16

STATE SUPREME COURT JUSTICE
7TH JUDICIAL DISTRICT
(VOTE FOR 4)
PART 1 OF 2
DETAIL

LEGISLATIVE DISTRICT OR TOWN	ELECTION DISTRICT	TOTAL VOTES	MATTHEW D. NAFUS	DEBORAH A. INDIVINO	ELLA VAN LOON	JOANNE LEEAGANT	JAMES J. PIAMPIANO	JUDY SINCLAIR	CRAIG DORAN	BILL TAYLOR	JAMES J. PIAMPIANO	JUDY SINCLAIR	CRAIG DORAN	BILL TAYLOR
			DEM	DEM	DEM	DEM	REP	REP	REP	REP	CON	CON	CON	CON
Leg. Dist. 26														
	13	716	61	54	57	49	75	63	68	76	18	16	17	18
	14	716	77	57	57	60	68	73	71	68	18	18	15	18
	15	380	39	40	36	35	27	25	25	25	8	5	7	7
	16	580	50	45	39	39	60	49	51	58	14	13	15	16
	17	528	48	43	31	35	53	41	37	43	8	10	7	9
		8,976	881	762	701	674	800	713	723	770	214	200	219	220
Leg. Dist. 26														
Leg. Dist. 27														
	1	548	81	83	80	80	25	12	15	15	13	10	14	15
	2	596	88	86	79	77	15	12	12	15	7	8	8	7
	3	512	80	69	65	68	16	15	17	17	4	4	3	3
	4	632	99	92	84	76	25	20	24	22	10	5	8	9
	5	548	83	75	76	72	13	11	12	12	6	5	5	7
	6	436	69	67	57	61	12	9	15	13	2	5	4	5
	7	448	55	54	57	48	24	16	20	21	3	1	3	2
	8	736	102	91	88	95	16	20	15	13	7	8	8	10
	9	680	110	111	110	100	16	12	10	10	3	3	1	4
	10	596	80	69	73	68	39	32	28	34	9	8	8	4
	11	584	88	80	77	76	19	25	19	20	3	3	5	4
	12	400	61	59	54	53	15	13	13	18	4	3	2	3
	13	496	81	76	74	74	9	6	12	8	5	6	5	6
	14	372	58	49	49	50	13	8	14	10	4	3	2	2
	15	436	59	50	52	49	13	11	11	11	4	4	3	3
	16	504	77	71	68	65	19	16	11	12	4	1	3	2
	17	476	72	65	63	58	20	15	18	21	5	3	4	5
	18	412	44	50	40	41	33	29	34	34	4	6	4	5
	19	548	84	87	77	78	14	8	7	10	3	5	5	2

STATE SUPREME COURT JUSTICE
7TH JUDICIAL DISTRICT
(VOTE FOR 4)
PART 1 OF 2
DETAIL

LEGISLATIVE DISTRICT OR TOWN	ELECTION DISTRICT	TOTAL VOTES	MATTHEW D. NAFUS	DEBORAH A. INDIVINO	ELLA VAN LOON	JOANNE LEEAGANT	JAMES J. PIAMPIANO	JUDY SINCLAIR	CRAIG DORAN	BILL TAYLOR	JAMES J. PIAMPIANO	JUDY SINCLAIR	CRAIG DORAN	BILL TAYLOR
			DEM	DEM	DEM	DEM	REP	REP	REP	REP	CON	CON	CON	CON
Leg. Dist. 27														
	20	232	29	31	26	26	6	3	6	4	1	3	0	2
	21	300	44	44	41	44	8	10	8	5	6	5	6	4
	22	272	31	31	24	24	20	13	17	20	4	4	6	4
	23	320	53	44	43	40	7	4	6	2	4	2	1	1
	25	200	16	18	14	11	17	14	12	15	6	3	3	4
	26	260	24	21	23	17	22	16	17	19	4	2	2	3
Leg. Dist. 27		11,544	1,668	1,573	1,494	1,451	436	350	373	381	125	110	113	116
Leg. Dist. 28														
	1	288	26	35	27	28	15	10	15	14	7	3	4	3
	2	280	29	25	34	32	12	11	9	7	11	11	9	13
	3	172	19	17	15	17	10	9	7	5	1	3	1	2
	4	204	20	20	16	17	18	18	17	18	2	1	2	1
	5	252	26	28	19	19	26	18	24	25	3	4	5	4
	6	632	77	76	66	64	45	35	43	37	9	6	9	7
	7/17	644	76	68	62	64	53	44	47	48	11	10	11	8
	8/19	372	47	45	37	40	15	11	10	12	5	1	1	1
	9	316	39	40	35	34	25	20	17	22	3	3	4	3
	10	128	15	13	12	12	9	9	6	8	2	1	1	1
	11	236	26	27	26	25	12	11	13	12	4	3	5	5
	12	180	22	21	19	20	10	8	9	8	1	4	3	3
	13	316	36	34	27	29	16	14	15	11	12	10	9	11
	14	248	27	24	23	19	13	11	10	10	7	7	6	7
	15	124	14	14	15	15	9	8	10	9	1	1	1	1
	16	272	32	35	27	24	17	12	19	17	4	4	5	5
	18	220	30	24	21	20	10	8	11	11	3	6	4	3
	20	452	49	42	34	35	37	32	35	34	8	6	6	9

STATE SUPREME COURT JUSTICE
7TH JUDICIAL DISTRICT
(VOTE FOR 4)
PART 1 OF 2
DETAIL

LEGISLATIVE DISTRICT OR TOWN	ELECTION DISTRICT	TOTAL VOTES	MATTHEW D. NAFUS	DEBORAH A. INDIVINO	ELLA VAN LOON	JOANNE LEE GANT	JAMES J. PIAMPIANO	JUDY SINCLAIR	CRAIG DORAN	BILL TAYLOR	JAMES J. PIAMPIANO	JUDY SINCLAIR	CRAIG DORAN	BILL TAYLOR
			DEM	DEM	DEM	DEM	REP	REP	REP	REP	CON	CON	CON	CON
Leg. Dist. 28	21	320	46	39	40	38	20	13	22	19	4	3	3	4
	22	164	18	19	14	13	8	7	9	9	2	0	0	1
Leg. Dist. 28		5,820	674	646	569	565	380	309	348	336	100	87	89	92
Leg. Dist. 29	1/2	140	21	16	16	16	6	4	4	6	1	1	1	1
	3/8	116	12	12	10	9	6	6	7	6	5	2	2	1
	4	292	36	36	36	32	13	16	11	13	11	11	10	9
	5	340	44	39	41	34	21	17	18	19	8	6	7	5
	6	240	36	33	31	33	11	13	11	13	2	1	1	2
	7	336	39	38	33	32	22	19	27	22	7	6	4	4
	9	596	68	67	61	56	40	34	32	34	6	7	8	4
	10	432	58	45	49	46	18	22	21	18	8	10	8	9
	11	312	40	31	33	27	23	18	19	23	6	7	6	8
	12	320	41	38	35	36	9	8	7	6	5	7	7	8
	13	212	28	29	25	23	8	6	7	7	0	0	1	1
	14	124	18	15	14	14	3	5	4	3	2	2	2	3
	15	264	36	38	33	35	8	13	11	11	2	2	1	1
	16	116	12	11	12	10	9	9	5	5	0	0	0	3
	17	256	33	23	26	26	19	11	18	15	5	3	4	5
	18/27	540	66	54	58	52	41	37	42	42	11	8	12	11
	19	164	15	19	19	19	5	5	5	6	6	4	3	4
	20	392	58	59	59	53	10	6	7	8	4	8	3	3
	21	412	50	46	53	45	28	27	26	28	7	8	6	8
	22	340	40	38	32	34	14	14	8	9	1	0	0	2
	23	488	82	74	66	62	8	7	3	8	2	2	1	1
	24	460	56	55	52	52	33	19	20	21	7	7	8	11

STATE SUPREME COURT JUSTICE
7TH JUDICIAL DISTRICT
(VOTE FOR 4)
PART 1 OF 2
DETAIL

LEGISLATIVE DISTRICT OR TOWN	ELECTION DISTRICT	TOTAL VOTES	MATTHEW D. NAFUS	DEBORAH A. INDIVINO	ELLA VAN LOON	JOANNE LEEAGANT	JAMES J. PIAMPIANO	JUDY SINCLAIR	CRAIG DORAN	BILL TAYLOR	JAMES J. PIAMPIANO	JUDY SINCLAIR	CRAIG DORAN	BILL TAYLOR
			DEM	DEM	DEM	DEM	REP	REP	REP	REP	CON	CON	CON	CON
Leg. Dist. 29														
	25/28	684	83	78	75	78	36	37	32	33	11	4	6	5
	26	136	15	15	14	14	6	7	8	6	4	2	0	1
Leg. Dist. 29		7,712	987	909	883	838	397	360	353	362	121	108	101	110
CITY		86,952	11,803	10,526	10,055	9,683	4,777	3,845	4,434	4,475	1,175	1,033	1,096	1,124
Brighton														
	1	1,016	159	119	124	123	63	47	64	53	14	13	15	18
	2	612	81	70	61	59	57	48	49	56	16	13	19	13
	3	760	78	62	59	60	75	66	68	74	13	13	20	19
	4	776	134	98	111	98	42	32	43	44	4	3	4	5
	5	920	169	129	124	117	39	37	43	50	9	6	12	8
	6	1,112	136	116	101	109	106	91	109	100	18	17	17	17
	7	612	84	75	74	71	46	28	44	40	6	4	7	6
	8	844	89	62	60	51	97	80	104	102	9	7	9	9
	9	840	124	101	98	110	45	43	51	56	10	11	12	12
	10	940	160	116	109	109	59	42	65	61	14	16	16	19
	11	904	133	117	105	101	62	38	64	67	12	11	13	13
	12	1,116	181	129	127	119	78	59	82	83	10	11	13	17
	13	604	96	60	58	56	51	34	51	58	10	9	8	8
	14	348	54	48	46	38	22	18	20	23	1	2	2	2
	15	604	78	69	61	61	41	29	46	44	14	12	18	15
	16	596	52	34	26	26	82	67	92	92	9	9	10	10
	17	448	66	59	57	49	32	23	28	29	5	3	4	4
	18	632	87	88	82	67	43	27	37	42	12	10	12	11
	19	636	100	74	75	75	40	36	41	38	12	15	14	13
	20	344	37	30	31	28	22	18	23	21	13	10	13	12

STATE SUPREME COURT JUSTICE
7TH JUDICIAL DISTRICT
(VOTE FOR 4)
PART 1 OF 2
DETAIL

LEGISLATIVE DISTRICT OR TOWN	ELECTION DISTRICT	TOTAL VOTES	MATTHEW D. NAFUS	DEBORAH A. INDIVINO	ELLA VAN LOON	JOANNE LEEGANT	JAMES J. PIAMPIANO	JUDY SINCLAIR	CRAIG DORAN	BILL TAYLOR	JAMES J. PIAMPIANO	JUDY SINCLAIR	CRAIG DORAN	BILL TAYLOR
			DEM	DEM	DEM	DEM	REP	REP	REP	REP	CON	CON	CON	CON
Brighton	21	700	93	82	82	80	50	42	53	45	7	8	8	9
	22	752	105	74	65	68	69	51	72	71	16	12	12	13
	23	636	95	77	73	65	55	40	53	49	7	8	7	9
	24	1,004	91	77	80	73	115	83	99	114	16	13	16	16
	25	768	125	106	103	95	47	33	48	51	9	8	6	9
	26	616	67	59	62	59	53	56	47	60	14	15	14	14
	27	576	91	78	74	70	36	30	35	37	9	7	7	8
	28	956	136	109	105	100	75	57	81	73	18	9	11	15
	29	568	56	43	40	42	56	50	52	61	11	10	11	10
	30	1,616	226	195	183	179	110	92	128	141	23	18	19	15
	31	760	119	90	85	83	52	39	52	54	8	5	7	8
	32	844	131	100	98	86	59	39	63	60	12	15	14	15
	33	840	134	98	94	94	74	55	71	74	9	17	14	12
	34	816	116	101	92	89	54	48	69	66	17	19	21	18
	35	624	100	77	72	75	41	30	43	44	8	10	10	8
	36	380	41	41	40	42	37	33	34	34	9	10	9	10
	37	552	87	66	59	58	40	29	40	43	7	2	4	5
	38	816	122	99	97	95	59	46	60	64	7	8	7	9
	39	732	94	75	75	66	58	47	50	61	12	9	11	12
	40	1,216	201	158	151	150	82	54	84	84	5	7	8	6
	41	708	85	80	74	63	63	48	57	64	11	9	7	6
	42	280	44	34	32	29	13	11	12	19	7	8	6	5
	43	648	92	66	69	60	61	41	56	49	14	13	15	14
	44	188	19	17	21	17	18	19	15	20	3	3	3	5
	45	412	55	34	33	32	30	31	35	39	13	14	15	15

STATE SUPREME COURT JUSTICE
7TH JUDICIAL DISTRICT
(VOTE FOR 4)
PART 1 OF 2
DETAIL

LEGISLATIVE DISTRICT OR TOWN	ELECTION DISTRICT	TOTAL VOTES	MATTHEW D. NAFUS	DEBORAH A. INDIVINO	ELLA VAN LOON	JOANNE LEEGANT	JAMES J. PIAMPIANO	JUDY SINCLAIR	CRAIG DORAN	BILL TAYLOR	JAMES J. PIAMPIANO	JUDY SINCLAIR	CRAIG DORAN	BILL TAYLOR
			DEM	DEM	DEM	DEM	REP	REP	REP	REP	CON	CON	CON	CON
Brighton	46	396	58	47	45	45	31	19	25	34	6	4	6	5
Brighton		33,068	4,681	3,739	3,593	3,442	2,540	1,986	2,558	2,644	489	456	506	502
Chili	1	580	55	32	31	27	77	57	71	71	16	19	18	22
	2	976	84	43	44	41	116	102	113	120	33	31	35	34
	3	864	81	66	51	49	90	79	91	89	30	26	26	30
	4	456	42	24	20	22	56	43	51	54	21	22	19	17
	5	632	46	38	45	33	70	64	58	75	17	15	23	18
	6	664	50	45	35	34	86	65	78	74	22	20	23	28
	7	328	30	31	26	25	33	28	33	35	5	5	6	6
	8	716	42	48	29	29	87	79	97	101	30	22	27	25
	9	684	59	43	32	32	80	63	71	74	26	21	25	29
	10	440	24	21	18	14	48	43	45	48	29	27	31	28
	11	704	52	46	38	38	96	81	87	88	20	18	20	20
	12	576	43	44	30	27	78	61	62	68	15	13	16	14
	13	988	64	58	43	33	134	114	133	130	26	25	26	29
	14	716	47	26	25	25	93	86	94	96	36	31	32	34
	15	640	55	33	29	24	88	76	89	89	19	17	22	22
	16	1,304	110	71	63	62	175	140	160	171	40	42	43	44
	17	1,748	116	92	70	68	234	212	231	249	50	49	56	55
	18	568	40	32	27	26	66	63	63	70	15	12	14	14
	19	696	60	49	41	41	92	76	82	94	15	12	14	14
	20	844	73	63	57	47	94	80	87	96	24	24	27	29
	21	556	46	33	28	25	78	66	70	79	11	12	13	10
	22	416	43	33	34	32	43	41	38	45	15	12	12	11
	23	488	34	24	17	21	61	57	58	60	19	18	21	19

STATE SUPREME COURT JUSTICE
7TH JUDICIAL DISTRICT
(VOTE FOR 4)
PART 1 OF 2
DETAIL

LEGISLATIVE DISTRICT OR TOWN	ELECTION DISTRICT	TOTAL VOTES	MATTHEW D. NAFUS	DEBORAH A. INDIVINO	ELLA VAN LOON	JOANNE LEE GANT	JAMES J. PIAMPIANO	JUDY SINCLAIR	CRAIG DORAN	BILL TAYLOR	JAMES J. PIAMPIANO	JUDY SINCLAIR	CRAIG DORAN	BILL TAYLOR
			DEM	DEM	DEM	DEM	REP	REP	REP	REP	CON	CON	CON	CON
Chili														
	24	1,112	111	89	72	72	119	101	120	119	36	36	39	38
	25	424	46	44	41	39	38	31	31	34	13	14	15	15
	26	800	57	39	42	33	99	85	87	92	32	33	33	34
	27	556	44	30	19	20	65	52	65	65	28	29	31	31
	28	552	55	44	49	37	56	43	51	59	15	16	17	19
	29	556	44	46	33	31	64	56	58	66	21	19	19	18
	30	264	15	10	10	11	32	27	27	28	11	10	11	12
	31	612	66	50	43	37	69	49	61	72	12	12	11	11
	32	564	37	26	27	24	72	59	64	68	21	20	21	24
Chili		22,024	1,771	1,373	1,169	1,079	2,689	2,279	2,526	2,679	723	682	746	754
Clarkson														
	1	784	56	40	35	34	99	81	105	109	32	29	28	30
	2	116	4	3	2	5	19	18	17	17	2	4	5	3
	3	748	67	52	50	43	82	78	79	84	30	25	29	29
	4	900	49	31	35	35	118	109	116	116	39	38	37	38
	5	1,048	64	55	41	43	120	106	113	122	49	49	53	52
	6	560	33	31	30	28	67	58	60	63	20	22	22	22
Clarkson		4,156	273	212	193	188	505	450	490	511	172	167	174	174
East Rochester														
	1	660	69	54	49	50	61	53	58	58	20	17	15	18
	2	664	58	41	36	36	64	56	68	72	11	9	11	10
	3	740	61	44	42	36	86	70	67	80	15	12	11	13
	4	572	53	44	37	41	58	46	56	55	9	7	8	6
	5	464	40	31	24	24	52	44	51	52	6	4	10	7
	6	836	91	67	65	70	88	67	76	74	14	12	16	17

STATE SUPREME COURT JUSTICE
7TH JUDICIAL DISTRICT
(VOTE FOR 4)
PART 1 OF 2
DETAIL

LEGISLATIVE DISTRICT OR TOWN	ELECTION DISTRICT	TOTAL VOTES	MATTHEW D. NAFUS	DEBORAH A. INDIVINO	ELLA VAN LOON	JOANNE LEEAGANT	JAMES J. PIAMPIANO	JUDY SINCLAIR	CRAIG DORAN	BILL TAYLOR	JAMES J. PIAMPIANO	JUDY SINCLAIR	CRAIG DORAN	BILL TAYLOR
			DEM	DEM	DEM	DEM	REP	REP	REP	REP	CON	CON	CON	CON
East Rochester	7	652	59	50	52	47	69	55	67	61	13	11	11	13
East Rochester Gates		4,588	431	331	305	304	478	391	443	452	88	72	82	84
	1	448	41	36	31	29	47	42	45	48	15	16	18	18
	2	616	43	44	40	39	82	63	64	69	10	14	13	15
	3	484	37	39	33	32	49	38	39	45	12	11	11	15
	4	656	50	40	32	30	80	63	71	70	23	22	24	26
	5	1,040	81	59	44	46	146	120	130	138	23	23	26	25
	6	720	55	47	44	42	84	75	76	73	20	20	15	16
	7	1,220	89	80	59	57	165	133	144	143	30	26	27	30
	8	608	53	29	24	20	86	78	83	92	15	10	10	12
	9	820	59	61	50	44	103	95	89	101	13	12	12	13
	10	452	34	35	33	30	52	46	44	48	14	14	12	14
	11	512	45	34	30	31	57	48	53	55	15	14	12	16
	12	432	34	29	25	24	52	40	46	48	8	8	9	8
	13	540	37	34	31	25	63	62	55	59	12	13	14	15
	14	592	44	38	32	37	72	72	68	70	12	9	10	7
	15	960	78	73	57	49	124	106	104	118	24	21	19	22
	16	552	51	52	41	41	57	49	50	54	12	13	17	16
	17	604	52	43	40	38	66	59	59	66	18	18	17	20
	18	684	47	36	25	28	103	77	83	90	23	21	25	22
	19	648	36	35	29	21	84	70	80	85	22	24	24	24
	20	556	47	35	31	30	72	52	63	64	14	23	15	21
	21	624	41	40	29	25	90	75	77	82	12	13	13	11
	22	604	50	40	35	32	69	62	72	73	26	22	21	20
	23	704	56	43	40	35	83	69	78	87	22	24	26	24

STATE SUPREME COURT JUSTICE
7TH JUDICIAL DISTRICT
(VOTE FOR 4)
PART 1 OF 2
DETAIL

LEGISLATIVE DISTRICT OR TOWN	ELECTION DISTRICT	TOTAL VOTES	MATTHEW D. NAFUS	DEBORAH A. INDIVINO	ELLA VAN LOON	JOANNE LEEAGANT	JAMES J. PIAMPIANO	JUDY SINCLAIR	CRAIG DORAN	BILL TAYLOR	JAMES J. PIAMPIANO	JUDY SINCLAIR	CRAIG DORAN	BILL TAYLOR
			DEM	DEM	DEM	DEM	REP	REP	REP	REP	CON	CON	CON	CON
Gates														
	24	812	76	56	50	51	99	92	102	103	15	16	11	20
	25	484	42	38	33	33	57	52	50	55	9	13	13	13
	26	792	47	44	30	30	112	100	110	112	24	18	24	21
	27	804	74	63	60	56	90	73	78	80	23	22	20	17
	28	528	37	32	31	28	77	66	68	72	5	6	7	7
	29	600	48	44	41	34	60	55	51	53	20	19	19	22
	30	424	34	30	23	24	52	41	41	45	13	11	14	14
	31	588	55	34	26	25	78	66	71	76	10	14	15	13
	32	744	55	40	38	35	97	77	83	83	26	22	24	25
	33	348	40	34	35	31	36	33	32	38	5	7	4	5
	34	532	32	27	30	25	66	58	56	58	19	19	17	20
	35	472	24	27	15	18	66	56	53	61	13	15	15	11
		<u>22,204</u>	<u>1,724</u>	<u>1,471</u>	<u>1,247</u>	<u>1,175</u>	<u>2,776</u>	<u>2,363</u>	<u>2,468</u>	<u>2,614</u>	<u>577</u>	<u>573</u>	<u>573</u>	<u>598</u>
Gates Greece														
	1	592	42	45	35	33	67	53	55	62	24	23	22	24
	2	652	45	44	34	35	82	73	81	85	16	17	19	20
	3	508	43	31	30	28	67	61	62	73	16	17	15	15
	4	440	22	23	20	21	58	54	61	57	19	21	18	19
	5	424	37	28	24	25	41	38	42	38	14	13	14	16
	6	364	31	26	20	19	32	31	28	39	14	14	12	12
	7	516	41	40	32	30	55	44	48	51	16	17	15	16
	8	436	32	22	26	25	47	48	39	45	9	12	14	14
	9	452	34	30	23	24	55	48	53	53	10	11	9	8
	10	416	28	35	28	32	50	43	38	41	7	8	12	10
	11	188	15	14	13	14	17	18	20	20	3	3	3	5
	12	304	29	26	25	24	27	20	23	25	14	13	11	13

STATE SUPREME COURT JUSTICE
7TH JUDICIAL DISTRICT
(VOTE FOR 4)
PART 1 OF 2
DETAIL

LEGISLATIVE DISTRICT OR TOWN	ELECTION DISTRICT	TOTAL VOTES	MATTHEW D. NAFUS	DEBORAH A. INDIVINO	ELLA VAN LOON	JOANNE LEE GANT	JAMES J. PIAMPIANO	JUDY SINCLAIR	CRAIG DORAN	BILL TAYLOR	JAMES J. PIAMPIANO	JUDY SINCLAIR	CRAIG DORAN	BILL TAYLOR
			DEM	DEM	DEM	DEM	REP	REP	REP	REP	CON	CON	CON	CON
Greece														
	13	508	41	39	36	34	57	52	43	57	12	14	14	10
	14	356	33	25	26	27	36	33	31	33	9	11	10	10
	15	532	36	27	20	18	78	54	61	69	17	18	19	20
	16	436	23	17	14	13	57	47	56	55	15	13	13	17
	17	776	55	46	41	36	95	85	97	104	20	18	18	21
	18	636	46	39	28	30	81	72	72	80	25	27	30	26
	19	484	37	34	27	27	53	43	48	50	14	16	11	16
	20	416	30	26	24	21	42	35	43	40	15	14	13	15
	21	564	43	36	36	33	49	47	42	47	20	22	26	30
	22	436	33	24	24	22	57	57	58	54	7	8	8	7
	23	932	67	71	58	63	103	96	99	106	32	25	29	31
	24	736	58	37	32	27	114	90	107	110	20	18	21	22
	25	460	41	30	23	27	51	43	48	52	11	9	10	8
	26	424	29	28	21	26	52	46	45	48	13	17	17	17
	27	712	46	30	25	25	86	86	78	94	27	24	23	24
	28	644	38	26	18	22	81	77	78	81	26	18	21	18
	29	568	45	39	32	28	68	57	67	73	27	27	23	20
	30	328	30	20	20	16	37	35	33	33	8	12	9	10
	31	480	49	34	34	34	57	51	53	57	16	13	15	16
	32	524	47	39	38	40	60	48	51	51	13	12	12	19
	33	592	32	29	21	18	84	65	76	82	20	23	28	28
	34	652	46	38	35	33	78	73	74	84	23	25	24	23
	35	616	37	35	32	24	69	59	61	70	28	27	27	34
	36	752	57	44	37	34	103	87	89	98	25	26	23	27
	37	472	28	27	25	17	64	54	56	60	16	17	17	17
	38	868	68	49	42	39	109	98	105	111	27	25	27	25

STATE SUPREME COURT JUSTICE
7TH JUDICIAL DISTRICT
(VOTE FOR 4)
PART 1 OF 2
DETAIL

LEGISLATIVE DISTRICT OR TOWN	ELECTION DISTRICT	TOTAL VOTES	MATTHEW D. NAFUS	DEBORAH A. INDIVINO	ELLA VAN LOON	JOANNE LEEAGANT	JAMES J. PIAMPIANO	JUDY SINCLAIR	CRAIG DORAN	BILL TAYLOR	JAMES J. PIAMPIANO	JUDY SINCLAIR	CRAIG DORAN	BILL TAYLOR
			DEM	DEM	DEM	DEM	REP	REP	REP	REP	CON	CON	CON	CON
Greece	39	412	37	32	27	28	46	40	42	43	15	14	12	14
	40	432	30	22	23	22	50	38	42	45	13	10	10	13
	41	688	60	53	45	49	68	60	66	65	30	20	25	25
	42	492	49	45	45	39	39	39	37	43	13	13	14	11
	43	480	24	26	16	15	60	48	53	57	24	22	26	26
	44	816	54	48	40	44	105	95	92	99	23	27	27	25
	45	792	54	45	35	37	108	104	105	108	19	18	20	22
	46	296	22	24	19	18	29	25	28	31	14	10	11	9
	47	588	45	40	37	31	66	58	62	68	24	18	28	25
	48	436	18	17	14	13	62	55	58	60	13	13	10	11
	49	444	25	25	19	21	58	50	51	57	15	15	15	12
	50	620	49	35	27	26	70	63	68	73	21	26	20	21
	51	404	29	21	19	16	54	40	49	46	11	11	10	11
	52	768	51	46	32	31	102	83	91	96	29	27	31	28
	53	488	56	51	42	41	46	45	51	47	12	10	12	13
	54	688	53	31	29	24	80	76	81	87	27	24	29	27
	55	464	37	32	28	29	56	50	52	55	21	19	21	21
	56	760	59	46	41	46	96	91	100	105	23	25	26	21
	57	516	40	32	29	26	69	54	59	67	18	14	14	18
	58	804	62	53	42	40	94	82	92	95	26	29	31	25
	59	268	32	23	19	19	25	22	23	23	9	9	10	9
	60	432	32	26	22	25	52	47	46	47	14	14	15	15
	61	496	30	27	25	22	61	53	52	58	16	15	14	14
	62	700	52	40	36	35	78	78	79	81	28	23	23	20
	63	684	64	48	55	47	60	63	57	66	26	20	21	21
	64	452	32	19	24	17	64	49	59	59	11	12	13	13

STATE SUPREME COURT JUSTICE
7TH JUDICIAL DISTRICT
(VOTE FOR 4)
PART 1 OF 2
DETAIL

LEGISLATIVE DISTRICT OR TOWN	ELECTION DISTRICT	TOTAL VOTES	MATTHEW D. NAFUS	DEBORAH A. INDIVINO	ELLA VAN LOON	JOANNE LEEAGANT	JAMES J. PIAMPIANO	JUDY SINCLAIR	CRAIG DORAN	BILL TAYLOR	JAMES J. PIAMPIANO	JUDY SINCLAIR	CRAIG DORAN	BILL TAYLOR
			DEM	DEM	DEM	DEM	REP	REP	REP	REP	CON	CON	CON	CON
Greece														
	65	716	47	54	44	42	95	80	80	90	11	10	10	11
	66	292	15	18	11	16	42	30	36	39	8	8	10	9
	67	596	42	29	26	26	82	71	76	75	21	18	18	19
	68	744	47	38	31	25	103	79	95	95	37	26	28	35
	69	500	45	37	35	33	56	49	58	58	14	14	15	15
	70	1,484	93	68	62	59	215	188	187	195	45	51	48	50
	71	700	50	32	33	24	88	93	97	104	21	19	20	20
	72	908	58	54	40	42	115	97	107	113	29	20	27	29
	73	384	33	23	22	21	43	33	36	42	15	17	17	19
	74	404	31	26	19	21	47	38	44	46	13	14	14	14
	75	432	27	25	18	15	58	51	56	60	12	10	12	13
	76	488	35	19	18	19	60	55	60	58	20	16	18	22
	77	760	59	42	31	29	91	84	94	98	21	18	22	19
	78	364	23	20	16	18	51	42	47	46	9	9	11	13
	79	1,104	68	51	36	31	135	118	128	138	44	39	41	44
	80	1,008	62	44	38	38	146	134	126	131	25	31	30	33
	81	456	32	31	23	23	58	57	57	60	12	4	9	7
	82	364	32	29	29	25	34	29	27	29	13	11	14	15
	83	272	25	20	19	22	24	19	24	25	11	14	13	11
	84	616	45	35	27	21	80	72	83	86	20	17	16	17
	85	696	53	38	30	30	81	70	79	89	29	30	30	26
	86	868	63	53	43	39	119	89	100	101	27	24	31	32
	87	508	28	27	20	17	71	54	60	60	19	20	19	19
	88	704	64	54	38	34	71	70	84	84	17	15	20	18
	89	496	27	29	20	19	72	62	58	61	11	13	13	15
	90	612	36	25	18	24	82	74	72	79	23	21	26	22

STATE SUPREME COURT JUSTICE
7TH JUDICIAL DISTRICT
(VOTE FOR 4)
PART 1 OF 2
DETAIL

LEGISLATIVE DISTRICT OR TOWN	ELECTION DISTRICT	TOTAL VOTES	MATTHEW D. NAFUS	DEBORAH A. INDIVINO	ELLA VAN LOON	JOANNE LEEGANT	JAMES J. PIAMPIANO	JUDY SINCLAIR	CRAIG DORAN	BILL TAYLOR	JAMES J. PIAMPIANO	JUDY SINCLAIR	CRAIG DORAN	BILL TAYLOR
			DEM	DEM	DEM	DEM	REP	REP	REP	REP	CON	CON	CON	CON
Greece														
	91	1,180	90	61	51	46	158	118	136	147	38	38	38	36
	92	860	65	61	39	43	108	88	88	100	27	21	27	27
	93	856	77	71	64	63	100	81	83	91	19	18	19	22
	94	620	49	40	38	34	81	57	71	78	22	17	20	21
	95	324	26	27	25	27	28	33	30	35	12	6	6	7
	96	780	63	45	37	33	94	81	87	90	22	23	19	17
	97	1,484	99	70	57	49	210	175	193	204	53	46	53	46
	98	900	54	37	35	38	110	101	97	100	31	30	33	32
	99	712	33	22	12	13	94	77	88	91	34	27	31	30
	100	928	62	56	44	39	119	114	114	122	26	22	23	25
	101	480	33	21	19	13	70	59	68	66	15	20	19	17
	102	784	37	37	35	30	117	97	98	104	26	25	28	29
	103	788	40	33	25	22	105	95	100	99	28	22	28	26
	104	516	43	35	28	26	64	62	60	61	18	14	20	23
	105	884	63	45	34	32	125	104	114	113	23	27	25	24
	106	460	33	19	17	17	72	62	73	72	14	14	13	11
	107	332	21	12	8	10	43	39	41	37	15	17	16	17
	108	464	30	23	19	19	53	47	47	54	12	16	16	18
	109	644	41	38	35	37	84	71	66	69	13	14	14	16
		<u>65,088</u>	<u>4,689</u>	<u>3,834</u>	<u>3,238</u>	<u>3,109</u>	<u>8,071</u>	<u>7,028</u>	<u>7,441</u>	<u>7,864</u>	<u>2,118</u>	<u>2,012</u>	<u>2,120</u>	<u>2,144</u>
Greece Hamlin														
	1	400	28	25	22	20	53	49	48	53	7	11	11	12
	2	740	46	33	29	33	105	97	98	105	21	20	24	19
	3	640	36	32	25	26	74	68	73	76	33	36	36	32
	4	464	24	20	15	17	66	63	66	65	19	15	16	19
	5	488	31	19	19	18	58	49	54	50	25	26	29	26

STATE SUPREME COURT JUSTICE
7TH JUDICIAL DISTRICT
(VOTE FOR 4)
PART 1 OF 2
DETAIL

LEGISLATIVE DISTRICT OR TOWN	ELECTION DISTRICT	TOTAL VOTES	MATTHEW D. NAFUS	DEBORAH A. INDIVINO	ELLA VAN LOON	JOANNE LEE GANT	JAMES J. PIAMPIANO	JUDY SINCLAIR	CRAIG DORAN	BILL TAYLOR	JAMES J. PIAMPIANO	JUDY SINCLAIR	CRAIG DORAN	BILL TAYLOR
			DEM	DEM	DEM	DEM	REP	REP	REP	REP	CON	CON	CON	CON
Hamlin	6	532	38	27	21	23	54	45	51	55	28	26	31	26
	7	808	53	38	35	33	112	85	105	103	24	26	24	29
	8	352	20	13	11	11	49	43	43	45	10	7	11	10
	9	392	19	8	12	11	63	58	62	61	10	10	11	11
	10	692	34	28	22	23	110	93	102	98	21	21	18	19
Hamlin		5,508	329	243	211	215	744	650	702	711	198	198	211	203
Henrietta	1	1,272	107	77	76	76	158	139	143	137	34	29	30	34
	2	904	71	58	49	48	113	90	96	104	19	22	22	25
	3	328	34	29	23	25	38	33	35	34	7	6	6	6
	4	904	109	98	93	94	83	68	78	81	15	15	15	15
	5	1,068	82	54	52	54	112	98	102	102	32	32	35	31
	6	996	74	51	54	52	109	91	89	98	29	27	26	24
	7	960	103	79	78	80	93	80	90	91	22	29	24	24
	8	1,060	95	73	71	73	110	94	95	101	24	22	27	23
	9	692	67	56	54	50	68	57	59	70	11	12	13	15
	10	936	81	60	60	63	103	92	93	90	24	21	24	24
	11	808	95	75	74	75	68	62	57	67	20	11	19	17
	12	884	67	43	42	51	113	87	94	86	27	22	28	30
	13	1,160	138	108	111	107	108	82	85	89	35	27	36	31
	14	708	54	46	47	45	86	74	75	80	11	11	13	14
	15	1,084	96	78	70	74	115	95	103	107	26	25	26	22
	16	668	65	44	43	43	73	65	65	65	16	16	15	18
	17	1,288	127	98	94	92	135	104	119	123	33	31	38	41
	18	1,176	114	100	91	88	126	94	102	110	32	27	29	31
	19	856	75	62	52	60	95	73	90	96	15	18	19	16

STATE SUPREME COURT JUSTICE
7TH JUDICIAL DISTRICT
(VOTE FOR 4)
PART 1 OF 2
DETAIL

LEGISLATIVE DISTRICT OR TOWN	ELECTION DISTRICT	TOTAL VOTES	MATTHEW D. NAFUS	DEBORAH A. INDIVINO	ELLA VAN LOON	JOANNE LEEAGANT	JAMES J. PIAMPIANO	JUDY SINCLAIR	CRAIG DORAN	BILL TAYLOR	JAMES J. PIAMPIANO	JUDY SINCLAIR	CRAIG DORAN	BILL TAYLOR
			DEM	DEM	DEM	DEM	REP	REP	REP	REP	CON	CON	CON	CON
Henrietta	20	1,324	126	105	101	88	157	130	140	151	24	23	24	23
	21	872	71	75	72	61	87	67	81	83	24	22	22	21
	22	1,496	131	96	96	95	197	153	173	171	40	43	40	40
	23	716	71	59	52	49	71	65	65	68	21	20	18	18
	24	1,048	94	72	65	60	115	95	102	105	19	21	27	29
	25	1,084	84	66	57	53	133	108	116	120	31	28	30	27
	26	1,984	148	119	117	106	224	193	201	216	58	48	54	60
	27	1,704	150	102	107	92	203	189	200	210	35	33	35	40
	28	1,180	98	69	66	64	142	124	124	140	31	26	33	32
	29	2,304	244	211	201	200	207	168	164	178	54	52	56	56
	30	1,824	164	137	132	125	184	151	161	164	45	43	42	45
	31	636	68	57	56	50	55	47	46	53	12	16	18	14
	32	1,464	162	120	113	101	171	136	152	162	24	20	17	23
	33	632	50	45	40	40	65	64	64	66	12	7	12	11
	34	476	47	41	38	40	50	46	50	44	11	9	11	11
35	1,192	100	88	91	84	142	131	128	139	29	21	32	27	
		37,688	3,462	2,751	2,638	2,558	4,109	3,445	3,637	3,801	902	835	916	918
Henrietta														
Irondequoit														
	1	852	89	67	65	57	80	65	77	85	27	24	31	28
	2	576	57	46	53	41	60	43	49	51	13	14	15	15
	3	856	96	81	80	77	64	58	57	57	22	19	20	22
	4	324	34	23	30	22	24	24	33	31	10	5	9	9
	5	608	67	58	65	60	57	39	53	49	14	17	13	17
	6	1,284	156	105	149	101	106	95	108	121	27	28	24	28
	7	1,204	117	101	111	84	136	95	116	117	34	27	37	37
	8	760	76	66	61	45	91	71	90	95	18	13	14	14

STATE SUPREME COURT JUSTICE
7TH JUDICIAL DISTRICT
(VOTE FOR 4)
PART 1 OF 2
DETAIL

LEGISLATIVE DISTRICT OR TOWN	ELECTION DISTRICT	TOTAL VOTES	MATTHEW D. NAFUS	DEBORAH A. INDIVINO	ELLA VAN LOON	JOANNE LEE GANT	JAMES J. PIAMPIANO	JUDY SINCLAIR	CRAIG DORAN	BILL TAYLOR	JAMES J. PIAMPIANO	JUDY SINCLAIR	CRAIG DORAN	BILL TAYLOR
			DEM	DEM	DEM	DEM	REP	REP	REP	REP	CON	CON	CON	CON
Irondequoit	9	760	56	51	49	44	107	80	89	89	12	12	14	12
	10	1,000	91	57	75	56	114	95	115	126	33	24	31	32
	11	408	42	36	39	31	50	36	37	37	6	4	6	8
	12	460	50	50	48	47	38	29	34	35	9	9	9	8
	13	976	129	98	104	87	83	61	71	86	26	18	23	22
	14	948	88	79	89	71	95	73	85	88	32	30	33	31
	15	1,060	103	71	91	64	126	106	124	110	22	23	25	26
	16	1,420	162	133	143	114	131	114	127	132	27	24	24	31
	17	580	54	43	61	40	55	53	60	59	15	13	11	16
	18	688	80	65	68	63	69	61	66	67	13	17	13	14
	19	688	84	71	80	65	56	44	48	49	16	19	14	14
	20	796	82	62	73	58	95	73	79	81	12	17	19	17
	21	692	79	54	62	43	55	50	57	61	22	18	23	21
	22	992	94	79	107	80	94	81	73	87	31	24	34	25
	23	736	72	65	79	67	75	62	63	64	8	9	8	9
	24	756	79	66	65	59	77	55	72	64	16	19	18	15
	25	724	66	62	69	52	76	66	62	72	11	13	16	16
	26	428	46	49	49	43	39	32	30	31	8	6	5	6
	27	612	58	47	44	43	61	56	66	67	16	12	18	13
	28	592	46	35	36	31	74	65	72	71	19	18	17	22
	29	524	46	46	51	43	55	40	45	47	13	11	12	13
	30	748	73	60	64	54	73	67	72	78	20	11	13	14
	31	1,044	107	97	101	89	110	89	97	96	19	19	23	17
	32	664	79	53	68	55	61	47	54	58	13	12	16	13
	33	540	49	42	38	29	55	44	53	54	16	14	16	15
	34	1,112	82	88	91	80	138	113	125	134	19	19	17	19

STATE SUPREME COURT JUSTICE
7TH JUDICIAL DISTRICT
(VOTE FOR 4)
PART 1 OF 2
DETAIL

LEGISLATIVE DISTRICT OR TOWN	ELECTION DISTRICT	TOTAL VOTES	MATTHEW D. NAFUS	DEBORAH A. INDIVINO	ELLA VAN LOON	JOANNE LEEAGANT	JAMES J. PIAMPIANO	JUDY SINCLAIR	CRAIG DORAN	BILL TAYLOR	JAMES J. PIAMPIANO	JUDY SINCLAIR	CRAIG DORAN	BILL TAYLOR
			DEM	DEM	DEM	DEM	REP	REP	REP	REP	CON	CON	CON	CON
Irondequoit	35	448	45	45	47	39	40	39	35	39	4	3	7	6
	36	288	25	23	29	20	32	20	25	22	7	10	7	7
	37	504	42	34	37	34	74	48	49	61	7	9	9	13
	38	380	40	28	32	25	28	25	27	28	11	13	15	11
	39	244	28	24	18	20	25	19	23	23	4	5	5	3
	40	516	43	40	47	38	49	37	45	43	13	13	9	12
	41	600	61	62	60	49	57	40	46	49	14	10	11	15
	42	852	74	53	63	56	91	80	86	88	20	19	20	15
	43	500	46	47	50	43	38	35	37	38	20	20	15	16
	44	1,640	139	134	122	109	205	143	178	179	24	20	31	30
	45	532	49	34	42	31	68	55	60	64	11	12	12	13
	46	632	48	38	44	34	79	63	70	74	16	16	14	15
	47	260	22	22	21	17	35	29	32	35	5	5	4	4
	48	776	74	58	68	51	80	71	74	81	20	18	16	15
	49	1,012	99	92	84	85	96	93	96	101	19	13	16	16
	50	364	38	38	39	32	31	24	29	34	5	7	5	7
	51	1,088	109	94	108	75	104	82	106	112	32	24	24	26
	52	572	48	60	62	49	67	50	55	54	7	4	6	8
	53	580	56	50	53	39	55	44	43	51	12	4	6	7
	54	196	21	14	17	15	15	12	16	16	5	7	7	6
	55	768	92	87	86	70	63	49	57	61	12	9	10	12
	56	640	58	63	62	56	69	53	63	62	14	15	15	14
	57	1,024	101	86	81	73	116	95	104	103	21	21	21	18
	58	804	69	62	69	48	82	64	69	70	27	22	24	27
	59	656	58	52	52	43	72	55	66	71	18	16	18	19
	60	756	75	55	65	57	70	64	79	75	16	15	18	16

STATE SUPREME COURT JUSTICE
7TH JUDICIAL DISTRICT
(VOTE FOR 4)
PART 1 OF 2
DETAIL

LEGISLATIVE DISTRICT OR TOWN	ELECTION DISTRICT	TOTAL VOTES	MATTHEW D. NAFUS	DEBORAH A. INDIVINO	ELLA VAN LOON	JOANNE LEE GANT	JAMES J. PIAMPIANO	JUDY SINCLAIR	CRAIG DORAN	BILL TAYLOR	JAMES J. PIAMPIANO	JUDY SINCLAIR	CRAIG DORAN	BILL TAYLOR
			DEM	DEM	DEM	DEM	REP	REP	REP	REP	CON	CON	CON	CON
Irondequoit	61	1,012	87	75	76	64	118	98	102	106	23	23	25	25
	62	836	91	76	82	65	78	54	69	68	25	22	29	27
	63	564	64	50	58	47	61	44	50	56	10	9	9	10
	64	164	19	18	18	18	14	12	15	15	1	0	1	0
	65	420	50	46	43	39	37	28	23	25	11	8	8	10
	66	212	27	27	28	24	14	11	12	13	5	4	4	4
	67	544	48	46	43	37	61	48	52	52	10	10	10	12
	68	612	57	60	56	56	68	61	61	59	18	12	15	14
		47,408	4,692	3,999	4,320	3,553	4,872	3,927	4,413	4,577	1,086	980	1,067	1,072
Irondequoit Mendon	1	1,028	95	66	66	60	112	96	111	108	24	25	29	28
	2	864	76	51	59	53	88	80	91	92	21	18	20	22
	3	1,136	100	56	56	51	145	116	147	154	39	34	39	38
	4	748	80	63	63	56	78	65	77	79	20	17	20	21
	5	1,056	88	73	66	65	122	108	121	126	38	35	37	37
	6	844	75	44	50	52	96	90	97	100	25	23	23	24
	7	1,060	90	50	45	40	138	111	142	145	34	29	38	36
	8	324	29	26	25	18	36	28	34	42	7	7	10	9
	9	840	62	55	46	45	110	92	114	106	22	21	23	21
		7,900	695	484	476	440	925	786	934	952	230	209	239	236
Mendon Ogden	1	628	59	36	34	32	75	63	67	74	23	22	27	21
	2	908	73	45	43	38	118	96	116	119	28	30	30	28
	3	920	76	60	52	49	111	105	117	113	29	29	29	34
	4	696	64	33	23	27	83	71	82	83	38	33	37	37

STATE SUPREME COURT JUSTICE
7TH JUDICIAL DISTRICT
(VOTE FOR 4)
PART 1 OF 2
DETAIL

LEGISLATIVE DISTRICT OR TOWN	ELECTION DISTRICT	TOTAL VOTES	MATTHEW D. NAFUS	DEBORAH A. INDIVINO	ELLA VAN LOON	JOANNE LEEAGANT	JAMES J. PIAMPIANO	JUDY SINCLAIR	CRAIG DORAN	BILL TAYLOR	JAMES J. PIAMPIANO	JUDY SINCLAIR	CRAIG DORAN	BILL TAYLOR
			DEM	DEM	DEM	DEM	REP	REP	REP	REP	CON	CON	CON	CON
Ogden	5	628	49	26	22	21	79	65	76	76	25	21	25	22
	6	760	59	51	46	46	92	80	81	83	25	24	25	26
	7	428	34	29	25	24	39	45	43	47	17	18	19	19
	8	740	50	35	27	20	110	87	96	102	19	22	25	22
	9	600	45	33	20	18	80	63	74	72	19	15	17	20
	10	788	56	49	40	36	90	78	88	90	37	29	35	34
	11	676	40	30	24	23	72	74	75	75	39	36	43	44
	12	780	47	36	31	26	103	86	96	111	33	35	38	34
	13	572	40	25	19	15	72	74	73	82	21	16	23	21
	14	560	33	19	19	14	72	64	63	68	24	24	27	29
	15	896	75	51	33	28	106	92	104	111	23	25	31	32
	16	472	29	15	17	13	62	49	65	68	24	24	24	24
	17	536	40	24	22	23	67	68	64	63	21	19	18	20
	18	732	48	41	30	26	91	87	89	92	32	34	32	31
	19	928	53	46	26	24	123	104	125	130	46	37	38	44
	20	872	47	28	26	26	101	102	100	110	44	48	50	49
		14,120	1,017	712	579	529	1,746	1,553	1,694	1,769	567	541	593	591
Ogden	1	820	41	35	30	27	106	104	107	113	39	44	39	39
Parma	2	784	57	28	22	23	110	102	113	114	25	22	25	28
	3	560	27	23	16	19	74	75	75	76	22	24	24	25
	4	684	42	28	25	24	85	68	82	85	29	29	32	32
	5	496	29	16	13	9	63	53	65	58	24	15	21	21
	6	336	15	10	4	7	52	36	42	43	13	12	16	16
	7	724	43	26	23	22	96	83	95	100	27	23	25	29
	8	1,124	60	46	37	41	151	125	138	143	39	37	42	49

STATE SUPREME COURT JUSTICE
7TH JUDICIAL DISTRICT
(VOTE FOR 4)
PART 1 OF 2
DETAIL

LEGISLATIVE DISTRICT OR TOWN	ELECTION DISTRICT	TOTAL VOTES	MATTHEW D. NAFUS	DEBORAH A. INDIVINO	ELLA VAN LOON	JOANNE LEE GANT	JAMES J. PIAMPIANO	JUDY SINCLAIR	CRAIG DORAN	BILL TAYLOR	JAMES J. PIAMPIANO	JUDY SINCLAIR	CRAIG DORAN	BILL TAYLOR
			DEM	DEM	DEM	DEM	REP	REP	REP	REP	CON	CON	CON	CON
Parma														
	9	688	46	36	31	29	83	77	84	83	30	29	30	31
	10	744	38	30	26	24	95	85	93	94	46	41	48	46
	11	796	56	41	42	52	88	89	93	82	39	37	37	36
	12	628	44	34	23	23	84	73	86	83	17	19	18	16
	13	1,044	58	42	39	41	141	116	118	136	38	41	46	43
	14	440	20	19	16	13	62	55	53	57	15	15	16	17
	15	720	37	25	27	21	81	74	77	85	36	32	35	37
		10,588	613	439	374	375	1,371	1,215	1,321	1,352	439	420	454	465
Parma Penfield														
	1	280	20	14	13	14	38	24	25	30	7	8	8	8
	2	732	74	48	37	33	95	71	95	89	17	14	14	14
	3	716	44	40	29	33	89	76	87	84	25	26	31	30
	4	924	53	37	29	29	130	109	117	126	37	37	39	36
	5	924	92	83	77	74	102	79	96	91	22	23	24	27
	6	648	54	36	31	33	90	71	81	85	17	18	17	18
	7	856	80	57	56	48	92	67	92	92	30	29	32	37
	8	552	43	42	36	34	72	52	53	57	12	16	16	19
	9	1,152	127	105	106	94	111	89	115	125	21	20	22	24
	10	544	61	41	38	36	55	45	54	54	15	14	15	16
	11	388	29	23	20	23	52	45	51	53	10	11	10	10
	12	776	82	69	66	62	80	60	76	77	18	21	18	22
	13	924	70	62	60	60	104	94	93	100	27	22	23	21
	14	976	58	54	45	39	135	118	123	135	28	27	29	33
	15	960	85	56	55	53	115	83	112	111	25	20	26	26
	16	360	41	39	25	27	32	25	29	31	8	7	8	9
	17	828	72	59	49	42	107	91	102	102	21	17	20	21

STATE SUPREME COURT JUSTICE
7TH JUDICIAL DISTRICT
(VOTE FOR 4)
PART 1 OF 2
DETAIL

LEGISLATIVE DISTRICT OR TOWN	ELECTION DISTRICT	TOTAL VOTES	MATTHEW D. NAFUS	DEBORAH A. INDIVINO	ELLA VAN LOON	JOANNE LEEAGANT	JAMES J. PIAMPIANO	JUDY SINCLAIR	CRAIG DORAN	BILL TAYLOR	JAMES J. PIAMPIANO	JUDY SINCLAIR	CRAIG DORAN	BILL TAYLOR
			DEM	DEM	DEM	DEM	REP	REP	REP	REP	CON	CON	CON	CON
Penfield	18	612	62	45	47	33	70	60	72	80	15	11	14	12
	19	1,156	127	88	92	79	137	108	134	134	21	18	17	24
	20	904	90	67	57	60	91	91	99	103	25	19	29	28
	21	864	87	70	65	67	91	62	86	85	19	19	23	24
	22	656	73	51	54	52	61	50	58	58	20	18	22	20
	23	952	103	78	71	68	113	87	115	104	23	18	25	23
	24	1,052	86	75	67	65	117	93	118	121	31	27	31	31
	25	576	40	39	33	34	73	56	64	67	18	17	18	17
	26	428	37	26	27	22	52	47	51	55	10	8	10	8
	27	892	86	65	52	44	110	74	101	106	22	22	26	24
	28	596	53	46	36	39	75	55	69	72	15	19	14	18
	29	820	66	47	45	43	101	92	95	95	27	27	27	32
	30	1,120	96	69	58	52	138	119	138	139	27	29	31	28
	31	504	59	45	41	43	47	45	53	56	10	6	12	9
	32	476	46	37	38	33	59	43	52	56	12	9	8	11
	33	804	69	54	49	46	86	71	82	95	28	21	29	26
	34	684	45	38	30	25	92	72	82	84	28	22	24	26
	35	788	74	57	48	47	97	75	85	86	16	14	11	16
	36	596	53	38	37	35	74	64	75	71	14	16	16	15
	37	1,380	106	83	61	57	188	153	176	177	36	25	33	35
	38	552	39	34	28	29	85	68	68	81	12	12	14	8
	39	400	39	29	27	22	45	33	39	43	14	13	15	15
	40	784	64	53	43	44	105	77	91	98	13	15	15	13
	41	1,120	80	63	46	47	168	132	156	152	24	21	24	24
	42	588	37	25	23	18	76	67	68	77	20	21	22	22
Penfield		31,844	2,802	2,187	1,947	1,838	3,850	3,093	3,628	3,737	840	777	862	880

STATE SUPREME COURT JUSTICE
7TH JUDICIAL DISTRICT
(VOTE FOR 4)
PART 1 OF 2
DETAIL

LEGISLATIVE DISTRICT OR TOWN	ELECTION DISTRICT	TOTAL VOTES	MATTHEW D. NAFUS	DEBORAH A. INDIVINO	ELLA VAN LOON	JOANNE LEEAGANT	JAMES J. PIAMPIANO	JUDY SINCLAIR	CRAIG DORAN	BILL TAYLOR	JAMES J. PIAMPIANO	JUDY SINCLAIR	CRAIG DORAN	BILL TAYLOR
			DEM	DEM	DEM	DEM	REP	REP	REP	REP	CON	CON	CON	CON
Perinton														
	1	1,188	124	83	71	72	139	118	151	149	31	29	31	28
	2	916	99	63	67	60	107	89	119	124	15	13	13	13
	3	808	66	44	43	36	115	96	113	105	17	16	17	22
	4	608	73	51	52	43	62	49	64	71	13	13	13	10
	5	308	27	20	23	18	32	25	31	27	8	5	6	8
	6	688	74	51	55	55	76	66	86	87	9	9	9	10
	7	840	81	71	61	58	95	78	96	100	16	18	21	18
	8	852	79	60	62	56	95	92	99	102	24	27	26	27
	9	1,180	94	76	58	64	158	122	152	148	31	30	35	35
	10	880	88	69	60	53	107	87	109	106	19	19	22	24
	11	512	52	49	45	41	58	47	52	52	8	9	9	10
	12	844	75	61	47	45	107	85	109	110	19	12	19	15
	13	816	66	48	40	39	118	103	131	126	20	14	17	20
	14	868	85	55	57	53	104	86	102	104	27	23	30	28
	15	636	58	46	42	38	74	65	71	72	20	15	16	18
	16	696	58	49	44	40	84	73	79	83	18	22	20	25
	17	928	106	83	78	71	93	80	98	103	20	18	24	25
	18	888	66	58	53	52	98	90	104	110	28	24	25	24
	19	716	57	46	41	39	90	78	84	91	20	17	23	25
	20	704	67	51	46	46	78	73	79	85	21	18	23	24
	21	1,108	86	75	62	59	140	124	129	141	28	31	32	32
	22	556	46	33	38	31	68	53	61	65	20	20	20	20
	23	1,164	98	85	73	71	137	122	138	136	29	25	28	29
	24	1,248	95	76	64	60	162	143	174	175	24	27	29	26
	25	640	74	52	47	42	59	51	57	67	15	11	15	15
	26	928	83	62	50	46	112	79	114	111	20	19	22	25

STATE SUPREME COURT JUSTICE
7TH JUDICIAL DISTRICT
(VOTE FOR 4)
PART 1 OF 2
DETAIL

LEGISLATIVE DISTRICT OR TOWN	ELECTION DISTRICT	TOTAL VOTES	MATTHEW D. NAFUS	DEBORAH A. INDIVINO	ELLA VAN LOON	JOANNE LEEAGANT	JAMES J. PIAMPIANO	JUDY SINCLAIR	CRAIG DORAN	BILL TAYLOR	JAMES J. PIAMPIANO	JUDY SINCLAIR	CRAIG DORAN	BILL TAYLOR
			DEM	DEM	DEM	DEM	REP	REP	REP	REP	CON	CON	CON	CON
Perinton	27	748	54	42	42	42	103	88	101	101	17	19	22	21
	28	728	67	46	42	41	95	76	97	103	17	23	20	17
	29	468	39	31	29	26	55	50	49	52	15	13	17	13
	30	664	73	50	36	36	85	62	85	82	17	15	20	20
	31	952	89	66	66	59	114	98	118	124	27	21	21	25
	32	624	53	46	44	36	70	68	80	75	14	11	20	18
	33	908	86	62	61	54	109	92	108	108	27	24	25	27
	34	940	65	57	47	51	115	100	104	112	21	17	23	22
	35	748	70	59	47	40	84	68	77	73	28	27	30	31
	36	336	41	28	30	27	42	35	39	39	5	5	4	7
	37	744	82	70	67	61	72	56	65	68	25	24	21	24
	38	924	99	77	73	68	104	88	99	112	15	14	19	19
	39	844	81	49	48	50	105	86	100	109	21	22	26	26
	40	612	52	35	35	34	70	66	78	78	15	11	16	15
	41	580	43	35	30	33	69	53	69	68	20	19	22	24
	42	700	72	59	53	53	69	61	68	78	15	14	18	13
	43	1,428	114	84	77	67	194	164	188	200	45	34	37	41
	44	752	63	50	49	47	95	75	89	96	17	17	16	16
	45	1,184	81	62	54	48	176	132	160	164	36	38	41	38
	46	452	48	37	33	34	47	37	47	50	14	12	16	13
	47	760	64	52	50	48	94	85	92	91	20	18	23	22
	48	616	64	48	47	49	77	69	75	73	13	13	16	17
	49	748	65	41	35	32	90	70	81	87	33	30	35	38
	50	220	26	28	29	25	18	15	11	14	6	4	5	4
	51	1,020	56	44	40	40	165	134	151	152	35	32	38	37
	52	740	67	50	44	39	97	81	88	97	16	15	15	15

STATE SUPREME COURT JUSTICE
7TH JUDICIAL DISTRICT
(VOTE FOR 4)
PART 1 OF 2
DETAIL

LEGISLATIVE DISTRICT OR TOWN	ELECTION DISTRICT	TOTAL VOTES	MATTHEW D. NAFUS	DEBORAH A. INDIVINO	ELLA VAN LOON	JOANNE LEEAGANT	JAMES J. PIAMPIANO	JUDY SINCLAIR	CRAIG DORAN	BILL TAYLOR	JAMES J. PIAMPIANO	JUDY SINCLAIR	CRAIG DORAN	BILL TAYLOR	
			DEM	DEM	DEM	DEM	REP	REP	REP	REP	CON	CON	CON	CON	
Perinton															
	53	756	83	59	62	59	86	70	77	76	17	16	19	19	
	54	1,352	107	65	60	55	180	158	192	198	37	35	39	38	
	55	880	71	51	48	44	118	109	124	133	20	19	22	22	
	56	884	64	43	39	34	110	105	116	116	27	27	27	34	
		44,832	4,016	3,043	2,796	2,620	5,476	4,625	5,430	5,579	1,155	1,073	1,218	1,232	
Perinton															
Pittsford															
	1	776	90	65	60	60	74	55	77	83	10	15	11	13	
	2	832	119	86	83	70	69	60	76	88	10	15	12	17	
	3	1,448	145	102	94	84	170	141	185	191	23	21	23	23	
	4	924	109	82	71	70	100	74	105	103	18	17	17	19	
	5	648	85	75	70	63	58	51	49	65	12	10	12	15	
	6	592	55	50	36	43	55	38	71	59	9	9	11	8	
	7	320	38	29	22	19	34	27	40	44	6	5	5	5	
	8	908	79	37	42	34	128	91	132	138	22	17	22	20	
	9	1,000	108	73	61	52	121	107	131	140	17	16	18	16	
	10	848	76	54	53	49	104	91	102	121	17	18	16	20	
	11	708	67	53	45	42	78	57	77	80	21	21	21	24	
	12	736	81	55	51	43	82	72	88	88	14	12	16	14	
	13	592	72	44	42	37	55	45	63	70	18	14	16	16	
	14	1,144	119	78	72	66	129	101	139	144	32	29	32	35	
	15	472	42	37	31	34	46	42	45	54	9	9	10	8	
	16	584	66	52	46	43	71	60	74	69	9	7	6	8	
	17	1,008	120	87	81	76	103	72	106	112	21	21	22	23	
	18	648	80	61	49	50	75	67	77	86	6	2	5	3	
	19	572	40	32	29	28	69	58	66	80	18	24	23	24	
	20	968	112	69	65	62	119	77	119	121	18	17	19	16	

STATE SUPREME COURT JUSTICE
7TH JUDICIAL DISTRICT
(VOTE FOR 4)
PART 1 OF 2
DETAIL

LEGISLATIVE DISTRICT OR TOWN	ELECTION DISTRICT	TOTAL VOTES	MATTHEW D. NAFUS	DEBORAH A. INDIVINO	ELLA VAN LOON	JOANNE LEEAGANT	JAMES J. PIAMPIANO	JUDY SINCLAIR	CRAIG DORAN	BILL TAYLOR	JAMES J. PIAMPIANO	JUDY SINCLAIR	CRAIG DORAN	BILL TAYLOR
			DEM	DEM	DEM	DEM	REP	REP	REP	REP	CON	CON	CON	CON
Pittsford	21	780	87	63	66	58	85	75	89	97	11	12	16	13
	22	1,252	137	117	106	95	128	122	140	149	34	29	35	30
	23	768	75	47	39	40	96	73	102	94	23	19	22	23
	24	1,024	119	65	57	58	131	91	126	143	17	16	20	15
	25	1,256	120	80	78	74	164	120	160	156	22	21	21	21
	26	772	76	56	48	47	92	74	90	97	21	18	21	27
	27	604	70	47	42	44	66	56	64	70	12	13	17	16
	28	628	74	52	44	38	74	56	73	79	14	9	11	10
	29	872	74	53	55	44	98	84	108	129	12	12	18	17
	30	684	71	54	53	48	77	59	81	84	13	13	15	16
	31	892	85	67	58	47	106	92	109	124	17	18	19	17
	32	860	88	65	65	59	120	86	115	119	10	8	9	10
	33	856	77	52	52	41	101	70	94	107	26	24	22	24
	34	984	96	88	78	71	119	90	117	126	11	15	16	13
Pittsford		27,960	2,952	2,127	1,944	1,789	3,197	2,534	3,290	3,510	553	526	579	579
Riga														
Riga	1	1,244	84	58	50	52	165	144	159	159	40	37	36	37
	2	1,108	73	51	44	43	159	135	146	154	36	35	42	41
	3	536	52	31	34	28	58	57	55	61	18	14	18	16
	4	848	78	40	38	33	105	90	102	111	21	21	21	22
	5	780	48	30	31	27	106	97	107	110	24	24	27	29
	6	704	39	24	23	18	89	77	86	88	44	42	45	44
Riga		5,220	374	234	220	201	682	600	655	683	183	173	189	189

STATE SUPREME COURT JUSTICE
7TH JUDICIAL DISTRICT
(VOTE FOR 4)
PART 1 OF 2
DETAIL

LEGISLATIVE DISTRICT OR TOWN	ELECTION DISTRICT	TOTAL VOTES	MATTHEW D. NAFUS	DEBORAH A. INDIVINO	ELLA VAN LOON	JOANNE LEE GANT	JAMES J. PIAMPIANO	JUDY SINCLAIR	CRAIG DORAN	BILL TAYLOR	JAMES J. PIAMPIANO	JUDY SINCLAIR	CRAIG DORAN	BILL TAYLOR
			DEM	DEM	DEM	DEM	REP	REP	REP	REP	CON	CON	CON	CON
Rush	1	1,372	88	67	72	69	173	153	172	164	33	36	32	37
	2	908	70	38	32	34	120	100	110	120	24	22	28	25
	3	1,404	128	93	90	78	136	133	150	150	40	35	35	39
	4	1,088	97	66	62	61	119	94	122	116	41	41	46	46
		4,772	383	264	256	242	548	480	554	550	138	134	141	147
Rush Sweden	1	1,008	89	66	60	57	118	98	107	106	24	19	22	21
	2	436	46	38	36	37	38	37	39	39	13	10	12	11
	3	1,088	94	83	66	69	114	99	108	109	32	29	32	32
	4	1,092	101	91	82	84	103	89	95	103	30	33	33	35
	5	296	33	25	24	26	29	25	29	29	5	3	4	6
	6	868	84	57	57	57	79	77	76	79	36	29	34	32
	7	1,152	99	80	72	68	131	122	132	123	34	27	30	30
	8	744	51	39	40	40	86	79	85	76	23	19	22	23
	9	572	44	30	31	28	62	48	59	55	23	21	25	24
	10	1,268	72	54	44	50	144	122	145	137	52	49	59	56
	11	320	35	37	33	33	22	20	21	21	10	10	10	10
	12	760	51	39	40	38	78	80	76	80	33	36	33	30
		9,604	799	639	585	587	1,004	896	972	957	315	285	316	310
Sweden Webster	1	860	75	48	53	48	95	94	98	102	31	30	29	33
	2	744	63	51	52	47	78	65	73	77	21	24	24	26
	3	932	82	66	51	53	116	83	109	106	27	22	26	27
	4	340	21	21	18	20	35	26	35	35	15	12	11	11
	5	784	62	45	43	35	100	80	82	85	16	13	17	21

STATE SUPREME COURT JUSTICE
7TH JUDICIAL DISTRICT
(VOTE FOR 4)
PART 1 OF 2
DETAIL

LEGISLATIVE DISTRICT OR TOWN	ELECTION DISTRICT	TOTAL VOTES	MATTHEW D. NAFUS	DEBORAH A. INDIVINO	ELLA VAN LOON	JOANNE LEEAGANT	JAMES J. PIAMPIANO	JUDY SINCLAIR	CRAIG DORAN	BILL TAYLOR	JAMES J. PIAMPIANO	JUDY SINCLAIR	CRAIG DORAN	BILL TAYLOR
			DEM	DEM	DEM	DEM	REP	REP	REP	REP	CON	CON	CON	CON
Webster														
	6	508	38	32	21	16	75	52	68	70	14	12	13	16
	7	756	58	47	38	34	90	74	88	85	21	17	19	21
	8	700	61	40	32	30	81	68	83	79	18	19	22	24
	9	468	29	31	24	23	59	50	62	64	16	16	16	14
	10	1,428	103	71	58	60	164	147	170	165	65	58	56	64
	11	616	44	32	30	30	85	74	76	76	11	8	10	7
	12	1,132	87	61	60	55	155	117	143	151	30	29	30	29
	13	724	66	58	49	51	83	62	71	74	25	21	25	23
	14	684	64	49	45	38	81	78	78	84	20	21	26	23
	15	604	54	44	40	35	78	54	68	67	9	12	11	9
	16	760	59	49	48	37	91	80	90	85	28	25	28	36
	17	616	45	29	29	22	90	80	84	84	19	12	17	16
	18	484	34	34	26	25	66	54	64	58	10	10	11	13
	19	1,152	76	61	59	54	158	131	139	148	41	36	41	41
	20	1,064	74	60	54	49	133	119	118	127	27	28	33	33
	21	800	60	47	38	41	109	84	95	91	28	24	28	26
	22	776	47	45	39	37	93	75	88	97	32	27	28	28
	23	640	55	40	40	38	79	55	68	74	20	18	18	19
	24	1,536	103	102	80	82	188	141	169	168	57	48	48	53
	25	300	21	15	15	13	45	31	40	38	7	6	6	7
	26	660	41	36	32	30	79	64	70	74	25	21	28	24
	27	888	68	50	46	39	125	102	119	115	24	26	24	23
	28	616	47	37	32	35	72	63	70	74	30	21	26	26
	29	528	53	35	30	33	61	54	57	54	9	12	14	15
	30	484	37	38	33	35	47	42	41	47	11	11	11	11
	31	984	59	55	53	41	134	101	107	118	32	32	38	35

STATE SUPREME COURT JUSTICE
7TH JUDICIAL DISTRICT
(VOTE FOR 4)
PART 1 OF 2
DETAIL

LEGISLATIVE DISTRICT OR TOWN	ELECTION DISTRICT	TOTAL VOTES	MATTHEW D. NAFUS	DEBORAH A. INDIVINO	ELLA VAN LOON	JOANNE LEE GANT	JAMES J. PIAMPIANO	JUDY SINCLAIR	CRAIG DORAN	BILL TAYLOR	JAMES J. PIAMPIANO	JUDY SINCLAIR	CRAIG DORAN	BILL TAYLOR
			DEM	DEM	DEM	DEM	REP	REP	REP	REP	CON	CON	CON	CON
Webster														
	32	1,112	54	37	38	32	165	131	169	156	46	42	40	47
	33	840	62	57	45	42	99	78	101	99	32	25	28	27
	34	620	36	31	33	29	80	74	75	80	25	25	25	27
	35	620	47	24	23	17	74	67	79	77	26	23	31	30
	36	564	47	27	25	19	75	60	66	70	17	17	23	24
	37	1,128	89	83	66	66	150	113	129	142	26	20	27	22
	38	724	70	51	50	44	88	74	85	93	15	15	17	13
	39	892	75	74	61	57	101	80	94	95	22	20	20	27
	40	1,544	111	90	72	73	195	175	186	193	48	38	45	43
	41	896	61	50	42	35	126	100	115	116	26	30	28	29
	42	788	66	52	50	49	98	85	90	95	25	22	26	23
	43	504	36	30	26	23	67	54	50	64	18	16	16	17
Webster		33,800	2,540	2,035	1,799	1,672	4,263	3,491	3,962	4,052	1,065	964	1,060	1,083
Wheatland														
	1	808	126	60	55	59	54	67	70	67	25	23	21	24
	2	784	61	39	36	30	80	78	70	75	31	31	33	37
	3	860	129	57	62	50	68	70	88	84	23	19	18	25
	4	644	53	24	18	15	75	73	76	84	25	25	31	27
	5	828	68	33	30	33	90	82	96	97	34	33	36	34
Wheatland		3,924	437	213	201	187	367	370	400	407	138	131	139	147
TOWNS		436,296	38,680	30,330	28,091	26,103	50,213	42,162	47,518	49,401	11,976	11,208	12,185	12,308
GRAND TOTAL:		523,248	50,483	40,856	38,146	35,786	54,990	46,007	51,952	53,876	13,151	12,241	13,281	13,432

STATE SUPREME COURT JUSTICE
 7TH JUDICIAL DISTRICT
 (VOTE FOR 4)
 PART 2 OF 2
 DETAIL

LEGISLATIVE DISTRICT OR TOWN	ELECTION DISTRICT	TOTAL VOTES	MATTHEW	JUDY	CRAIG	BILL	JAMES	JUDY	CRAIG	BILL	JAMES	JUDY	CRAIG	BILL	SCATTER	BLANK AND VOID
			D. NAFUS WOR	SINCLAIR WOR	DORAN WOR	TAYLOR WOR	J. PIAMPIANO IND	SINCLAIR IND	DORAN IND	TAYLOR IND	J. PIAMPIANO REF	SINCLAIR REF	DORAN REF	TAYLOR REF		
Leg. Dist. 07	1	856	4	6	6	6	9	9	5	6	6	5	3	3	0	105
	2	624	8	8	8	6	7	8	7	8	6	3	3	3	1	115
Leg. Dist. 07		1,480	12	14	14	12	16	17	12	14	12	8	6	6	1	220
Leg. Dist. 16	1	28	0	0	0	0	0	0	1	0	0	0	0	0	0	1
Leg. Dist. 16		28	0	0	0	0	0	0	1	0	0	0	0	0	0	1
Leg. Dist. 21	1	580	12	8	9	7	9	6	6	6	0	1	0	0	4	75
	2	472	8	11	9	9	6	2	3	3	0	2	1	1	0	64
	3	220	2	3	1	1	0	0	1	1	2	2	2	2	0	41
	4	236	0	1	0	1	2	3	2	2	0	0	1	0	0	55
	5	344	15	8	9	7	4	4	4	3	0	0	1	0	0	51
	6	456	5	2	5	4	4	3	4	4	1	1	2	2	4	89
	7	888	9	9	7	10	14	7	10	9	1	0	2	2	0	120
	8	264	9	6	6	4	1	3	4	2	0	0	0	0	0	51
	9	544	14	7	4	5	4	2	5	0	1	2	1	2	0	84
	10	944	5	3	8	5	11	7	11	7	1	0	1	1	0	153
	11	320	1	3	1	0	3	3	3	2	1	0	1	0	0	58
	12	960	21	18	21	18	12	7	8	8	2	1	0	0	6	134
	13	300	14	11	10	9	2	1	1	0	0	1	1	1	0	27
	14	212	3	0	0	0	3	2	3	1	0	0	0	0	0	21
	15	524	3	6	7	7	4	1	1	2	0	0	0	1	0	97
	16	144	0	1	1	1	1	0	0	0	0	1	0	0	0	21
	17	420	8	4	5	5	5	3	3	3	0	0	1	1	0	107
	18	336	0	1	1	0	0	0	0	0	0	0	1	1	0	73

STATE SUPREME COURT JUSTICE
 7TH JUDICIAL DISTRICT
 (VOTE FOR 4)
 PART 2 OF 2
 DETAIL

LEGISLATIVE DISTRICT OR TOWN	ELECTION DISTRICT	TOTAL VOTES	MATTHEW D. NAFUS	JUDY SINCLAIR	CRAIG DORAN	BILL TAYLOR	JAMES J. PIAMPIANO	JUDY SINCLAIR	CRAIG DORAN	BILL TAYLOR	JAMES J. PIAMPIANO	JUDY SINCLAIR	CRAIG DORAN	BILL TAYLOR	SCATTER	BLANK AND VOID	
			WOR	WOR	WOR	WOR	IND	IND	IND	IND	REF	REF	REF	REF			
Leg. Dist. 21																	
	19	100	2	2	1	1	0	1	0	2	1	1	0	1	0	17	
	20	252	7	2	6	3	4	3	3	3	0	0	0	0	0	15	
	21	256	6	6	2	1	2	0	0	1	0	0	0	0	0	38	
	22	380	4	3	1	1	3	2	3	2	2	3	2	2	1	81	
	23	344	8	3	3	3	3	1	2	3	0	0	0	0	0	71	
	24	748	16	10	11	13	3	3	7	3	2	1	3	2	0	62	
	25	308	1	4	5	3	3	3	1	1	0	0	1	0	0	51	
	26	192	4	1	1	1	1	0	1	0	0	0	0	1	0	46	
	27	224	4	2	2	2	0	1	0	1	1	0	0	0	0	59	
Leg. Dist. 21			10,968	181	135	136	121	104	68	86	69	15	16	21	20	15	1,761
Leg. Dist. 22																	
	1	396	0	3	2	3	0	0	0	0	1	0	0	1	0	108	
	2	84	1	2	0	1	0	0	0	0	0	0	0	0	0	35	
	3	268	0	1	1	0	1	1	2	3	0	2	0	0	0	157	
	4	112	1	1	1	1	0	0	0	0	0	0	0	0	0	31	
	5	196	4	2	0	0	1	0	0	0	1	0	0	2	0	53	
	6	208	0	2	2	1	0	2	0	0	0	0	0	1	0	67	
	7	76	0	0	0	0	0	0	0	0	0	0	0	0	0	34	
	8	240	0	1	1	2	0	0	0	0	1	0	0	0	0	44	
	9	180	0	1	0	1	0	0	0	0	1	1	1	1	0	35	
	10	192	0	1	0	0	1	1	0	0	0	0	0	0	0	45	
	11	336	3	1	2	1	1	1	1	0	0	0	0	0	0	133	
	12	140	0	0	0	1	1	1	1	1	0	0	0	0	0	53	
	13	60	1	0	0	0	1	0	0	0	0	0	0	1	0	33	
	14	244	0	5	1	0	3	1	0	0	1	0	0	2	0	77	
	15	312	4	3	3	4	0	0	1	0	1	0	0	0	0	82	

STATE SUPREME COURT JUSTICE
 7TH JUDICIAL DISTRICT
 (VOTE FOR 4)
 PART 2 OF 2
 DETAIL

LEGISLATIVE DISTRICT OR TOWN	ELECTION DISTRICT	TOTAL VOTES	MATTHEW	JUDY	CRAIG	BILL	JAMES	JUDY	CRAIG	BILL	JAMES	JUDY	CRAIG	BILL	SCATTER	BLANK AND VOID
			D. NAFUS WOR	SINCLAIR WOR	DORAN WOR	TAYLOR WOR	J. PIAMPIANO IND	SINCLAIR IND	DORAN IND	TAYLOR IND	J. PIAMPIANO REF	SINCLAIR REF	DORAN REF	TAYLOR REF		
Leg. Dist. 22																
	16	100	1	1	0	1	0	0	0	0	0	0	0	0	0	21
	17	64	0	0	0	0	1	1	1	1	0	0	0	0	0	16
	18	176	0	0	0	2	0	0	0	0	0	0	0	0	0	71
	19	152	0	0	0	0	0	0	0	0	1	0	1	1	1	60
	20	268	0	3	2	1	0	0	0	2	0	0	0	1	0	76
	21	164	1	3	0	0	0	0	0	0	1	0	0	0	0	75
	22	184	1	0	2	1	0	0	1	0	0	0	0	0	0	65
	23	160	1	0	0	1	2	0	2	0	0	0	0	0	0	55
	24	68	2	3	3	2	1	0	0	0	0	0	0	0	0	15
	25	712	5	7	5	3	4	2	1	4	4	1	2	5	0	151
	26	316	0	1	1	1	1	0	0	0	0	0	0	0	0	50
	27	244	3	1	3	4	1	1	0	1	2	1	1	1	0	42
Leg. Dist. 22		5,652	28	42	29	31	19	11	10	12	14	5	5	16	1	1,684
Leg. Dist. 23																
	1	268	5	5	5	6	3	1	2	2	0	0	0	0	0	32
	2	384	7	3	4	4	8	7	7	7	0	1	1	0	0	77
	3	484	14	12	16	14	3	0	0	1	0	1	0	0	4	62
	4	868	10	5	4	4	7	6	7	8	0	1	0	1	0	96
	5	180	2	0	3	2	6	4	4	4	0	0	0	0	0	37
	6	292	4	4	5	4	4	5	3	2	1	2	1	1	0	38
	7	524	13	11	13	12	8	3	2	2	2	1	1	1	0	49
	8	432	9	7	5	6	4	2	3	2	1	2	3	2	0	59
	9	476	5	5	9	6	1	2	2	3	0	0	0	1	0	72
	10	436	7	6	6	4	2	1	0	1	1	0	1	1	0	62
	11	428	15	6	7	5	3	1	2	2	0	0	0	0	0	61
	12	832	8	7	5	6	7	2	3	5	1	0	0	0	0	97

STATE SUPREME COURT JUSTICE
7TH JUDICIAL DISTRICT
(VOTE FOR 4)
PART 2 OF 2
DETAIL

LEGISLATIVE DISTRICT OR TOWN	ELECTION DISTRICT	TOTAL VOTES	MATTHEW D. NAFUS	JUDY SINCLAIR	CRAIG DORAN	BILL TAYLOR	JAMES J. PIAMPIANO	JUDY SINCLAIR	CRAIG DORAN	BILL TAYLOR	JAMES J. PIAMPIANO	JUDY SINCLAIR	CRAIG DORAN	BILL TAYLOR	SCATTER	BLANK AND VOID
			WOR	WOR	WOR	WOR	IND	IND	IND	IND	REF	REF	REF	REF		
Leg. Dist. 23																
	13	520	5	2	3	3	2	4	4	5	2	1	2	1	0	84
	14	372	7	0	2	3	3	3	5	3	0	0	0	0	0	49
	15/29	316	8	7	6	6	2	1	3	2	0	0	0	1	1	34
	16	368	6	4	4	5	5	2	4	4	1	1	1	1	0	28
	17	780	14	12	9	10	8	6	7	6	2	3	1	1	6	111
	18	1,304	20	12	13	13	14	14	13	15	2	4	2	2	1	172
	19	692	11	5	6	8	7	6	11	8	2	2	2	2	0	75
	20	820	10	7	10	14	12	5	8	9	1	1	2	1	0	125
	21	768	15	15	10	12	7	1	10	7	0	2	1	2	0	91
	22	664	9	3	5	4	9	6	11	10	1	0	0	0	0	92
	23	348	7	3	3	4	1	3	3	4	1	2	1	1	4	37
	24	576	8	4	2	2	2	4	6	4	1	0	1	0	0	59
	25	988	18	8	15	12	12	6	8	9	3	5	2	4	1	108
	26	1,204	9	9	8	8	16	9	11	14	2	0	0	0	1	187
	27	504	5	5	2	4	10	4	8	9	1	2	1	1	4	57
	28	392	3	4	4	3	1	2	5	6	2	2	2	2	0	52
Leg. Dist. 23		16,220	254	171	184	184	167	110	152	154	27	33	25	26	22	2,103
Leg. Dist. 24																
	1/24	1,028	33	19	23	21	11	5	10	8	2	1	0	0	0	191
	2/23	760	15	10	15	12	5	3	5	5	1	0	0	0	0	77
	3/22	580	13	10	10	10	2	2	2	4	0	1	1	1	0	67
	4	660	20	8	10	10	5	5	3	4	0	1	0	0	0	78
	5	672	7	9	7	6	5	2	7	7	0	0	0	0	7	89
	6	388	10	5	5	4	7	5	4	4	1	1	1	1	0	48
	7	360	5	5	3	4	2	2	1	2	0	0	0	0	0	44
	8	440	14	8	4	8	1	2	2	3	0	0	3	1	0	45

STATE SUPREME COURT JUSTICE
7TH JUDICIAL DISTRICT
(VOTE FOR 4)
PART 2 OF 2
DETAIL

LEGISLATIVE DISTRICT OR TOWN	ELECTION DISTRICT	TOTAL VOTES	MATTHEW	JUDY	CRAIG	BILL	JAMES	JUDY	CRAIG	BILL	JAMES	JUDY	CRAIG	BILL	SCATTER	BLANK AND VOID
			D. NAFUS WOR	SINCLAIR WOR	DORAN WOR	TAYLOR WOR	J. PIAMPIANO IND	SINCLAIR IND	DORAN IND	TAYLOR IND	J. PIAMPIANO REF	SINCLAIR REF	DORAN REF	TAYLOR REF		
Leg. Dist. 25																
	15	272	0	1	1	0	1	0	0	0	0	0	0	0	0	101
	16	264	2	3	1	2	2	1	2	2	0	1	0	0	0	72
	17	248	2	1	0	0	1	2	2	2	0	1	0	0	0	106
	18	448	2	2	4	3	2	3	2	2	0	0	0	0	4	133
	19	44	0	0	0	0	2	0	2	2	0	0	0	0	0	4
	20	120	1	0	2	0	1	1	2	3	1	1	1	1	0	18
	21	212	0	0	0	1	1	0	0	1	0	0	0	0	0	89
	22	376	9	7	7	5	2	1	1	1	0	0	1	1	0	58
	23	28	0	0	0	0	0	0	0	0	0	0	0	0	0	0
	25	724	11	12	5	5	2	2	3	3	6	1	4	4	0	199
	26/27/28	268	8	2	3	2	2	1	1	3	0	1	0	0	1	71
	29/30	396	10	7	6	8	1	1	1	1	3	0	0	0	0	62
Leg. Dist. 25		8,812	110	76	70	60	51	32	32	36	22	9	9	11	13	2,304
Leg. Dist. 26																
	1	1,096	12	9	10	10	9	8	7	7	1	1	0	0	0	164
	2	360	3	2	2	1	5	6	2	5	0	0	1	1	0	69
	3	260	0	1	2	1	2	1	1	1	0	0	0	0	0	61
	4	624	8	5	4	6	3	3	4	2	1	0	0	0	0	109
	5	388	2	5	6	2	5	4	4	5	1	0	0	1	0	44
	6	348	2	2	2	3	2	0	2	1	1	0	0	0	0	81
	7	416	5	3	3	5	5	4	2	3	0	0	0	0	0	80
	8	436	3	1	1	1	2	1	1	1	0	1	0	1	0	98
	9	588	7	4	5	4	7	4	4	9	0	0	0	0	0	86
	10	448	2	2	3	2	7	4	5	5	0	1	0	1	0	94
	11	520	4	5	5	4	5	5	7	8	1	0	1	0	0	85
	12	572	2	2	3	1	8	4	3	4	2	0	0	0	0	83

STATE SUPREME COURT JUSTICE
 7TH JUDICIAL DISTRICT
 (VOTE FOR 4)
 PART 2 OF 2
 DETAIL

LEGISLATIVE DISTRICT OR TOWN	ELECTION DISTRICT	TOTAL VOTES	MATTHEW	JUDY	CRAIG	BILL	JAMES	JUDY	CRAIG	BILL	JAMES	JUDY	CRAIG	BILL	SCATTER	BLANK AND VOID
			D. NAFUS WOR	SINCLAIR WOR	DORAN WOR	TAYLOR WOR	J. PIAMPIANO IND	SINCLAIR IND	DORAN IND	TAYLOR IND	J. PIAMPIANO REF	SINCLAIR REF	DORAN REF	TAYLOR REF		
Leg. Dist. 26																
	13	716	10	7	10	11	6	4	3	6	0	1	0	3	0	83
	14	716	8	8	5	7	13	5	8	9	1	0	2	1	1	48
	15	380	3	4	1	2	6	1	0	4	2	1	1	1	1	74
	16	580	4	4	4	4	5	8	5	4	0	0	0	0	0	93
	17	528	6	4	3	4	7	2	3	1	1	0	0	1	4	127
		<u>8,976</u>	<u>81</u>	<u>68</u>	<u>69</u>	<u>68</u>	<u>97</u>	<u>64</u>	<u>61</u>	<u>75</u>	<u>11</u>	<u>5</u>	<u>5</u>	<u>10</u>	<u>6</u>	<u>1,479</u>
Leg. Dist. 26																
Leg. Dist. 27																
	1	548	9	5	2	5	4	3	4	3	1	1	2	2	1	63
	2	596	4	4	3	3	4	5	3	6	1	2	1	1	0	145
	3	512	7	5	5	4	3	3	4	2	0	0	0	1	0	117
	4	632	8	4	3	6	3	0	1	3	0	1	0	0	0	129
	5	548	17	11	10	13	1	4	1	3	0	0	0	1	0	110
	6	436	1	2	2	3	1	1	0	0	0	0	0	0	0	107
	7	448	6	5	8	2	8	3	3	3	0	0	0	1	0	105
	8	736	7	9	6	11	1	4	3	2	4	0	1	0	4	211
	9	680	9	7	5	7	4	1	2	3	1	0	0	0	0	151
	10	596	6	1	4	1	2	0	1	3	1	1	2	0	0	122
	11	584	4	2	3	2	4	1	2	3	1	0	1	0	0	142
	12	400	4	4	2	2	2	1	5	2	1	0	0	0	0	79
	13	496	1	1	2	1	2	1	1	1	0	2	0	0	0	122
	14	372	2	1	1	1	3	2	2	1	0	0	0	0	0	97
	15	436	4	7	4	6	2	1	1	2	3	2	2	3	0	129
	16	504	2	2	2	1	3	1	2	2	1	0	1	0	0	138
	17	476	1	1	2	0	3	2	1	1	0	1	1	1	0	113
	18	412	1	4	1	2	2	0	0	0	0	0	0	0	0	78
	19	548	6	2	4	3	2	2	1	0	0	0	0	0	0	148

STATE SUPREME COURT JUSTICE
7TH JUDICIAL DISTRICT
(VOTE FOR 4)
PART 2 OF 2
DETAIL

LEGISLATIVE DISTRICT OR TOWN	ELECTION DISTRICT	TOTAL VOTES	MATTHEW D. NAFUS	JUDY SINCLAIR	CRAIG DORAN	BILL TAYLOR	JAMES J. PIAMPIANO	JUDY SINCLAIR	CRAIG DORAN	BILL TAYLOR	JAMES J. PIAMPIANO	JUDY SINCLAIR	CRAIG DORAN	BILL TAYLOR	SCATTER	BLANK AND VOID
			WOR	WOR	WOR	WOR	IND	IND	IND	IND	REF	REF	REF	REF		
Leg. Dist. 27																
	20	232	1	2	3	1	0	0	0	0	0	1	1	1	0	85
	21	300	1	1	0	1	1	0	0	0	2	0	0	0	0	69
	22	272	2	1	0	1	3	3	1	2	2	0	0	0	4	55
	23	320	3	4	3	2	2	0	1	0	1	1	0	0	0	96
	25	200	1	1	0	0	4	2	6	4	0	0	0	0	0	49
	26	260	4	2	2	3	3	0	2	2	0	0	1	0	0	71
		<u>11,544</u>	<u>111</u>	<u>88</u>	<u>77</u>	<u>81</u>	<u>67</u>	<u>40</u>	<u>47</u>	<u>48</u>	<u>19</u>	<u>12</u>	<u>13</u>	<u>11</u>	<u>9</u>	<u>2,731</u>
Leg. Dist. 27																
Leg. Dist. 28																
	1	288	5	3	2	4	1	0	0	0	0	0	0	1	0	85
	2	280	5	7	6	5	3	2	1	2	0	0	0	0	0	46
	3	172	0	1	0	2	2	1	0	1	1	0	0	0	0	58
	4	204	0	3	0	0	1	2	2	2	1	1	1	1	0	40
	5	252	1	0	1	0	3	1	3	3	0	0	0	0	0	39
	6	632	5	5	1	1	3	2	5	3	0	1	0	1	0	131
	7/17	644	1	4	6	3	5	3	2	4	0	0	1	0	0	113
	8/19	372	3	2	2	4	3	1	2	1	0	0	2	1	0	126
	9	316	4	3	2	3	3	2	1	2	2	1	1	1	0	46
	10	128	0	2	2	0	7	3	2	2	1	0	1	1	0	18
	11	236	5	1	0	1	2	0	1	1	0	1	0	0	0	55
	12	180	2	3	1	1	0	1	1	0	2	1	1	2	0	37
	13	316	3	6	4	2	5	2	2	3	0	0	0	1	0	64
	14	248	1	0	1	0	2	1	1	3	0	1	0	0	0	74
	15	124	1	2	0	1	1	0	0	0	0	0	0	0	0	21
	16	272	1	1	2	1	0	0	0	1	0	0	0	0	0	65
	18	220	2	3	1	1	0	0	0	0	0	0	0	0	0	62
	20	452	2	0	1	2	6	4	3	5	0	0	0	1	0	101

STATE SUPREME COURT JUSTICE
 7TH JUDICIAL DISTRICT
 (VOTE FOR 4)
 PART 2 OF 2
 DETAIL

LEGISLATIVE DISTRICT OR TOWN	ELECTION DISTRICT	TOTAL VOTES	MATTHEW D. NAFUS	JUDY SINCLAIR	CRAIG DORAN	BILL TAYLOR	JAMES J. PIAMPIANO	JUDY SINCLAIR	CRAIG DORAN	BILL TAYLOR	JAMES J. PIAMPIANO	JUDY SINCLAIR	CRAIG DORAN	BILL TAYLOR	SCATTER	BLANK AND VOID
			WOR	WOR	WOR	WOR	IND	IND	IND	IND	REF	REF	REF	REF		
Leg. Dist. 28																
	21	320	5	5	4	2	1	2	2	3	0	0	0	0	0	45
	22	164	1	2	1	1	1	0	0	1	1	0	0	0	1	55
Leg. Dist. 28		5,820	47	53	37	34	49	27	28	37	8	6	7	10	1	1,281
Leg. Dist. 29																
	1/2	140	0	0	1	1	0	0	0	0	0	0	0	0	0	45
	3/8	116	0	0	1	0	0	0	0	0	0	0	0	0	0	37
	4	292	2	4	1	1	2	0	0	1	0	0	0	0	0	47
	5	340	6	2	1	2	1	2	2	2	0	0	0	1	0	62
	6	240	1	1	0	0	3	0	2	2	0	0	0	0	0	44
	7	336	6	2	5	4	4	4	1	1	1	0	0	0	0	55
	9	596	2	4	2	5	6	5	5	5	0	1	0	1	0	143
	10	432	1	4	1	1	4	0	1	2	0	0	0	1	0	105
	11	312	0	1	2	1	3	3	1	1	0	0	0	1	0	58
	12	320	5	9	5	5	3	2	2	2	3	4	4	3	0	66
	13	212	0	1	1	2	1	0	0	0	0	0	0	0	0	72
	14	124	1	1	1	0	1	0	0	0	0	0	0	0	0	35
	15	264	5	4	4	4	0	0	0	1	0	0	0	0	0	55
	16	116	0	1	0	1	0	0	1	1	0	1	1	1	0	33
	17	256	2	3	2	2	2	1	1	2	2	0	0	0	0	51
	18/27	540	7	6	2	7	6	3	3	3	1	0	1	0	0	67
	19	164	2	1	2	1	4	1	2	1	0	0	0	0	0	40
	20	392	3	4	3	3	0	0	1	1	0	0	0	0	0	99
	21	412	6	3	5	4	2	1	2	1	1	1	1	1	0	52
	22	340	1	4	1	1	2	1	1	1	0	1	0	0	0	135
	23	488	0	0	2	2	1	0	1	0	0	0	1	0	0	165
	24	460	4	5	2	1	2	2	2	5	1	1	2	0	0	92

STATE SUPREME COURT JUSTICE
 7TH JUDICIAL DISTRICT
 (VOTE FOR 4)
 PART 2 OF 2
 DETAIL

LEGISLATIVE DISTRICT OR TOWN	ELECTION DISTRICT	TOTAL VOTES	MATTHEW	JUDY	CRAIG	BILL	JAMES	JUDY	CRAIG	BILL	JAMES	JUDY	CRAIG	BILL	SCATTER	BLANK AND VOID
			D. NAFUS	SINCLAIR	DORAN	TAYLOR	J. PIAMPIANO	SINCLAIR	DORAN	TAYLOR	J. PIAMPIANO	SINCLAIR	DORAN	TAYLOR		
			WOR	WOR	WOR	WOR	IND	IND	IND	IND	REF	REF	REF	REF		
Leg. Dist. 29																
	25/28	684	3	4	0	1	6	3	2	4	2	0	0	1	0	180
	26	136	0	0	0	3	2	1	0	0	0	0	0	0	0	38
Leg. Dist. 29		7,712	57	64	44	52	55	29	30	36	11	9	10	10	0	1,776
CITY		86,952	1,085	839	804	779	702	456	522	547	158	115	114	131	80	16,594
Brighton																
	1	1,016	14	11	16	14	18	16	14	14	2	2	0	1	0	82
	2	612	5	1	3	5	5	2	5	2	0	0	0	0	1	41
	3	760	7	3	5	4	10	11	7	9	3	1	3	1	0	89
	4	776	13	10	8	8	15	4	8	7	2	1	2	1	2	77
	5	920	11	8	7	10	8	2	5	5	0	0	1	1	0	119
	6	1,112	13	10	12	13	11	4	7	9	4	2	2	2	0	86
	7	612	10	9	9	8	6	4	3	5	0	0	1	1	0	71
	8	844	5	2	2	1	14	7	11	11	1	2	1	1	0	107
	9	840	15	5	11	7	7	6	5	10	2	1	2	2	0	94
	10	940	10	5	6	5	7	4	10	6	1	0	3	2	0	95
	11	904	13	6	10	5	7	8	12	8	2	1	1	1	0	94
	12	1,116	14	15	13	15	9	3	10	9	2	1	1	0	0	115
	13	604	3	4	3	1	9	6	11	13	2	1	0	2	0	50
	14	348	5	7	8	7	4	2	5	0	0	0	0	0	0	34
	15	604	10	6	5	7	7	6	5	7	1	0	1	2	0	59
	16	596	2	2	2	2	5	5	7	7	1	0	0	1	0	53
	17	448	0	1	1	2	3	3	2	2	2	1	1	1	0	70
	18	632	9	2	8	8	8	6	6	7	5	2	2	2	0	49
	19	636	6	4	8	6	2	4	4	5	1	0	0	0	0	63
	20	344	5	2	2	2	4	4	3	3	1	1	0	1	0	58

STATE SUPREME COURT JUSTICE
7TH JUDICIAL DISTRICT
(VOTE FOR 4)
PART 2 OF 2
DETAIL

LEGISLATIVE DISTRICT OR TOWN	ELECTION DISTRICT	TOTAL VOTES	MATTHEW D. NAFUS	JUDY SINCLAIR	CRAIG DORAN	BILL TAYLOR	JAMES J. PIAMPIANO	JUDY SINCLAIR	CRAIG DORAN	BILL TAYLOR	JAMES J. PIAMPIANO	JUDY SINCLAIR	CRAIG DORAN	BILL TAYLOR	SCATTER	BLANK AND VOID
			WOR	WOR	WOR	WOR	IND	IND	IND	IND	REF	REF	REF	REF		
Brighton																
	21	700	19	5	7	4	3	7	4	6	1	0	0	0	0	85
	22	752	5	3	8	6	4	3	5	5	2	0	0	0	0	83
	23	636	6	3	2	4	11	6	9	7	0	0	1	1	0	48
	24	1,004	6	4	5	2	9	8	9	8	5	3	3	2	0	147
	25	768	11	8	12	7	5	3	6	4	1	3	2	2	0	64
	26	616	11	7	7	4	8	6	6	5	1	2	1	0	0	38
	27	576	7	11	9	7	3	3	4	3	0	0	0	0	0	47
	28	956	9	6	7	5	8	6	5	6	1	0	0	2	0	112
	29	568	1	3	0	2	7	5	5	5	0	0	0	1	0	97
	30	1,616	10	8	5	8	14	11	16	12	0	1	2	0	4	196
	31	760	11	7	6	5	5	4	5	5	4	1	2	1	0	102
	32	844	10	8	10	6	9	8	10	11	1	1	2	1	0	75
	33	840	5	2	1	2	4	3	4	3	1	1	0	0	0	68
	34	816	12	6	7	9	6	2	4	3	1	1	1	1	0	53
	35	624	7	3	4	4	6	2	6	3	2	0	1	2	0	66
	36	380	2	2	0	1	2	2	3	0	0	1	0	0	3	24
	37	552	5	3	3	4	4	4	5	3	1	1	1	0	0	78
	38	816	4	2	5	2	8	7	5	7	1	1	1	1	0	99
	39	732	4	6	5	4	10	8	10	10	1	1	1	1	0	101
	40	1,216	6	7	7	7	8	5	8	9	5	0	1	1	0	162
	41	708	10	3	6	4	11	3	4	4	2	1	2	0	0	91
	42	280	1	1	1	3	2	2	3	2	1	1	2	1	1	39
	43	648	5	0	0	1	7	8	9	7	0	1	0	2	0	58
	44	188	2	1	1	0	2	2	2	1	0	0	0	0	2	15
	45	412	1	3	0	0	6	1	5	4	1	1	0	1	0	43

STATE SUPREME COURT JUSTICE
7TH JUDICIAL DISTRICT
(VOTE FOR 4)
PART 2 OF 2
DETAIL

LEGISLATIVE DISTRICT OR TOWN	ELECTION DISTRICT	TOTAL VOTES	MATTHEW D. NAFUS	JUDY SINCLAIR	CRAIG DORAN	BILL TAYLOR	JAMES J. PIAMPIANO	JUDY SINCLAIR	CRAIG DORAN	BILL TAYLOR	JAMES J. PIAMPIANO	JUDY SINCLAIR	CRAIG DORAN	BILL TAYLOR	SCATTER	BLANK AND VOID
			WOR	WOR	WOR	WOR	IND	IND	IND	IND	REF	REF	REF	REF		
Brighton	46	396	1	1	1	0	2	1	2	1	1	1	1	1	0	58
Brighton		33,068	341	226	258	231	323	227	294	273	65	38	45	43	13	3,555
Chili	1	580	3	2	2	2	3	4	3	5	0	0	0	0	0	60
	2	976	9	5	11	8	11	10	5	8	1	2	2	2	0	106
	3	864	8	3	2	4	4	2	5	5	2	2	0	1	0	118
	4	456	3	3	4	3	4	3	1	0	0	0	0	0	0	44
	5	632	3	2	4	2	10	7	7	5	0	0	0	0	3	87
	6	664	7	6	3	6	5	2	4	6	0	0	0	0	0	65
	7	328	4	2	4	5	1	0	1	1	1	1	1	1	0	43
	8	716	4	3	2	4	8	7	6	6	1	1	1	0	0	57
	9	684	4	4	5	6	9	8	8	10	0	1	0	0	0	74
	10	440	6	4	6	8	2	2	3	4	1	1	1	1	0	25
	11	704	6	3	4	2	12	7	7	7	0	0	0	0	0	52
	12	576	4	3	4	4	8	5	6	5	0	0	0	0	0	66
	13	988	5	4	5	5	8	9	9	9	1	1	1	0	0	116
	14	716	5	2	0	1	5	10	12	10	0	0	2	0	0	44
	15	640	4	1	3	3	5	4	4	6	0	1	0	0	0	46
	16	1,304	9	8	5	7	7	7	9	7	1	0	0	0	0	123
	17	1,748	9	5	5	7	12	8	11	10	5	5	5	5	0	179
	18	568	3	3	4	1	9	5	6	8	1	1	0	0	0	85
	19	696	3	2	3	3	5	6	6	5	2	2	2	1	0	66
	20	844	8	5	7	5	8	5	5	6	1	1	0	2	0	90
	21	556	4	3	6	4	6	5	4	4	0	0	0	1	0	48
	22	416	1	2	3	2	3	3	1	1	1	1	0	0	0	39
	23	488	1	1	0	0	5	2	2	5	0	1	0	0	0	62

STATE SUPREME COURT JUSTICE
7TH JUDICIAL DISTRICT
(VOTE FOR 4)
PART 2 OF 2
DETAIL

LEGISLATIVE DISTRICT OR TOWN	ELECTION DISTRICT	TOTAL VOTES	MATTHEW D. NAFUS	JUDY SINCLAIR	CRAIG DORAN	BILL TAYLOR	JAMES J. PIAMPIANO	JUDY SINCLAIR	CRAIG DORAN	BILL TAYLOR	JAMES J. PIAMPIANO	JUDY SINCLAIR	CRAIG DORAN	BILL TAYLOR	SCATTER	BLANK AND VOID
			WOR	WOR	WOR	WOR	IND	IND	IND	IND	REF	REF	REF	REF		
Chili																
	24	1,112	4	7	5	7	9	7	5	6	0	1	1	0	0	108
	25	424	5	1	1	2	4	2	2	1	0	0	0	1	0	44
	26	800	8	6	3	6	11	8	9	9	2	2	1	3	0	66
	27	556	2	0	0	1	6	4	6	4	0	0	0	0	0	54
	28	552	5	2	2	2	1	2	2	2	0	0	0	0	0	73
	29	556	4	1	3	3	3	2	4	3	0	0	0	0	0	58
	30	264	6	6	5	6	4	3	3	4	0	0	0	0	4	19
	31	612	5	5	7	6	10	4	10	5	1	2	1	1	0	62
	32	564	7	5	5	6	4	3	4	2	0	1	0	1	0	63
Chili		22,024	159	109	123	131	202	156	170	169	21	27	18	20	7	2,242
Clarkson																
	1	784	5	3	1	2	9	8	8	9	0	0	1	0	0	60
	2	116	0	0	0	0	0	0	0	1	0	0	0	0	0	16
	3	748	4	3	4	4	5	7	2	4	1	0	1	1	0	64
	4	900	5	3	4	2	8	5	6	5	1	1	1	1	0	97
	5	1,048	8	5	2	3	9	11	8	9	1	1	2	3	0	119
	6	560	5	5	3	3	2	6	6	5	1	0	0	0	0	68
Clarkson		4,156	27	19	14	14	33	37	30	33	4	2	5	5	0	424
East Rochester																
	1	660	1	3	1	4	8	4	4	5	1	0	1	0	0	106
	2	664	11	7	7	8	7	4	3	4	1	2	2	2	0	134
	3	740	6	7	8	3	8	4	8	7	0	0	0	1	0	151
	4	572	7	5	3	1	6	4	5	4	1	0	0	0	3	113
	5	464	8	4	3	4	6	4	4	2	2	1	1	1	0	79
	6	836	3	0	1	4	8	8	8	6	0	0	0	0	0	141

STATE SUPREME COURT JUSTICE
7TH JUDICIAL DISTRICT
(VOTE FOR 4)
PART 2 OF 2
DETAIL

LEGISLATIVE DISTRICT OR TOWN	ELECTION DISTRICT	TOTAL VOTES	MATTHEW D. NAFUS	JUDY SINCLAIR	CRAIG DORAN	BILL TAYLOR	JAMES J. PIAMPIANO	JUDY SINCLAIR	CRAIG DORAN	BILL TAYLOR	JAMES J. PIAMPIANO	JUDY SINCLAIR	CRAIG DORAN	BILL TAYLOR	SCATTER	BLANK AND VOID
			WOR	WOR	WOR	WOR	IND	IND	IND	IND	REF	REF	REF	REF		
East Rochester	7	652	5	5	3	4	11	9	8	8	0	1	0	1	0	89
East Rochester Gates		4,588	41	31	26	28	54	37	40	36	5	4	4	5	3	813
	1	448	1	2	2	1	6	1	3	3	1	0	1	0	0	41
	2	616	3	3	5	7	2	3	2	2	3	2	0	0	0	88
	3	484	4	4	4	5	6	6	5	4	1	1	1	1	0	81
	4	656	2	3	3	2	6	2	6	6	0	0	0	2	0	93
	5	1,040	6	3	3	3	11	8	9	10	1	1	1	1	0	122
	6	720	2	7	4	6	7	6	6	8	2	1	2	1	0	101
	7	1,220	8	8	6	4	17	10	12	10	0	1	0	1	0	160
	8	608	4	2	3	3	0	0	1	0	1	0	0	0	0	82
	9	820	2	3	4	3	8	6	6	6	0	0	0	0	0	130
	10	452	2	0	2	3	6	5	5	5	0	1	1	0	0	46
	11	512	4	2	4	4	7	4	5	5	1	1	0	2	0	63
	12	432	5	3	4	3	3	2	3	4	1	0	1	2	0	70
	13	540	4	3	3	2	4	4	2	2	0	0	1	0	0	95
	14	592	3	4	1	3	5	4	2	4	1	1	1	1	0	91
	15	960	3	5	2	4	9	6	9	8	0	0	0	0	0	119
	16	552	3	1	2	2	2	1	1	1	1	0	0	0	0	85
	17	604	9	8	5	4	2	4	2	3	1	0	1	0	3	66
	18	684	6	6	5	5	1	0	2	1	0	0	0	0	0	78
	19	648	3	1	0	2	8	5	6	7	1	1	1	1	0	78
	20	556	3	1	2	1	4	5	5	5	0	0	0	0	0	63
	21	624	3	2	3	2	4	3	3	5	0	1	0	0	0	90
	22	604	3	0	1	1	3	6	3	3	1	0	1	1	0	59
	23	704	5	3	2	3	6	6	6	5	1	1	1	0	0	78

STATE SUPREME COURT JUSTICE
7TH JUDICIAL DISTRICT
(VOTE FOR 4)
PART 2 OF 2
DETAIL

LEGISLATIVE DISTRICT OR TOWN	ELECTION DISTRICT	TOTAL VOTES	MATTHEW D. NAFUS	JUDY SINCLAIR	CRAIG DORAN	BILL TAYLOR	JAMES J. PIAMPIANO	JUDY SINCLAIR	CRAIG DORAN	BILL TAYLOR	JAMES J. PIAMPIANO	JUDY SINCLAIR	CRAIG DORAN	BILL TAYLOR	SCATTER	BLANK AND VOID
			WOR	WOR	WOR	WOR	IND	IND	IND	IND	REF	REF	REF	REF		
Gates																
	24	812	8	5	9	5	9	4	3	2	1	0	2	0	0	73
	25	484	3	3	4	5	1	1	0	1	2	1	2	1	0	52
	26	792	5	3	2	4	7	6	8	6	0	0	0	0	0	79
	27	804	7	2	2	6	12	11	10	10	0	0	1	0	0	87
	28	528	5	3	3	1	3	3	2	4	1	1	0	0	0	66
	29	600	5	5	2	2	6	6	8	4	3	0	1	0	0	92
	30	424	4	3	2	2	5	3	2	2	1	0	0	0	0	58
	31	588	2	0	1	1	7	4	4	4	0	0	0	0	0	82
	32	744	6	3	4	6	9	8	10	10	0	0	0	0	0	83
	33	348	1	1	0	2	3	4	4	4	0	0	1	0	0	28
	34	532	3	3	4	5	5	2	2	1	3	0	2	2	0	73
	35	472	2	3	2	2	5	4	3	3	1	1	2	1	0	69
		22,204	139	108	105	114	199	153	160	158	29	15	24	17	3	2,821
Gates Greece																
	1	592	4	3	3	3	7	7	5	7	0	0	0	0	0	68
	2	652	10	4	4	4	7	6	5	5	0	0	0	1	0	55
	3	508	1	1	3	2	5	4	4	2	0	0	0	0	0	28
	4	440	1	3	2	1	6	5	4	4	0	0	0	0	0	21
	5	424	6	4	6	6	3	5	5	4	1	0	1	0	0	53
	6	364	2	2	4	3	4	1	2	4	1	0	0	0	0	63
	7	516	4	2	3	2	8	7	5	5	0	0	0	0	0	75
	8	436	4	0	2	2	9	7	7	7	0	0	0	0	0	65
	9	452	5	3	2	6	4	3	2	4	0	3	0	0	0	62
	10	416	5	2	2	2	5	3	2	1	1	0	1	2	0	58
	11	188	5	2	2	2	1	1	1	2	0	1	0	0	0	26
	12	304	4	5	6	4	2	1	0	1	0	0	0	0	0	31

STATE SUPREME COURT JUSTICE
7TH JUDICIAL DISTRICT
(VOTE FOR 4)
PART 2 OF 2
DETAIL

LEGISLATIVE DISTRICT OR TOWN	ELECTION DISTRICT	TOTAL VOTES	MATTHEW D. NAFUS	JUDY SINCLAIR	CRAIG DORAN	BILL TAYLOR	JAMES J. PIAMPIANO	JUDY SINCLAIR	CRAIG DORAN	BILL TAYLOR	JAMES J. PIAMPIANO	JUDY SINCLAIR	CRAIG DORAN	BILL TAYLOR	SCATTER	BLANK AND VOID
			WOR	WOR	WOR	WOR	IND	IND	IND	IND	REF	REF	REF	REF		
Greece																
	13	508	1	2	1	2	6	3	2	4	1	0	0	1	0	76
	14	356	7	2	0	1	5	4	7	6	1	1	1	0	0	37
	15	532	1	1	1	3	6	5	4	4	0	0	0	0	4	66
	16	436	0	1	0	1	7	5	7	8	0	0	0	0	0	67
	17	776	3	4	2	1	8	6	6	5	2	2	2	2	0	97
	18	636	6	0	2	1	2	3	2	2	1	1	1	0	0	59
	19	484	5	6	7	7	9	7	10	7	0	0	0	0	0	50
	20	416	8	4	2	2	8	6	7	9	1	1	1	2	0	47
	21	564	9	3	5	5	14	9	8	7	1	2	1	0	7	62
	22	436	4	2	1	3	3	4	3	4	0	0	0	1	0	52
	23	932	5	4	4	1	10	8	7	7	0	1	0	0	0	105
	24	736	3	3	1	1	7	5	8	7	0	0	0	0	0	45
	25	460	6	4	2	3	3	3	3	4	1	1	1	1	0	75
	26	424	5	1	4	0	6	6	5	6	1	2	0	0	0	29
	27	712	4	2	3	4	3	2	3	4	1	0	0	0	0	118
	28	644	9	5	8	6	6	6	5	7	2	2	2	3	0	79
	29	568	1	1	1	2	1	2	2	2	1	0	1	1	0	47
	30	328	3	1	2	1	4	0	1	1	0	0	0	0	0	52
	31	480	4	4	6	2	2	4	2	3	1	0	0	0	0	23
	32	524	6	4	6	3	4	4	2	4	3	2	3	3	0	50
	33	592	2	1	1	2	10	9	6	7	0	0	1	0	0	47
	34	652	6	1	3	3	5	5	6	5	1	0	0	0	0	61
	35	616	8	5	4	4	8	6	9	4	1	2	0	1	0	61
	36	752	2	2	3	1	4	1	6	5	0	0	0	1	0	77
	37	472	5	2	2	3	3	3	4	4	0	0	0	0	0	48
	38	868	8	7	8	8	6	2	6	4	1	0	1	2	0	90

STATE SUPREME COURT JUSTICE
7TH JUDICIAL DISTRICT
(VOTE FOR 4)
PART 2 OF 2
DETAIL

LEGISLATIVE DISTRICT OR TOWN	ELECTION DISTRICT	TOTAL VOTES	MATTHEW D. NAFUS	JUDY SINCLAIR	CRAIG DORAN	BILL TAYLOR	JAMES J. PIAMPIANO	JUDY SINCLAIR	CRAIG DORAN	BILL TAYLOR	JAMES J. PIAMPIANO	JUDY SINCLAIR	CRAIG DORAN	BILL TAYLOR	SCATTER	BLANK AND VOID
			WOR	WOR	WOR	WOR	IND	IND	IND	IND	REF	REF	REF	REF		
Greece																
	39	412	0	2	0	0	3	3	3	3	2	0	2	0	0	44
	40	432	3	2	5	1	8	7	8	9	0	0	0	0	0	71
	41	688	4	5	2	3	4	3	5	3	0	0	0	0	4	89
	42	492	8	7	2	5	6	7	7	5	2	0	0	0	0	56
	43	480	5	4	5	2	5	4	4	5	1	0	0	1	0	47
	44	816	4	3	4	2	5	4	3	4	0	3	0	0	0	105
	45	792	3	5	5	4	6	5	6	4	0	0	0	0	0	79
	46	296	7	6	5	6	3	1	2	2	0	0	0	0	0	24
	47	588	5	7	6	6	6	3	4	3	1	0	0	0	1	44
	48	436	1	0	1	1	1	3	1	2	1	1	0	0	1	79
	49	444	1	1	3	2	6	8	6	8	0	0	0	0	0	46
	50	620	4	1	5	6	7	6	8	8	1	0	0	0	0	75
	51	404	2	3	3	4	3	1	1	2	0	0	0	0	0	68
	52	768	7	2	5	3	9	9	10	11	2	0	1	1	0	61
	53	488	0	0	3	1	3	6	3	3	0	1	0	1	0	41
	54	688	6	3	7	3	10	8	6	6	0	1	2	1	0	67
	55	464	3	1	0	1	0	0	0	0	2	1	2	1	0	32
	56	760	4	2	2	3	8	5	6	7	1	0	0	0	1	42
	57	516	2	2	2	1	4	5	4	4	1	1	1	0	0	49
	58	804	4	1	4	3	7	4	8	6	3	3	2	3	0	85
	59	268	0	1	1	3	3	1	1	1	0	0	0	0	1	33
	60	432	2	2	2	2	2	3	1	2	0	0	0	0	0	61
	61	496	4	3	3	4	4	3	4	4	0	1	1	0	0	78
	62	700	0	0	0	1	5	3	3	4	2	1	1	1	0	106
	63	684	8	3	2	3	6	7	8	7	0	1	1	0	1	89
	64	452	1	1	0	1	8	5	5	5	1	0	0	0	0	53

STATE SUPREME COURT JUSTICE
7TH JUDICIAL DISTRICT
(VOTE FOR 4)
PART 2 OF 2
DETAIL

LEGISLATIVE DISTRICT OR TOWN	ELECTION DISTRICT	TOTAL VOTES	MATTHEW D. NAFUS	JUDY SINCLAIR	CRAIG DORAN	BILL TAYLOR	JAMES J. PIAMPIANO	JUDY SINCLAIR	CRAIG DORAN	BILL TAYLOR	JAMES J. PIAMPIANO	JUDY SINCLAIR	CRAIG DORAN	BILL TAYLOR	SCATTER	BLANK AND VOID
			WOR	WOR	WOR	WOR	IND	IND	IND	IND	REF	REF	REF	REF		
Greece																
	65	716	3	3	0	1	6	6	9	7	0	1	0	0	0	106
	66	292	2	1	0	0	0	1	1	0	1	0	0	0	0	44
	67	596	3	2	3	1	5	3	5	4	0	0	0	1	0	66
	68	744	4	2	0	1	5	3	4	1	0	1	1	1	4	78
	69	500	5	7	5	5	5	6	5	5	2	0	0	0	0	26
	70	1,484	6	4	3	6	11	13	14	12	2	1	3	2	0	146
	71	700	1	1	1	2	5	5	3	2	2	2	1	1	0	73
	72	908	6	4	6	5	7	4	4	7	2	1	1	0	0	130
	73	384	3	3	1	3	2	2	2	2	1	1	1	1	0	41
	74	404	1	2	1	0	6	4	6	4	0	0	0	0	0	53
	75	432	2	1	1	1	2	2	3	4	0	0	0	0	0	59
	76	488	2	2	1	1	2	1	2	3	0	0	1	1	0	72
	77	760	6	2	4	5	5	3	3	3	0	1	0	1	0	119
	78	364	3	1	1	2	5	4	4	3	0	0	0	0	0	36
	79	1,104	6	4	3	3	11	8	6	8	1	2	1	1	0	177
	80	1,008	7	7	5	2	10	4	4	6	1	1	0	0	0	123
	81	456	5	1	1	2	4	5	3	6	0	0	0	0	0	56
	82	364	2	0	1	2	4	1	2	2	1	3	1	2	0	56
	83	272	2	1	2	1	4	4	2	1	0	1	0	1	0	26
	84	616	3	2	4	4	2	2	2	3	1	2	2	1	0	69
	85	696	5	6	6	10	9	6	6	5	1	1	1	1	1	53
	86	868	3	2	1	2	6	5	6	5	1	2	2	2	0	110
	87	508	1	2	0	0	4	5	3	6	0	1	0	0	0	72
	88	704	4	4	3	2	13	7	9	11	0	0	1	0	0	81
	89	496	5	2	1	1	4	0	1	0	0	0	0	0	0	82
	90	612	3	2	2	4	2	4	3	1	0	0	0	0	0	89

STATE SUPREME COURT JUSTICE
 7TH JUDICIAL DISTRICT
 (VOTE FOR 4)
 PART 2 OF 2
 DETAIL

LEGISLATIVE DISTRICT OR TOWN	ELECTION DISTRICT	TOTAL VOTES	MATTHEW D. NAFUS	JUDY SINCLAIR	CRAIG DORAN	BILL TAYLOR	JAMES J. PIAMPIANO	JUDY SINCLAIR	CRAIG DORAN	BILL TAYLOR	JAMES J. PIAMPIANO	JUDY SINCLAIR	CRAIG DORAN	BILL TAYLOR	SCATTER	BLANK AND VOID
			WOR	WOR	WOR	WOR	IND	IND	IND	IND	REF	REF	REF	REF		
Greece																
	91	1,180	8	2	2	3	13	11	10	15	1	1	1	1	0	155
	92	860	3	1	3	5	3	2	4	3	3	2	2	2	0	133
	93	856	3	7	4	4	5	5	2	5	0	0	0	0	0	113
	94	620	6	7	5	4	4	6	6	5	0	0	1	0	0	48
	95	324	4	1	2	1	6	5	6	4	0	0	0	0	0	33
	96	780	1	2	2	3	12	7	11	11	1	1	1	2	0	115
	97	1,484	9	4	4	4	7	6	5	8	3	0	1	2	0	176
	98	900	4	6	8	5	9	4	7	7	4	3	4	3	0	138
	99	712	4	4	4	5	5	4	5	4	1	1	1	2	0	120
	100	928	4	1	2	1	15	9	11	10	0	0	0	0	4	105
	101	480	4	2	2	4	2	2	1	1	0	0	1	1	0	40
	102	784	6	4	5	4	6	4	4	3	3	2	1	3	0	76
	103	788	6	4	1	4	7	6	6	8	1	1	1	1	1	118
	104	516	0	2	0	1	4	3	3	3	0	1	0	0	0	45
	105	884	5	4	5	8	7	9	8	7	1	2	1	2	0	96
	106	460	3	2	2	2	2	1	2	1	1	0	0	0	0	27
	107	332	2	1	2	2	5	2	2	3	0	0	0	0	0	37
	108	464	3	1	2	5	5	4	6	5	3	2	1	1	0	72
	109	644	7	5	5	6	8	6	8	5	4	0	0	0	1	91
		65,088	435	298	311	315	607	486	509	513	85	72	62	66	31	7,630
Greece Hamlin																
	1	400	4	1	2	1	6	6	8	7	2	0	1	1	0	22
	2	740	3	1	4	2	9	6	7	7	1	0	1	0	0	69
	3	640	8	3	0	1	4	5	4	7	1	0	0	0	0	60
	4	464	2	1	1	3	3	2	3	4	2	0	1	0	1	36
	5	488	5	3	2	4	4	6	6	4	1	1	1	0	0	47

STATE SUPREME COURT JUSTICE
7TH JUDICIAL DISTRICT
(VOTE FOR 4)
PART 2 OF 2
DETAIL

LEGISLATIVE DISTRICT OR TOWN	ELECTION DISTRICT	TOTAL VOTES	MATTHEW D. NAFUS	JUDY SINCLAIR	CRAIG DORAN	BILL TAYLOR	JAMES J. PIAMPIANO	JUDY SINCLAIR	CRAIG DORAN	BILL TAYLOR	JAMES J. PIAMPIANO	JUDY SINCLAIR	CRAIG DORAN	BILL TAYLOR	SCATTER	BLANK AND VOID
			WOR	WOR	WOR	WOR	IND	IND	IND	IND	REF	REF	REF	REF		
Hamlin	6	532	4	5	5	4	6	7	5	3	2	2	2	2	4	56
	7	808	8	7	7	5	6	4	4	3	1	2	1	1	0	92
	8	352	3	2	3	0	5	5	5	4	0	0	0	0	0	52
	9	392	2	0	1	1	1	3	1	1	1	1	0	1	0	43
	10	692	1	3	1	1	3	4	5	6	1	1	1	1	4	71
		5,508	40	26	26	22	47	48	48	46	12	7	8	6	9	548
Hamlin	1	1,272	10	7	7	5	8	7	7	6	0	1	0	1	0	173
	2	904	9	7	5	2	11	9	10	12	1	0	2	1	2	116
	3	328	2	2	1	1	2	2	3	4	0	0	0	0	0	35
	4	904	3	0	2	4	11	7	8	6	0	0	0	0	0	99
	5	1,068	6	8	5	4	7	10	10	10	3	3	2	4	0	210
	6	996	9	8	6	5	16	10	10	12	2	1	0	0	4	189
	7	960	7	4	5	5	12	11	9	12	0	0	1	0	0	101
	8	1,060	9	4	4	8	14	9	14	10	2	3	0	1	0	174
	9	692	6	2	4	3	5	6	3	5	1	1	2	1	0	121
	10	936	7	7	2	7	10	9	9	7	2	2	2	2	0	135
	11	808	4	7	8	6	9	8	10	9	2	1	2	1	4	97
	12	884	6	6	7	6	18	12	14	15	1	0	0	2	0	107
	13	1,160	12	6	5	4	10	7	8	6	1	1	0	0	0	143
	14	708	6	3	5	4	6	1	2	2	2	1	0	1	0	119
	15	1,084	4	6	4	5	9	5	7	8	4	1	1	3	0	190
	16	668	6	3	4	4	9	5	9	8	0	0	0	0	0	92
	17	1,288	12	9	14	10	22	17	19	18	1	2	0	0	0	129
	18	1,176	4	2	3	4	11	5	8	6	1	2	1	2	0	183
	19	856	7	6	5	8	10	8	11	11	4	2	3	2	0	108

STATE SUPREME COURT JUSTICE
 7TH JUDICIAL DISTRICT
 (VOTE FOR 4)
 PART 2 OF 2
 DETAIL

LEGISLATIVE DISTRICT OR TOWN	ELECTION DISTRICT	TOTAL VOTES	MATTHEW	JUDY	CRAIG	BILL	JAMES	JUDY	CRAIG	BILL	JAMES	JUDY	CRAIG	BILL	SCATTER	BLANK AND VOID
			D. NAFUS WOR	SINCLAIR WOR	DORAN WOR	TAYLOR WOR	J. PIAMPIANO IND	SINCLAIR IND	DORAN IND	TAYLOR IND	J. PIAMPIANO REF	SINCLAIR REF	DORAN REF	TAYLOR REF		
Henrietta																
	20	1,324	6	6	9	5	17	15	12	9	3	1	2	0	0	147
	21	872	11	10	9	8	10	10	8	13	1	1	1	0	0	104
	22	1,496	5	6	4	5	10	9	9	7	2	0	0	0	0	164
	23	716	7	3	7	8	6	3	2	3	2	2	2	2	0	92
	24	1,048	12	9	7	10	11	7	7	8	2	0	0	1	0	170
	25	1,084	10	2	1	3	5	5	3	6	3	3	3	3	0	184
	26	1,984	14	11	12	8	19	16	15	13	2	2	3	4	0	321
	27	1,704	11	9	4	5	18	12	15	13	0	0	0	1	0	220
	28	1,180	4	4	4	5	12	7	11	9	1	0	2	1	0	171
	29	2,304	12	16	9	15	24	12	13	18	2	1	1	2	0	388
	30	1,824	11	12	10	9	22	13	14	15	1	1	2	2	0	319
	31	636	6	2	1	2	4	2	4	3	2	2	1	2	0	113
	32	1,464	6	7	5	4	7	5	8	8	2	1	3	2	0	205
	33	632	7	4	3	6	7	5	7	6	1	1	1	0	0	108
	34	476	1	6	2	1	5	3	2	2	0	0	0	0	0	56
	35	1,192	7	8	5	5	15	9	8	8	0	0	0	0	0	115
<hr/>			<hr/>	<hr/>	<hr/>	<hr/>	<hr/>	<hr/>	<hr/>	<hr/>	<hr/>	<hr/>	<hr/>	<hr/>	<hr/>	<hr/>
Henrietta		37,688	259	212	188	194	392	281	309	308	51	36	37	41	10	5,398
Irondequoit																
	1	852	3	6	2	4	9	5	6	5	3	1	2	3	0	108
	2	576	6	2	2	3	6	6	5	7	2	1	2	1	0	76
	3	856	8	4	6	5	13	12	13	10	0	1	0	1	0	130
	4	324	1	1	1	1	7	7	3	5	1	2	1	2	0	38
	5	608	10	7	7	7	6	3	4	2	2	0	0	0	0	51
	6	1,284	14	3	3	4	15	12	12	11	2	1	1	1	1	156
	7	1,204	8	4	5	3	12	11	10	9	0	0	0	0	0	130
	8	760	4	3	4	2	7	1	10	10	0	1	0	0	0	64

STATE SUPREME COURT JUSTICE
 7TH JUDICIAL DISTRICT
 (VOTE FOR 4)
 PART 2 OF 2
 DETAIL

LEGISLATIVE DISTRICT OR TOWN	ELECTION DISTRICT	TOTAL VOTES	MATTHEW D. NAFUS	JUDY SINCLAIR	CRAIG DORAN	BILL TAYLOR	JAMES J. PIAMPIANO	JUDY SINCLAIR	CRAIG DORAN	BILL TAYLOR	JAMES J. PIAMPIANO	JUDY SINCLAIR	CRAIG DORAN	BILL TAYLOR	SCATTER	BLANK AND VOID
			WOR	WOR	WOR	WOR	IND	IND	IND	IND	REF	REF	REF	REF		
Irondequoit	9	760	2	1	1	2	7	5	7	6	0	0	0	0	0	114
	10	1,000	7	6	5	5	9	6	5	7	1	0	1	0	0	99
	11	408	4	1	3	2	5	2	5	6	1	0	0	0	0	47
	12	460	8	9	6	6	6	5	9	8	1	1	1	0	0	34
	13	976	4	5	2	4	9	7	7	12	0	0	0	0	0	118
	14	948	7	7	7	7	11	6	6	9	1	1	2	2	0	88
	15	1,060	9	4	9	7	8	5	9	7	0	0	2	0	0	109
	16	1,420	13	8	10	9	11	10	12	12	1	1	2	1	0	168
	17	580	10	5	4	3	5	3	4	7	2	2	2	3	0	50
	18	688	1	3	3	2	7	6	5	6	1	0	0	0	0	58
	19	688	9	11	13	10	9	4	5	7	0	0	1	0	0	59
	20	796	9	4	5	7	10	6	6	9	2	0	0	0	0	70
	21	692	2	3	2	5	8	7	6	6	1	0	0	0	0	107
	22	992	9	3	6	3	10	5	5	10	1	1	2	2	0	126
	23	736	10	9	9	5	7	5	4	5	2	0	0	0	0	99
	24	756	9	2	5	4	3	3	6	3	1	0	1	0	0	114
	25	724	8	5	7	2	6	4	5	7	3	2	1	4	0	89
	26	428	2	3	2	2	4	1	2	3	0	0	0	0	0	65
	27	612	5	2	4	6	7	3	4	6	1	1	2	1	0	69
	28	592	4	2	3	3	5	5	4	4	1	0	0	0	0	55
	29	524	6	9	4	4	8	6	6	5	1	0	0	0	0	53
	30	748	8	7	9	6	8	10	7	7	0	0	0	0	0	87
	31	1,044	13	9	12	9	11	2	6	4	3	2	2	5	0	102
	32	664	9	7	6	5	4	4	5	3	1	2	3	1	0	85
	33	540	5	3	4	4	5	4	5	5	0	0	1	1	2	76
	34	1,112	4	3	2	1	7	4	6	5	3	2	1	2	0	147

STATE SUPREME COURT JUSTICE
7TH JUDICIAL DISTRICT
(VOTE FOR 4)
PART 2 OF 2
DETAIL

LEGISLATIVE DISTRICT OR TOWN	ELECTION DISTRICT	TOTAL VOTES	MATTHEW D. NAFUS	JUDY SINCLAIR	CRAIG DORAN	BILL TAYLOR	JAMES J. PIAMPIANO	JUDY SINCLAIR	CRAIG DORAN	BILL TAYLOR	JAMES J. PIAMPIANO	JUDY SINCLAIR	CRAIG DORAN	BILL TAYLOR	SCATTER	BLANK AND VOID
			WOR	WOR	WOR	WOR	IND	IND	IND	IND	REF	REF	REF	REF		
Irondequoit	35	448	7	6	3	4	9	7	9	7	0	0	0	2	3	42
	36	288	2	1	2	2	3	2	3	3	0	0	0	0	0	43
	37	504	1	3	3	2	2	3	2	4	0	0	0	0	0	67
	38	380	6	3	2	2	3	0	3	3	0	1	0	1	0	73
	39	244	1	0	0	0	5	2	5	4	0	0	0	0	0	30
	40	516	10	5	4	4	10	10	8	8	1	1	2	1	0	63
	41	600	3	4	4	3	6	3	4	4	1	0	0	0	0	94
	42	852	13	6	9	8	10	6	9	11	0	0	0	0	0	115
	43	500	6	2	1	2	6	6	5	4	1	0	0	0	3	59
	44	1,640	7	4	4	4	18	14	12	9	3	3	3	2	0	243
	45	532	3	2	1	2	5	4	6	7	0	0	0	0	0	51
	46	632	4	2	5	5	5	5	6	3	2	1	2	2	0	79
	47	260	1	1	1	1	0	0	0	0	1	1	1	1	0	21
	48	776	6	7	4	5	11	9	7	10	0	0	0	0	0	91
	49	1,012	7	2	4	2	12	10	11	12	1	0	2	2	0	137
	50	364	0	1	0	0	2	1	0	0	2	1	1	1	0	66
	51	1,088	11	3	3	4	16	12	11	8	1	1	2	2	0	118
	52	572	7	5	2	1	7	4	5	6	1	1	1	1	0	61
	53	580	4	5	7	4	5	6	3	3	1	0	1	2	0	119
	54	196	3	0	2	0	1	2	1	1	1	0	1	1	0	32
	55	768	8	6	3	3	10	3	8	7	2	2	3	2	0	103
	56	640	7	4	2	7	1	2	0	0	0	1	0	0	0	72
	57	1,024	5	6	5	3	6	6	5	7	1	2	1	2	0	135
	58	804	6	3	5	3	14	10	12	10	0	1	0	1	0	106
	59	656	3	4	4	3	11	5	3	6	0	0	2	0	0	75
	60	756	4	5	2	2	15	10	10	14	0	0	0	0	0	89

STATE SUPREME COURT JUSTICE
7TH JUDICIAL DISTRICT
(VOTE FOR 4)
PART 2 OF 2
DETAIL

LEGISLATIVE DISTRICT OR TOWN	ELECTION DISTRICT	TOTAL VOTES	MATTHEW D. NAFUS	JUDY SINCLAIR	CRAIG DORAN	BILL TAYLOR	JAMES J. PIAMPIANO	JUDY SINCLAIR	CRAIG DORAN	BILL TAYLOR	JAMES J. PIAMPIANO	JUDY SINCLAIR	CRAIG DORAN	BILL TAYLOR	SCATTER	BLANK AND VOID
			WOR	WOR	WOR	WOR	IND	IND	IND	IND	REF	REF	REF	REF		
Irondequoit																
	61	1,012	7	4	2	6	7	3	8	6	2	2	2	2	0	139
	62	836	10	3	5	5	6	9	5	9	0	0	0	1	0	97
	63	564	6	5	3	4	8	6	8	6	0	0	0	0	0	50
	64	164	1	0	0	1	1	0	0	0	0	0	0	0	0	30
	65	420	2	2	0	1	5	3	3	3	0	0	0	0	0	73
	66	212	0	0	2	0	1	1	1	0	0	0	0	1	0	33
	67	544	5	5	4	5	4	4	3	4	0	0	0	0	0	81
	68	612	3	5	3	3	1	1	3	2	0	0	0	0	0	54
		<u>47,408</u>	<u>400</u>	<u>275</u>	<u>274</u>	<u>253</u>	<u>491</u>	<u>354</u>	<u>393</u>	<u>409</u>	<u>59</u>	<u>40</u>	<u>54</u>	<u>57</u>	<u>9</u>	<u>5,782</u>
Irondequoit																
Mendon																
	1	1,028	6	3	5	7	13	13	14	12	2	1	2	4	0	126
	2	864	14	11	10	7	6	7	7	9	1	1	1	2	0	117
	3	1,136	6	3	4	4	8	5	10	9	1	1	0	1	2	107
	4	748	9	7	4	3	6	5	7	5	0	1	0	0	0	62
	5	1,056	7	4	2	1	8	7	6	10	0	0	1	0	0	94
	6	844	9	3	3	3	8	6	8	6	1	1	1	1	0	95
	7	1,060	5	1	2	1	11	9	9	10	2	1	2	3	1	105
	8	324	2	2	1	3	2	1	2	1	0	0	1	0	0	38
	9	840	6	2	4	4	6	4	4	6	2	0	0	0	1	84
		<u>7,900</u>	<u>64</u>	<u>36</u>	<u>35</u>	<u>33</u>	<u>68</u>	<u>57</u>	<u>67</u>	<u>68</u>	<u>9</u>	<u>6</u>	<u>8</u>	<u>11</u>	<u>4</u>	<u>828</u>
Mendon																
Ogden																
	1	628	4	1	3	5	3	4	4	4	0	0	1	0	0	66
	2	908	10	3	7	4	11	11	12	8	1	0	0	0	0	77
	3	920	6	4	3	6	11	6	5	5	1	0	1	0	0	68
	4	696	7	0	2	3	3	4	6	5	0	0	0	0	0	55

STATE SUPREME COURT JUSTICE
7TH JUDICIAL DISTRICT
(VOTE FOR 4)
PART 2 OF 2
DETAIL

LEGISLATIVE DISTRICT OR TOWN	ELECTION DISTRICT	TOTAL VOTES	MATTHEW D. NAFUS	JUDY SINCLAIR	CRAIG DORAN	BILL TAYLOR	JAMES J. PIAMPIANO	JUDY SINCLAIR	CRAIG DORAN	BILL TAYLOR	JAMES J. PIAMPIANO	JUDY SINCLAIR	CRAIG DORAN	BILL TAYLOR	SCATTER	BLANK AND VOID
			WOR	WOR	WOR	WOR	IND	IND	IND	IND	REF	REF	REF	REF		
Ogden																
	5	628	9	5	9	6	9	3	6	6	1	0	0	0	0	67
	6	760	6	2	2	3	10	7	9	8	1	0	0	1	0	73
	7	428	4	3	2	4	2	1	1	1	2	1	3	2	0	43
	8	740	6	8	5	7	4	1	1	1	1	0	1	0	0	90
	9	600	5	3	6	4	4	4	5	5	2	0	1	1	0	84
	10	788	1	2	2	6	5	5	6	5	1	1	1	3	0	88
	11	676	4	1	3	3	5	6	5	5	1	1	2	0	0	65
	12	780	5	2	3	5	4	4	6	5	0	1	1	1	0	67
	13	572	5	3	3	3	6	5	5	7	0	0	0	0	0	54
	14	560	5	5	2	4	5	5	5	8	0	1	0	0	0	64
	15	896	4	6	3	6	8	10	7	9	1	1	0	1	0	129
	16	472	2	2	3	1	7	2	1	2	1	1	1	1	0	34
	17	536	5	3	5	4	4	1	2	2	0	0	1	1	0	59
	18	732	5	4	4	7	9	5	5	5	2	0	1	1	0	51
	19	928	7	2	5	2	8	9	7	8	0	0	1	0	1	82
	20	872	7	5	4	3	10	7	9	9	0	0	0	0	0	87
Ogden		14,120	107	64	76	86	128	100	107	108	15	7	15	12	1	1,403
Parma																
	1	820	1	2	1	3	5	3	7	5	0	2	1	0	0	66
	2	784	5	5	3	3	4	3	4	3	0	0	1	0	0	84
	3	560	3	3	2	2	4	2	2	2	2	0	0	0	0	58
	4	684	2	4	5	3	6	5	5	4	1	1	1	1	0	85
	5	496	4	4	3	4	4	6	6	6	0	0	0	0	0	72
	6	336	3	0	0	0	5	5	4	4	0	0	0	0	0	49
	7	724	6	3	2	3	2	3	2	3	0	1	0	0	0	107
	8	1,124	6	5	5	3	13	13	11	8	0	2	1	0	1	148

STATE SUPREME COURT JUSTICE
7TH JUDICIAL DISTRICT
(VOTE FOR 4)
PART 2 OF 2
DETAIL

LEGISLATIVE DISTRICT OR TOWN	ELECTION DISTRICT	TOTAL VOTES	MATTHEW D. NAFUS	JUDY SINCLAIR	CRAIG DORAN	BILL TAYLOR	JAMES J. PIAMPIANO	JUDY SINCLAIR	CRAIG DORAN	BILL TAYLOR	JAMES J. PIAMPIANO	JUDY SINCLAIR	CRAIG DORAN	BILL TAYLOR	SCATTER	BLANK AND VOID
			WOR	WOR	WOR	WOR	IND	IND	IND	IND	REF	REF	REF	REF		
Parma																
	9	688	7	4	4	3	5	6	6	7	1	1	0	0	0	55
	10	744	8	4	2	4	4	4	4	3	1	1	0	0	0	43
	11	796	4	5	5	4	6	5	8	6	1	0	0	0	0	60
	12	628	2	6	3	4	4	6	3	6	1	0	0	0	0	73
	13	1,044	5	0	2	0	9	8	9	9	2	2	2	3	0	134
	14	440	1	3	3	2	4	4	5	5	0	1	0	0	0	54
	15	720	5	4	2	4	10	8	9	7	1	0	1	0	0	102
		<u>10,588</u>	<u>62</u>	<u>52</u>	<u>42</u>	<u>42</u>	<u>85</u>	<u>81</u>	<u>85</u>	<u>78</u>	<u>10</u>	<u>11</u>	<u>7</u>	<u>4</u>	<u>1</u>	<u>1,190</u>
Parma																
Penfield																
	1	280	5	3	2	4	4	3	4	3	0	0	0	0	0	43
	2	732	5	2	5	8	8	7	11	9	2	1	1	1	0	71
	3	716	5	4	4	2	9	8	7	9	2	0	2	0	0	70
	4	924	6	5	4	9	7	7	7	8	1	1	1	1	0	88
	5	924	8	3	6	4	9	8	8	11	0	0	1	1	0	75
	6	648	2	0	2	1	1	3	4	1	1	0	1	1	0	80
	7	856	2	3	4	1	9	10	10	11	0	0	0	0	0	94
	8	552	4	3	3	5	3	4	4	4	0	0	0	0	0	70
	9	1,152	8	4	5	5	16	6	8	8	2	4	2	1	0	124
	10	544	5	2	0	3	6	4	7	5	0	0	0	1	0	67
	11	388	3	1	1	1	1	1	2	2	0	0	0	0	1	38
	12	776	8	5	5	3	7	4	5	5	1	0	0	0	0	82
	13	924	6	4	4	5	6	4	6	6	1	0	0	2	0	144
	14	976	6	2	3	1	7	5	7	11	2	1	1	0	0	106
	15	960	8	9	3	4	14	8	15	11	2	2	1	2	0	114
	16	360	4	4	2	1	6	3	6	6	2	1	0	0	2	42
	17	828	5	7	2	6	12	4	7	6	1	2	2	1	0	70

STATE SUPREME COURT JUSTICE
 7TH JUDICIAL DISTRICT
 (VOTE FOR 4)
 PART 2 OF 2
 DETAIL

LEGISLATIVE DISTRICT OR TOWN	ELECTION DISTRICT	TOTAL VOTES	MATTHEW D. NAFUS	JUDY SINCLAIR	CRAIG DORAN	BILL TAYLOR	JAMES J. PIAMPIANO	JUDY SINCLAIR	CRAIG DORAN	BILL TAYLOR	JAMES J. PIAMPIANO	JUDY SINCLAIR	CRAIG DORAN	BILL TAYLOR	SCATTER	BLANK AND VOID
			WOR	WOR	WOR	WOR	IND	IND	IND	IND	REF	REF	REF	REF		
Penfield	18	612	7	4	8	4	5	6	7	7	1	1	1	2	0	38
	19	1,156	6	7	5	5	18	9	14	10	2	1	3	3	0	94
	20	904	7	7	4	6	8	3	7	3	0	0	0	1	1	98
	21	864	9	7	8	7	13	12	7	6	0	1	5	3	0	88
	22	656	4	2	4	4	5	2	4	5	1	0	0	1	0	87
	23	952	6	2	1	4	10	7	7	10	1	0	0	0	1	75
	24	1,052	10	4	5	3	19	16	14	14	0	0	0	0	0	105
	25	576	6	1	2	2	11	7	6	6	0	0	0	0	0	59
	26	428	2	1	3	1	8	5	8	8	1	1	1	1	0	35
	27	892	6	3	7	4	13	8	8	7	0	0	1	0	1	102
	28	596	4	2	2	1	7	5	7	6	0	0	0	0	0	51
	29	820	4	2	4	5	8	5	5	5	0	0	0	1	0	84
	30	1,120	6	1	4	6	13	8	9	11	0	0	1	2	1	134
	31	504	0	0	2	2	5	4	4	4	0	0	0	1	0	56
	32	476	5	5	7	4	4	2	1	1	1	0	0	1	0	41
	33	804	6	4	5	4	7	4	9	6	1	0	2	1	0	99
	34	684	6	4	2	3	5	4	4	5	0	0	0	0	0	83
	35	788	3	2	1	1	8	9	9	7	0	1	0	2	0	119
	36	596	6	1	3	1	7	6	4	5	2	1	2	2	0	48
	37	1,380	5	3	3	3	14	15	15	16	2	2	3	2	0	167
	38	552	5	1	2	2	6	4	7	5	0	0	0	0	0	42
	39	400	2	1	1	0	4	5	4	3	1	0	0	0	0	45
	40	784	3	5	2	2	10	10	8	8	0	0	0	1	0	104
	41	1,120	4	3	3	7	13	9	10	10	1	0	1	1	0	121
	42	588	1	0	1	1	10	7	10	10	0	0	0	0	0	72
Penfield		31,844	213	133	144	145	356	261	306	294	31	20	32	36	7	3,425

STATE SUPREME COURT JUSTICE
 7TH JUDICIAL DISTRICT
 (VOTE FOR 4)
 PART 2 OF 2
 DETAIL

LEGISLATIVE DISTRICT OR TOWN	ELECTION DISTRICT	TOTAL VOTES	MATTHEW	JUDY	CRAIG	BILL	JAMES	JUDY	CRAIG	BILL	JAMES	JUDY	CRAIG	BILL	SCATTER	BLANK AND VOID
			D. NAFUS WOR	SINCLAIR WOR	DORAN WOR	TAYLOR WOR	J. PIAMPIANO IND	SINCLAIR IND	DORAN IND	TAYLOR IND	J. PIAMPIANO REF	SINCLAIR REF	DORAN REF	TAYLOR REF		
Perinton	1	1,188	5	8	8	8	6	6	8	6	1	1	2	1	0	102
	2	916	6	4	2	6	13	10	11	10	2	2	2	1	0	65
	3	808	6	6	7	6	8	4	4	8	3	1	1	2	0	62
	4	608	7	3	4	3	9	5	3	7	0	0	0	1	0	52
	5	308	2	3	1	2	6	5	6	7	1	1	2	2	0	40
	6	688	10	6	4	3	3	3	4	3	0	0	0	0	0	65
	7	840	6	5	4	2	10	6	7	9	0	0	0	0	0	78
	8	852	7	4	2	2	8	5	12	6	2	1	1	2	0	51
	9	1,180	7	4	5	5	14	10	14	9	0	2	0	0	0	107
	10	880	2	2	2	3	5	6	6	8	1	1	0	0	1	80
	11	512	4	3	2	5	7	3	3	4	1	1	1	1	0	45
	12	844	11	0	3	5	6	6	9	9	4	5	4	4	0	74
	13	816	1	1	2	2	7	4	7	5	0	1	0	0	0	44
	14	868	2	4	2	4	7	3	6	5	5	3	3	2	0	68
	15	636	3	2	2	0	6	7	5	7	1	1	0	0	0	67
	16	696	2	1	4	4	10	7	10	9	3	3	3	2	0	43
	17	928	7	3	5	7	5	4	7	7	1	2	1	1	0	79
	18	888	8	6	5	4	12	11	11	10	2	0	2	2	0	83
	19	716	6	0	0	1	4	6	7	7	4	4	2	3	0	61
	20	704	2	2	0	0	8	3	6	6	3	0	1	0	0	62
	21	1,108	11	4	7	5	9	6	7	10	3	3	3	3	0	98
	22	556	6	5	4	3	6	6	5	7	0	0	0	0	0	39
	23	1,164	15	4	9	10	11	10	11	10	1	1	1	1	0	109
	24	1,248	4	3	3	4	8	8	7	11	2	3	3	3	0	134
	25	640	5	5	3	3	3	1	3	1	0	0	0	1	0	110
	26	928	8	7	3	4	10	10	9	13	0	0	0	2	1	118

STATE SUPREME COURT JUSTICE
7TH JUDICIAL DISTRICT
(VOTE FOR 4)
PART 2 OF 2
DETAIL

LEGISLATIVE DISTRICT OR TOWN	ELECTION DISTRICT	TOTAL VOTES	MATTHEW D. NAFUS	JUDY SINCLAIR	CRAIG DORAN	BILL TAYLOR	JAMES J. PIAMPIANO	JUDY SINCLAIR	CRAIG DORAN	BILL TAYLOR	JAMES J. PIAMPIANO	JUDY SINCLAIR	CRAIG DORAN	BILL TAYLOR	SCATTER	BLANK AND VOID
			WOR	WOR	WOR	WOR	IND	IND	IND	IND	REF	REF	REF	REF		
Perinton																
	27	748	2	5	5	4	4	3	3	7	0	0	1	0	0	62
	28	728	8	5	5	6	7	5	5	4	1	1	1	1	0	35
	29	468	8	7	6	3	4	4	3	3	0	0	0	0	0	41
	30	664	3	4	4	4	6	5	6	7	2	2	1	2	0	37
	31	952	5	3	4	4	8	7	9	9	0	1	1	1	0	72
	32	624	1	5	1	3	10	5	8	7	2	1	2	1	0	43
	33	908	6	3	5	3	7	5	10	7	1	1	1	0	0	76
	34	940	9	4	7	8	19	12	15	16	0	1	1	0	0	114
	35	748	6	7	3	4	9	4	5	4	1	0	1	1	0	69
	36	336	1	1	1	0	1	1	0	0	0	0	0	0	0	29
	37	744	7	6	5	6	9	7	8	7	1	0	2	0	1	50
	38	924	8	2	4	3	11	13	13	11	1	1	1	2	2	65
	39	844	1	4	3	3	11	8	10	6	2	2	2	2	2	65
	40	612	4	3	3	2	9	8	9	10	1	1	1	1	0	55
	41	580	4	1	1	1	8	6	10	7	0	0	1	2	1	53
	42	700	4	2	2	0	6	7	6	4	1	0	0	1	0	94
	43	1,428	5	11	5	7	11	9	13	9	3	1	1	2	0	106
	44	752	4	4	5	4	8	6	8	10	1	1	3	1	0	67
	45	1,184	5	3	5	4	5	7	6	5	2	1	3	2	0	106
	46	452	3	1	1	1	3	1	3	3	0	0	0	0	0	48
	47	760	4	3	3	5	8	5	8	6	1	1	0	0	2	55
	48	616	3	1	1	1	8	7	8	7	0	0	0	0	0	19
	49	748	4	5	4	4	8	7	11	11	1	2	1	2	0	51
	50	220	2	4	1	0	2	2	1	2	0	0	0	1	0	20
	51	1,020	5	4	3	4	4	5	4	4	0	1	0	0	2	60
	52	740	6	1	8	4	4	2	3	5	1	1	2	1	0	78

STATE SUPREME COURT JUSTICE
7TH JUDICIAL DISTRICT
(VOTE FOR 4)
PART 2 OF 2
DETAIL

LEGISLATIVE DISTRICT OR TOWN	ELECTION DISTRICT	TOTAL VOTES	MATTHEW	JUDY	CRAIG	BILL	JAMES	JUDY	CRAIG	BILL	JAMES	JUDY	CRAIG	BILL	SCATTER	BLANK AND VOID
			D. NAFUS WOR	SINCLAIR WOR	DORAN WOR	TAYLOR WOR	J. PIAMPIANO IND	SINCLAIR IND	DORAN IND	TAYLOR IND	J. PIAMPIANO REF	SINCLAIR REF	DORAN REF	TAYLOR REF		
Perinton																
	53	756	8	6	4	8	5	6	7	5	1	1	2	2	0	58
	54	1,352	6	3	6	5	17	15	13	14	1	0	0	3	0	105
	55	880	5	3	3	2	9	12	8	10	0	1	1	0	0	45
	56	884	3	4	4	4	11	8	7	8	1	1	1	0	0	90
		44,832	293	210	205	208	433	347	408	402	65	58	62	62	12	3,804
Perinton																
Pittsford																
	1	776	8	5	6	4	7	7	6	5	2	1	2	1	0	109
	2	832	5	6	4	5	10	6	7	11	0	0	0	0	3	70
	3	1,448	8	3	7	2	9	7	10	8	1	1	1	2	0	187
	4	924	7	5	7	5	3	1	8	1	2	2	0	0	1	97
	5	648	3	1	1	0	4	3	2	4	0	0	0	0	0	65
	6	592	7	5	5	7	5	3	7	7	0	0	3	1	0	98
	7	320	4	1	1	2	2	3	4	3	0	0	0	1	0	25
	8	908	4	4	2	5	7	6	6	6	1	0	0	1	0	104
	9	1,000	6	3	4	3	7	4	6	9	3	2	2	3	0	88
	10	848	5	2	2	3	7	4	4	7	1	1	2	2	0	87
	11	708	7	5	3	3	5	4	3	3	1	1	1	0	0	86
	12	736	2	1	2	3	5	3	7	7	1	1	1	1	0	86
	13	592	5	6	5	7	5	3	3	5	0	0	1	0	2	58
	14	1,144	5	1	3	4	8	7	7	9	0	0	0	1	0	123
	15	472	4	6	4	4	7	6	7	6	0	0	0	0	0	61
	16	584	7	3	2	4	6	4	6	6	0	0	0	0	0	35
	17	1,008	6	4	5	4	13	9	12	11	1	1	1	1	4	92
	18	648	4	3	3	1	3	3	3	5	1	0	0	0	0	61
	19	572	2	0	0	1	3	3	1	2	0	0	0	0	0	69
	20	968	6	3	6	2	10	8	10	8	1	0	1	0	0	99

STATE SUPREME COURT JUSTICE
7TH JUDICIAL DISTRICT
(VOTE FOR 4)
PART 2 OF 2
DETAIL

LEGISLATIVE DISTRICT OR TOWN	ELECTION DISTRICT	TOTAL VOTES	MATTHEW D. NAFUS	JUDY SINCLAIR	CRAIG DORAN	BILL TAYLOR	JAMES J. PIAMPIANO	JUDY SINCLAIR	CRAIG DORAN	BILL TAYLOR	JAMES J. PIAMPIANO	JUDY SINCLAIR	CRAIG DORAN	BILL TAYLOR	SCATTER	BLANK AND VOID
			WOR	WOR	WOR	WOR	IND	IND	IND	IND	REF	REF	REF	REF		
Pittsford																
	21	780	4	3	3	3	5	2	7	8	1	1	1	1	0	69
	22	1,252	10	5	4	6	13	5	9	8	0	0	0	2	0	68
	23	768	3	2	1	8	6	5	6	6	0	0	0	1	1	76
	24	1,024	2	3	7	6	8	6	7	8	0	0	0	1	0	118
	25	1,256	6	2	8	5	16	8	11	16	0	0	0	0	0	147
	26	772	8	1	2	3	5	7	10	6	3	4	3	4	0	49
	27	604	5	0	5	0	5	2	5	3	1	1	1	2	0	57
	28	628	4	3	2	2	2	1	1	2	0	1	1	1	0	74
	29	872	8	4	3	6	8	6	8	11	1	0	1	0	2	110
	30	684	5	2	2	4	4	5	10	7	0	1	0	0	0	60
	31	892	5	2	4	1	7	3	5	7	2	1	1	1	0	94
	32	860	3	3	3	1	5	3	2	4	0	0	0	1	0	81
	33	856	7	3	7	9	11	6	8	8	2	1	2	3	0	99
	34	984	7	2	2	2	10	4	8	5	1	0	0	0	0	103
		27,960	182	102	125	125	231	157	216	222	26	20	25	31	13	2,905
Pittsford																
Riga																
	1	1,244	9	5	5	4	12	9	12	12	4	3	2	1	0	145
	2	1,108	6	3	5	3	6	5	6	6	0	0	0	0	0	109
	3	536	1	3	2	3	4	6	5	7	1	1	1	1	0	59
	4	848	9	2	3	3	6	7	9	8	0	0	0	0	0	119
	5	780	2	1	1	2	10	6	7	7	2	1	1	1	0	79
	6	704	2	0	3	1	4	5	4	6	0	0	0	0	0	60
		5,220	29	14	19	16	42	38	43	46	7	5	4	3	0	571

STATE SUPREME COURT JUSTICE
7TH JUDICIAL DISTRICT
(VOTE FOR 4)
PART 2 OF 2
DETAIL

LEGISLATIVE DISTRICT OR TOWN	ELECTION DISTRICT	TOTAL VOTES	MATTHEW	JUDY	CRAIG	BILL	JAMES	JUDY	CRAIG	BILL	JAMES	JUDY	CRAIG	BILL	SCATTER	BLANK AND VOID
			D. NAFUS WOR	SINCLAIR WOR	DORAN WOR	TAYLOR WOR	J. PIAMPIANO IND	SINCLAIR IND	DORAN IND	TAYLOR IND	J. PIAMPIANO REF	SINCLAIR REF	DORAN REF	TAYLOR REF		
Rush																
	1	1,372	12	11	6	7	6	4	7	5	2	1	1	2	4	208
	2	908	4	7	2	1	13	12	16	18	3	3	2	2	0	102
	3	1,404	9	4	6	6	15	15	18	17	6	4	4	6	0	187
	4	1,088	11	5	5	6	7	5	6	6	3	1	1	0	0	121
		4,772	36	27	19	20	41	36	47	46	14	9	8	10	4	618
Rush																
Sweden																
	1	1,008	5	5	5	8	10	10	9	11	5	7	5	7	0	134
	2	436	5	7	4	5	3	5	3	5	1	0	1	0	0	41
	3	1,088	14	14	12	11	10	7	11	9	1	2	1	3	2	124
	4	1,092	13	3	7	6	11	9	11	11	0	0	1	1	4	136
	5	296	4	1	1	0	2	2	3	2	0	0	0	0	0	43
	6	868	11	6	6	6	9	6	7	5	1	1	0	0	0	113
	7	1,152	6	4	7	6	13	10	8	9	1	0	1	1	0	138
	8	744	9	4	4	3	9	10	6	7	1	0	1	1	0	106
	9	572	3	2	1	4	9	8	7	6	0	0	0	0	1	81
	10	1,268	6	6	4	3	12	11	9	12	3	1	3	3	0	211
	11	320	5	2	2	2	1	0	2	1	0	1	0	0	0	42
	12	760	4	3	2	2	10	8	9	9	3	2	2	3	0	89
		9,604	85	57	55	56	99	86	85	87	16	14	15	19	7	1,258
Sweden																
Webster																
	1	860	7	3	4	4	3	2	3	5	1	0	0	2	0	90
	2	744	10	5	3	3	9	6	5	8	1	2	2	1	0	88
	3	932	5	3	4	4	8	3	7	10	3	1	0	0	0	116
	4	340	7	5	6	5	4	2	3	5	2	1	1	0	0	39
	5	784	9	6	9	8	5	2	4	4	1	2	0	1	0	134

STATE SUPREME COURT JUSTICE
7TH JUDICIAL DISTRICT
(VOTE FOR 4)
PART 2 OF 2
DETAIL

LEGISLATIVE DISTRICT OR TOWN	ELECTION DISTRICT	TOTAL VOTES	MATTHEW D. NAFUS	JUDY SINCLAIR	CRAIG DORAN	BILL TAYLOR	JAMES J. PIAMPIANO	JUDY SINCLAIR	CRAIG DORAN	BILL TAYLOR	JAMES J. PIAMPIANO	JUDY SINCLAIR	CRAIG DORAN	BILL TAYLOR	SCATTER	BLANK AND VOID
			WOR	WOR	WOR	WOR	IND	IND	IND	IND	REF	REF	REF	REF		
Webster																
	6	508	2	1	2	1	4	2	4	4	0	0	0	1	0	60
	7	756	5	3	2	2	10	9	8	9	2	1	1	2	1	109
	8	700	3	6	7	5	13	10	12	13	0	1	0	0	0	73
	9	468	3	1	4	2	2	2	3	2	0	0	0	0	0	45
	10	1,428	7	4	5	5	21	17	20	20	0	0	0	0	0	148
	11	616	10	4	6	7	4	5	5	6	1	0	0	1	0	84
	12	1,132	3	1	1	2	14	13	18	16	1	1	0	0	0	115
	13	724	3	2	4	3	8	6	11	6	0	0	0	0	0	73
	14	684	4	1	3	3	7	3	4	8	0	0	0	0	1	43
	15	604	4	5	6	6	11	10	8	12	1	1	1	2	0	56
	16	760	4	3	4	3	5	3	4	5	1	0	1	0	0	71
	17	616	3	3	3	5	5	3	4	5	0	0	0	1	0	57
	18	484	2	0	1	1	7	5	6	7	0	0	0	0	0	50
	19	1,152	6	2	4	5	10	8	9	9	2	2	1	2	0	107
	20	1,064	5	3	4	7	16	15	14	16	1	0	0	0	0	128
	21	800	5	3	4	5	9	7	9	5	2	2	2	3	0	73
	22	776	8	4	5	4	9	6	4	5	1	0	1	1	1	91
	23	640	7	3	3	4	8	3	2	5	2	1	2	1	0	75
	24	1,536	10	3	9	8	14	16	18	18	1	0	1	0	0	199
	25	300	2	1	0	0	2	1	2	2	1	0	1	0	0	44
	26	660	6	5	2	5	7	3	5	6	0	1	0	0	1	95
	27	888	7	2	4	6	4	3	2	4	0	0	0	0	0	95
	28	616	2	4	3	3	7	1	4	4	0	2	1	1	0	51
	29	528	0	5	3	1	11	8	10	11	0	0	0	0	0	52
	30	484	5	2	3	2	6	6	5	5	0	0	0	0	0	86
	31	984	4	3	5	5	7	6	7	10	1	0	0	0	1	130

STATE SUPREME COURT JUSTICE
7TH JUDICIAL DISTRICT
(VOTE FOR 4)
PART 2 OF 2
DETAIL

LEGISLATIVE DISTRICT OR TOWN	ELECTION DISTRICT	TOTAL VOTES	MATTHEW D. NAFUS	JUDY SINCLAIR	CRAIG DORAN	BILL TAYLOR	JAMES J. PIAMPIANO	JUDY SINCLAIR	CRAIG DORAN	BILL TAYLOR	JAMES J. PIAMPIANO	JUDY SINCLAIR	CRAIG DORAN	BILL TAYLOR	SCATTER	BLANK AND VOID
			WOR	WOR	WOR	WOR	IND	IND	IND	IND	REF	REF	REF	REF		
Webster																
	32	1,112	3	5	2	2	6	2	4	1	1	0	1	1	0	127
	33	840	8	1	6	6	9	6	8	5	0	0	0	1	0	95
	34	620	5	0	1	3	5	4	10	5	0	0	0	1	0	46
	35	620	4	4	3	3	4	3	5	6	1	0	0	0	0	69
	36	564	7	1	3	0	10	5	8	9	1	2	1	1	0	46
	37	1,128	11	5	4	3	15	9	13	12	3	3	1	1	0	115
	38	724	2	2	4	2	6	5	5	7	0	0	0	0	0	76
	39	892	5	2	5	2	10	7	9	10	0	0	0	1	0	115
	40	1,544	9	7	5	5	15	10	10	14	2	4	3	3	0	188
	41	896	10	1	6	3	9	9	10	12	0	0	0	0	0	78
	42	788	4	1	2	1	9	8	8	10	0	0	0	0	0	64
	43	504	3	1	3	3	2	4	2	1	0	0	0	0	0	68
		33,800	229	126	167	157	350	258	312	337	33	27	21	28	5	3,764
Webster Wheatland																
	1	808	11	7	5	4	6	4	3	4	1	0	1	1	0	110
	2	784	10	2	7	3	8	7	8	9	0	0	0	0	0	129
	3	860	11	5	4	5	6	6	7	8	2	3	3	3	0	104
	4	644	10	6	6	7	5	3	4	4	1	1	1	0	0	70
	5	828	13	3	5	3	6	9	8	7	2	0	1	0	0	105
		3,924	55	23	27	22	31	29	30	32	6	4	6	4	0	518
TOWNS		436,296	3,196	2,148	2,239	2,212	4,212	3,229	3,659	3,665	563	422	460	480	139	49,497
GRAND TOTAL:		523,248	4,281	2,987	3,043	2,991	4,914	3,685	4,181	4,212	721	537	574	611	219	66,091

COUNTY EXECUTIVE
SUMMARY

LEGISLATIVE DISTRICT OR TOWN	TOTAL VOTES	SANDY FRANKEL	CHERYL DINOLFO	CHERYL DINOLFO	RAJESH BARNABAS	SANDY FRANKEL	CHERYL DINOLFO	CHERYL DINOLFO	SCATTER	BLANK AND VOID
		DEM	REP	CON	GRE	WOR	IND	REF		
Leg. Dist. 07	370	140	136	39	17	9	18	1	0	10
Leg. Dist. 16	7	4	3	0	0	0	0	0	0	0
Leg. Dist. 21	2,742	1,615	564	117	139	146	77	16	2	66
Leg. Dist. 22	1,413	1,042	147	30	47	30	15	6	1	95
Leg. Dist. 23	4,055	2,429	900	169	176	200	114	15	2	50
Leg. Dist. 24	2,435	1,479	460	65	144	180	58	8	3	38
Leg. Dist. 25	2,203	1,535	239	49	99	79	30	13	3	156
Leg. Dist. 26	2,244	949	806	185	79	75	69	8	8	65
Leg. Dist. 27	2,886	2,007	413	92	103	94	46	10	1	120
Leg. Dist. 28	1,455	816	358	82	41	48	34	5	2	69
Leg. Dist. 29	1,928	1,197	390	89	59	52	37	6	0	98
CITY	21,738	13,213	4,416	917	904	913	498	88	22	767
Brighton	8,267	4,827	2,221	398	236	292	184	28	3	78
Chili	5,506	1,520	2,757	722	108	125	166	20	2	86
Clarkson	1,039	245	517	172	28	24	33	4	0	16
East Rochester	1,147	370	509	87	45	32	41	8	3	52
Gates	5,551	1,653	2,819	555	114	96	153	22	2	137
Greece	16,272	4,408	8,390	1,997	291	298	544	70	21	253
Hamlin	1,377	300	745	201	27	30	45	3	3	23
Henrietta	9,422	3,544	3,981	822	225	200	311	21	3	315
Irondequoit	11,852	4,278	5,256	979	328	303	459	43	7	199
Mendon	1,975	606	947	229	39	40	80	11	1	22
Ogden	3,530	795	1,855	564	69	58	121	15	3	50
Parma	2,647	539	1,437	434	45	49	94	8	1	40
Penfield	7,961	2,686	3,774	758	178	166	252	24	7	116
Perinton	11,208	3,697	5,514	1,034	256	169	375	46	3	114
Pittsford	6,990	2,761	3,185	499	139	104	197	22	4	79
Riga	1,305	289	724	179	25	25	38	8	1	16
Rush	1,193	356	558	136	22	28	41	7	1	44
Sweden	2,401	774	993	303	73	66	91	12	0	89

COUNTY EXECUTIVE
SUMMARY

LEGISLATIVE DISTRICT OR TOWN	TOTAL VOTES	SANDY FRANKEL DEM	CHERYL DINOLFO REP	CHERYL DINOLFO CON	RAJESH BARNABAS GRE	SANDY FRANKEL WOR	CHERYL DINOLFO IND	CHERYL DINOLFO REF	SCATTER	BLANK AND VOID
Webster	8,450	2,330	4,344	979	232	162	272	23	6	102
Wheatland	981	295	447	134	17	26	37	4	0	21
TOWNS	109,074	36,273	50,973	11,182	2,497	2,293	3,534	399	71	1,852
GRAND TOTAL:	130,812	49,486	55,389	12,099	3,401	3,206	4,032	487	93	2,619

COUNTY EXECUTIVE
DETAIL

LEGISLATIVE DISTRICT OR TOWN	ELECTION DISTRICT	TOTAL VOTES	SANDY FRANKEL	CHERYL DINOLFO	CHERYL DINOLFO	RAJESH BARNABAS	SANDY FRANKEL	CHERYL DINOLFO	CHERYL DINOLFO	SCATTER	BLANK AND VOID
			DEM	REP	CON	GRE	WOR	IND	REF		
Leg. Dist. 07											
	1	214	77	90	21	7	3	13	0	0	3
	2	156	63	46	18	10	6	5	1	0	7
Leg. Dist. 07		370	140	136	39	17	9	18	1	0	10
Leg. Dist. 16											
	1	7	4	3	0	0	0	0	0	0	0
Leg. Dist. 16		7	4	3	0	0	0	0	0	0	0
Leg. Dist. 21											
	1	145	73	35	7	9	17	4	0	0	0
	2	118	60	31	6	9	6	4	0	0	2
	3	55	32	8	5	2	1	0	2	0	5
	4	59	31	19	2	1	1	1	0	0	4
	5	86	41	15	4	5	9	7	2	0	3
	6	114	70	16	4	5	5	6	2	1	5
	7	222	125	55	13	10	9	7	1	0	2
	8	66	37	11	3	3	7	1	1	0	3
	9	136	79	30	5	8	8	1	1	0	4
	10	236	153	50	7	5	7	9	0	0	5
	11	80	58	14	3	0	1	2	0	0	2
	12	240	126	54	6	22	16	12	2	0	2
	13	75	46	8	3	4	13	0	0	1	0
	14	53	21	21	3	5	0	1	0	0	2
	15	131	81	28	9	3	5	2	0	0	3
	16	36	20	11	3	0	1	1	0	0	0
	17	105	66	19	4	4	6	2	0	0	4
	18	84	63	12	3	1	1	0	0	0	4
	19	25	21	2	0	0	1	1	0	0	0
	20	63	34	13	2	4	5	3	1	0	1
	21	64	43	10	1	7	1	2	0	0	0
	22	95	63	10	6	4	1	4	2	0	5
	23	86	52	14	5	5	6	1	0	0	3

COUNTY EXECUTIVE
DETAIL

LEGISLATIVE DISTRICT OR TOWN	ELECTION DISTRICT	TOTAL VOTES	SANDY FRANKEL	CHERYL DINOLFO	CHERYL DINOLFO	RAJESH BARNABAS	SANDY FRANKEL	CHERYL DINOLFO	CHERYL DINOLFO	SCATTER	BLANK AND VOID
			DEM	REP	CON	GRE	WOR	IND	REF		
Leg. Dist. 21											
	24	187	100	46	11	10	13	4	1	0	2
	25	77	57	10	0	4	2	1	0	0	3
	26	48	30	10	1	5	1	0	0	0	1
	27	56	33	12	1	4	3	1	1	0	1
Leg. Dist. 21		2,742	1,615	564	117	139	146	77	16	2	66
Leg. Dist. 22											
	1	99	70	19	3	4	0	1	0	0	2
	2	21	17	1	1	1	0	1	0	0	0
	3	67	41	3	1	2	3	2	0	0	15
	4	28	24	1	0	0	1	0	0	0	2
	5	49	39	3	0	1	1	1	0	0	4
	6	52	41	2	2	1	2	0	0	0	4
	7	19	14	1	0	1	0	0	0	0	3
	8	60	41	9	2	2	1	0	0	0	5
	9	45	38	2	0	1	0	0	0	0	4
	10	48	40	2	1	1	0	1	1	0	2
	11	84	69	4	1	4	1	0	0	0	5
	12	35	27	3	0	2	0	0	0	0	3
	13	15	9	2	0	1	0	0	0	0	3
	14	61	41	8	1	2	4	2	0	0	3
	15	78	60	6	1	0	3	0	0	0	8
	16	25	21	3	1	0	0	0	0	0	0
	17	16	12	2	0	0	1	1	0	0	0
	18	44	29	4	2	1	1	0	0	0	7
	19	38	22	4	2	2	0	0	1	1	6
	20	67	52	5	0	3	2	0	1	0	4
	21	41	35	1	0	1	0	1	0	0	3
	22	46	40	2	1	1	1	1	0	0	0
	23	40	30	3	1	1	1	0	0	0	4
	24	17	15	0	1	0	1	0	0	0	0

COUNTY EXECUTIVE
DETAIL

LEGISLATIVE DISTRICT OR TOWN	ELECTION DISTRICT	TOTAL VOTES	SANDY FRANKEL	CHERYL DINOLFO	CHERYL DINOLFO	RAJESH BARNABAS	SANDY FRANKEL	CHERYL DINOLFO	CHERYL DINOLFO	SCATTER	BLANK AND VOID
			DEM	REP	CON	GRE	WOR	IND	REF		
Leg. Dist. 22											
	25	178	109	38	8	6	5	3	2	0	7
	26	79	60	12	0	6	0	1	0	0	0
	27	61	46	7	1	3	2	0	1	0	1
		<u>1,413</u>	<u>1,042</u>	<u>147</u>	<u>30</u>	<u>47</u>	<u>30</u>	<u>15</u>	<u>6</u>	<u>1</u>	<u>95</u>
Leg. Dist. 22											
Leg. Dist. 23											
	1	67	41	15	0	1	7	3	0	0	0
	2	96	59	15	2	12	2	3	0	0	3
	3	121	65	28	3	8	16	0	0	0	1
	4	217	140	40	10	9	11	5	1	0	1
	5	45	27	8	1	3	3	2	0	0	1
	6	73	46	11	2	5	6	3	0	0	0
	7	131	84	17	5	8	14	2	0	0	1
	8	108	68	14	8	5	8	0	2	0	3
	9	119	82	19	6	3	5	3	0	0	1
	10	109	76	22	4	2	2	2	0	0	1
	11	107	64	25	2	4	9	2	0	1	0
	12	208	122	54	10	8	10	3	0	0	1
	13	130	79	34	3	6	4	3	0	0	1
	14	93	67	11	1	7	5	2	0	0	0
	15/29	79	43	18	6	4	6	0	0	0	2
	16	92	58	23	5	3	1	2	0	0	0
	17	195	103	42	14	11	12	4	1	0	8
	18	326	167	90	21	11	16	15	1	0	5
	19	173	95	52	5	7	5	6	2	0	1
	20	205	135	33	8	5	8	11	1	0	4
	21	192	114	52	7	4	12	2	0	0	1
	22	166	99	37	6	7	7	8	0	0	2
	23	87	63	12	0	7	1	1	1	1	1
	24	144	75	44	8	9	3	4	0	0	1
	25	247	146	57	10	6	12	7	2	0	7

COUNTY EXECUTIVE
DETAIL

LEGISLATIVE DISTRICT OR TOWN	ELECTION DISTRICT	TOTAL VOTES	SANDY FRANKEL	CHERYL DINOLFO	CHERYL DINOLFO	RAJESH BARNABAS	SANDY FRANKEL	CHERYL DINOLFO	CHERYL DINOLFO	SCATTER	BLANK AND VOID
			DEM	REP	CON	GRE	WOR	IND	REF		
Leg. Dist. 23											
	26	301	181	84	6	7	7	13	0	0	3
	27	126	61	34	11	6	3	7	3	0	1
	28	98	69	9	5	8	5	1	1	0	0
		<u>4,055</u>	<u>2,429</u>	<u>900</u>	<u>169</u>	<u>176</u>	<u>200</u>	<u>114</u>	<u>15</u>	<u>2</u>	<u>50</u>
Leg. Dist. 23											
Leg. Dist. 24											
	1/24	257	171	30	4	9	33	7	0	0	3
	2/23	190	140	21	5	6	12	5	0	0	1
	3/22	145	100	19	9	7	7	1	1	0	1
	4	165	101	25	4	14	15	6	0	0	0
	5	168	102	33	10	9	6	4	0	1	3
	6	97	50	26	0	5	6	5	0	0	5
	7	90	49	26	1	4	6	3	0	0	1
	8	110	62	25	3	8	10	1	1	0	0
	9	106	50	34	3	5	9	3	0	1	1
	10	185	120	25	2	16	18	2	1	0	1
	11/12	53	31	12	2	1	1	2	1	0	3
	13	153	92	25	2	14	14	4	0	0	2
	14/20/21	216	135	28	6	25	12	5	1	1	3
	15	171	95	37	9	7	10	3	1	0	9
	16	128	79	28	0	5	13	3	0	0	0
	17	81	31	36	4	2	2	2	1	0	3
	18	110	66	27	1	6	6	2	0	0	2
	19	10	5	3	0	1	0	0	1	0	0
		<u>2,435</u>	<u>1,479</u>	<u>460</u>	<u>65</u>	<u>144</u>	<u>180</u>	<u>58</u>	<u>8</u>	<u>3</u>	<u>38</u>
Leg. Dist. 24											
Leg. Dist. 25											
	1	164	109	24	6	14	4	2	2	0	3
	2	105	73	6	0	6	1	5	0	0	14
	3	145	102	10	7	2	2	2	0	0	20
	4/24	99	54	29	1	5	3	0	0	0	7
	5	71	60	4	1	0	1	1	0	0	4

COUNTY EXECUTIVE
DETAIL

LEGISLATIVE DISTRICT OR TOWN	ELECTION DISTRICT	TOTAL VOTES	SANDY FRANKEL	CHERYL DINOLFO	CHERYL DINOLFO	RAJESH BARNABAS	SANDY FRANKEL	CHERYL DINOLFO	CHERYL DINOLFO	SCATTER	BLANK AND VOID
			DEM	REP	CON	GRE	WOR	IND	REF		
Leg. Dist. 25											
	6	69	41	11	2	5	7	1	0	0	2
	7	104	84	4	2	3	2	1	0	0	8
	8	122	101	5	1	3	4	1	1	0	6
	9	40	35	1	0	1	0	0	0	0	3
	10	138	98	10	2	3	4	0	2	0	19
	11	47	37	4	1	1	1	0	0	0	3
	12	110	74	12	3	7	9	2	1	0	2
	13	80	65	3	1	1	4	2	1	0	3
	14	59	39	8	3	3	5	0	0	0	1
	15	68	55	6	0	1	2	1	0	0	3
	16	66	41	11	2	0	2	2	0	2	6
	17	62	44	3	1	2	0	2	2	0	8
	18	112	79	16	2	7	3	0	0	1	4
	19	11	6	0	1	2	0	2	0	0	0
	20	30	15	10	3	1	0	0	1	0	0
	21	53	40	5	1	3	2	0	0	0	2
	22	94	68	7	2	5	4	1	1	0	6
	23	7	2	1	0	4	0	0	0	0	0
	25	181	112	25	4	5	7	2	2	0	24
	26/27/28	67	39	12	2	5	2	2	0	0	5
	29/30	99	62	12	1	10	10	1	0	0	3
Leg. Dist. 25		2,203	1,535	239	49	99	79	30	13	3	156
Leg. Dist. 26											
	1	274	104	98	34	9	9	10	0	2	8
	2	90	41	29	11	2	3	3	0	1	0
	3	65	36	20	2	1	1	0	0	0	5
	4	156	42	69	14	11	5	8	0	0	7
	5	97	33	38	7	6	4	6	0	0	3
	6	87	49	22	6	1	2	1	1	0	5
	7	104	49	32	9	1	5	3	1	0	4

COUNTY EXECUTIVE
DETAIL

LEGISLATIVE DISTRICT OR TOWN	ELECTION DISTRICT	TOTAL VOTES	SANDY FRANKEL	CHERYL DINOLFO	CHERYL DINOLFO	RAJESH BARNABAS	SANDY FRANKEL	CHERYL DINOLFO	CHERYL DINOLFO	SCATTER	BLANK AND VOID
			DEM	REP	CON	GRE	WOR	IND	REF		
Leg. Dist. 26											
	8	109	68	27	7	2	2	1	0	1	1
	9	147	64	51	14	4	4	5	1	0	4
	10	112	60	30	5	3	2	6	1	0	5
	11	130	56	54	4	3	6	2	2	1	2
	12	143	43	74	14	7	1	2	0	0	2
	13	179	68	70	19	7	7	4	1	0	3
	14	179	76	60	15	8	8	7	0	1	4
	15	95	50	26	5	5	4	5	0	0	0
	16	145	51	60	12	6	7	4	0	0	5
	17	132	59	46	7	3	5	2	1	2	7
		<u>2,244</u>	<u>949</u>	<u>806</u>	<u>185</u>	<u>79</u>	<u>75</u>	<u>69</u>	<u>8</u>	<u>8</u>	<u>65</u>
Leg. Dist. 26											
Leg. Dist. 27											
	1	137	82	27	14	7	2	3	0	0	2
	2	149	114	11	4	7	2	3	0	0	8
	3	128	90	17	3	7	5	2	0	0	4
	4	158	102	26	6	12	5	4	0	0	3
	5	137	96	11	2	6	19	1	0	0	2
	6	109	78	17	3	5	2	1	0	0	3
	7	112	78	18	2	3	6	2	0	0	3
	8	184	127	18	1	2	4	6	2	1	23
	9	170	137	15	0	3	9	0	1	0	5
	10	149	98	27	7	8	6	0	0	0	3
	11	146	104	24	3	5	4	3	0	0	3
	12	100	65	14	1	3	4	3	2	0	8
	13	124	101	11	1	1	3	0	2	0	5
	14	93	69	10	3	4	0	1	0	0	6
	15	109	72	10	6	6	3	1	2	0	9
	16	126	94	13	6	4	3	2	0	0	4
	17	119	80	23	4	2	2	1	0	0	7
	18	103	51	35	7	1	3	2	1	0	3

COUNTY EXECUTIVE
DETAIL

LEGISLATIVE DISTRICT OR TOWN	ELECTION DISTRICT	TOTAL VOTES	SANDY FRANKEL	CHERYL DINOLFO	CHERYL DINOLFO	RAJESH BARNABAS	SANDY FRANKEL	CHERYL DINOLFO	CHERYL DINOLFO	SCATTER	BLANK AND VOID
			DEM	REP	CON	GRE	WOR	IND	REF		
Leg. Dist. 27											
	19	137	114	11	3	2	4	0	0	0	3
	20	58	46	3	1	2	4	2	0	0	0
	21	75	57	5	5	3	0	1	0	0	4
	22	68	41	14	2	1	1	4	0	0	5
	23	80	64	6	0	5	0	2	0	0	3
	25	50	16	23	6	2	1	1	0	0	1
	26	65	31	24	2	2	2	1	0	0	3
		<u>2,886</u>	<u>2,007</u>	<u>413</u>	<u>92</u>	<u>103</u>	<u>94</u>	<u>46</u>	<u>10</u>	<u>1</u>	<u>120</u>
Leg. Dist. 27											
Leg. Dist. 28											
	1	72	47	14	3	1	5	0	0	0	2
	2	70	37	11	11	2	3	1	1	0	4
	3	43	32	5	1	1	0	2	1	0	1
	4	51	27	17	1	2	1	1	0	0	2
	5	63	26	29	1	1	2	2	0	0	2
	6	158	93	43	7	2	3	5	1	0	4
	7/17	161	88	53	7	3	6	2	0	0	2
	8/19	93	56	12	0	1	2	3	0	0	19
	9	79	43	20	3	3	4	1	1	1	3
	10	32	13	10	2	2	4	1	0	0	0
	11	59	39	10	5	0	3	0	0	0	2
	12	45	26	7	1	3	2	0	0	0	6
	13	79	42	14	9	1	4	4	0	0	5
	14	62	41	7	8	2	0	2	0	0	2
	15	31	17	10	1	1	1	1	0	0	0
	16	68	39	17	4	3	0	1	1	0	3
	18	55	30	12	3	4	1	1	0	1	3
	20	113	46	40	8	5	5	5	0	0	4
	21	80	47	18	7	3	2	2	0	0	1
	22	41	27	9	0	1	0	0	0	0	4
		<u>1,455</u>	<u>816</u>	<u>358</u>	<u>82</u>	<u>41</u>	<u>48</u>	<u>34</u>	<u>5</u>	<u>2</u>	<u>69</u>
Leg. Dist. 28											

COUNTY EXECUTIVE
DETAIL

LEGISLATIVE DISTRICT OR TOWN	ELECTION DISTRICT	TOTAL VOTES	SANDY FRANKEL	CHERYL DINOLFO	CHERYL DINOLFO	RAJESH BARNABAS	SANDY FRANKEL	CHERYL DINOLFO	CHERYL DINOLFO	SCATTER	BLANK AND VOID
			DEM	REP	CON	GRE	WOR	IND	REF		
Leg. Dist. 29											
	1/2	35	24	6	0	0	1	0	0	0	4
	3/8	29	17	7	2	1	1	0	0	0	1
	4	73	40	13	10	5	3	0	0	0	2
	5	85	52	18	4	2	4	2	0	0	3
	6	60	34	14	2	2	3	2	0	0	3
	7	84	42	23	6	3	5	4	0	0	1
	9	149	84	36	3	10	2	8	0	0	6
	10	108	67	21	7	3	2	3	0	0	5
	11	78	43	23	6	1	1	1	0	0	3
	12	80	57	7	4	4	2	3	1	0	2
	13	53	39	9	2	0	1	0	0	0	2
	14	31	18	5	1	1	1	1	0	0	4
	15	66	45	17	0	2	1	1	0	0	0
	16	29	18	6	1	1	0	0	0	0	3
	17	64	35	17	4	3	1	3	0	0	1
	18/27	135	71	42	8	2	6	2	2	0	2
	19	41	29	4	2	1	2	1	0	0	2
	20	98	78	8	2	3	3	0	0	0	4
	21	103	61	27	4	1	5	1	2	0	2
	22	85	60	13	0	2	2	0	0	0	8
	23	122	87	9	3	2	0	0	1	0	20
	24	115	67	25	9	3	4	2	0	0	5
	25/28	171	104	35	8	6	1	3	0	0	14
	26	34	25	5	1	1	1	0	0	0	1
Leg. Dist. 29		<u>1,928</u>	<u>1,197</u>	<u>390</u>	<u>89</u>	<u>59</u>	<u>52</u>	<u>37</u>	<u>6</u>	<u>0</u>	<u>98</u>
CITY		21,738	13,213	4,416	917	904	913	498	88	22	767
Brighton											
	1	254	153	56	12	8	15	8	1	0	1
	2	153	71	50	12	10	7	1	0	0	2
	3	190	91	68	15	1	3	9	2	0	1

COUNTY EXECUTIVE
DETAIL

LEGISLATIVE DISTRICT OR TOWN	ELECTION DISTRICT	TOTAL VOTES	SANDY FRANKEL	CHERYL DINOLFO	CHERYL DINOLFO	RAJESH BARNABAS	SANDY FRANKEL	CHERYL DINOLFO	CHERYL DINOLFO	SCATTER	BLANK AND VOID
			DEM	REP	CON	GRE	WOR	IND	REF		
Brighton											
	4	194	133	34	4	9	9	4	0	0	1
	5	230	167	28	7	13	9	4	0	0	2
	6	278	139	104	10	1	13	6	3	0	2
	7	153	87	44	4	7	8	2	0	0	1
	8	211	87	95	6	3	5	8	1	0	6
	9	210	131	45	11	3	13	5	1	0	1
	10	235	151	55	16	4	4	5	0	0	0
	11	226	134	61	10	5	9	5	1	0	1
	12	279	171	68	10	10	11	8	1	0	0
	13	151	92	41	6	4	2	5	0	0	1
	14	87	57	15	1	8	5	1	0	0	0
	15	151	77	42	12	4	9	4	1	1	1
	16	149	45	90	8	0	1	5	0	0	0
	17	112	77	19	2	4	6	1	0	0	3
	18	158	102	31	10	3	6	4	2	0	0
	19	159	107	29	14	0	5	3	1	0	0
	20	86	45	14	13	6	2	5	0	0	1
	21	175	99	43	10	1	16	5	0	0	1
	22	188	106	54	10	8	5	2	1	0	2
	23	159	110	32	5	3	5	2	0	0	2
	24	251	117	99	9	5	5	5	3	0	8
	25	192	128	34	5	7	14	2	0	0	2
	26	154	73	56	11	2	4	6	2	0	0
	27	144	93	29	6	8	6	2	0	0	0
	28	239	144	62	11	5	8	4	1	0	4
	29	142	61	61	11	2	1	4	1	0	1
	30	404	257	99	15	11	10	7	0	1	4
	31	190	122	42	4	5	5	3	2	1	6
	32	211	133	47	11	5	7	6	1	0	1
	33	210	131	60	8	5	1	3	0	0	2

COUNTY EXECUTIVE
DETAIL

LEGISLATIVE DISTRICT OR TOWN	ELECTION DISTRICT	TOTAL VOTES	SANDY FRANKEL	CHERYL DINOLFO	CHERYL DINOLFO	RAJESH BARNABAS	SANDY FRANKEL	CHERYL DINOLFO	CHERYL DINOLFO	SCATTER	BLANK AND VOID
			DEM	REP	CON	GRE	WOR	IND	REF		
Brighton											
	34	204	119	52	15	8	6	3	0	0	1
	35	156	97	32	8	5	10	3	1	0	0
	36	95	42	35	6	7	2	1	0	0	2
	37	138	91	28	5	4	6	4	0	0	0
	38	204	125	58	5	3	5	4	1	0	3
	39	183	92	58	12	6	7	7	0	0	1
	40	304	204	69	5	7	9	6	0	0	4
	41	177	99	55	7	6	6	4	0	0	0
	42	70	37	19	7	2	2	2	0	0	1
	43	162	95	36	12	7	4	5	0	0	3
	44	47	26	16	1	1	1	0	0	0	2
	45	103	40	34	12	10	3	1	0	0	3
	46	99	69	22	4	0	2	0	1	0	1
		8,267	4,827	2,221	398	236	292	184	28	3	78
Brighton Chili											
	1	145	43	74	18	4	1	3	0	0	2
	2	244	57	127	30	6	5	13	2	0	4
	3	216	70	92	27	11	2	6	0	0	8
	4	114	33	59	19	1	0	2	0	0	0
	5	158	44	78	19	4	4	6	0	0	3
	6	166	45	79	24	1	6	6	0	0	5
	7	82	23	43	5	2	3	3	1	0	2
	8	179	30	101	34	1	6	6	0	0	1
	9	171	51	80	24	6	3	5	0	0	2
	10	110	23	46	30	1	5	2	2	1	0
	11	176	53	91	19	1	7	2	0	0	3
	12	144	35	83	15	3	2	4	0	0	2
	13	247	64	134	29	3	4	9	1	0	3
	14	179	30	100	33	2	2	10	0	0	2
	15	160	31	97	18	5	3	5	0	0	1

COUNTY EXECUTIVE
DETAIL

LEGISLATIVE DISTRICT OR TOWN	ELECTION DISTRICT	TOTAL VOTES	SANDY FRANKEL	CHERYL DINOLFO	CHERYL DINOLFO	RAJESH BARNABAS	SANDY FRANKEL	CHERYL DINOLFO	CHERYL DINOLFO	SCATTER	BLANK AND VOID
			DEM	REP	CON	GRE	WOR	IND	REF		
Chili											
	16	326	77	181	45	4	10	6	0	0	3
	17	437	103	238	49	8	4	14	5	0	16
	18	142	38	77	16	3	1	4	1	0	2
	19	174	58	93	10	2	2	6	1	0	2
	20	211	63	95	29	7	7	8	0	0	2
	21	139	41	82	9	1	5	1	0	0	0
	22	104	46	35	12	1	3	3	1	0	3
	23	122	28	68	18	0	1	3	0	1	3
	24	278	102	115	37	6	7	7	1	0	3
	25	106	42	42	15	2	3	1	0	0	1
	26	200	54	89	32	6	1	11	2	0	5
	27	139	30	62	29	3	7	5	2	0	1
	28	138	54	55	14	7	3	3	0	0	2
	29	139	44	62	23	2	2	3	0	0	3
	30	66	13	32	12	2	4	3	0	0	0
	31	153	59	74	8	0	7	3	1	0	1
	32	141	36	73	20	3	5	3	0	0	1
Chili		5,506	1,520	2,757	722	108	125	166	20	2	86
Clarkson											
	1	196	42	109	24	6	4	10	0	0	1
	2	29	3	18	5	1	0	0	0	0	2
	3	187	65	81	27	4	3	6	1	0	0
	4	225	44	123	33	9	6	6	1	0	3
	5	262	54	123	57	5	5	9	2	0	7
	6	140	37	63	26	3	6	2	0	0	3
Clarkson		1,039	245	517	172	28	24	33	4	0	16
East Rochester											
	1	165	60	71	11	4	3	9	0	0	7
	2	166	48	75	10	8	4	3	2	1	15
	3	185	46	92	19	5	4	6	2	1	10

COUNTY EXECUTIVE
DETAIL

LEGISLATIVE DISTRICT OR TOWN	ELECTION DISTRICT	TOTAL VOTES	SANDY FRANKEL	CHERYL DINOLFO	CHERYL DINOLFO	RAJESH BARNABAS	SANDY FRANKEL	CHERYL DINOLFO	CHERYL DINOLFO	SCATTER	BLANK AND VOID
			DEM	REP	CON	GRE	WOR	IND	REF		
East Rochester											
	4	143	48	69	5	7	7	3	1	1	2
	5	116	35	54	7	5	6	2	2	0	5
	6	209	80	78	21	9	5	7	1	0	8
	7	163	53	70	14	7	3	11	0	0	5
East Rochester		1,147	370	509	87	45	32	41	8	3	52
Gates											
	1	112	42	45	16	1	0	5	1	0	2
	2	154	44	85	7	4	2	3	2	1	6
	3	121	35	55	14	3	2	9	1	0	2
	4	164	46	78	27	3	2	5	2	0	1
	5	260	80	140	20	4	2	7	2	0	5
	6	180	62	80	17	3	6	6	1	0	5
	7	305	89	157	26	12	7	8	2	0	4
	8	152	37	92	13	3	1	1	0	0	5
	9	205	71	101	10	1	3	9	0	0	10
	10	113	43	49	13	1	0	3	0	0	4
	11	128	29	66	16	4	4	5	0	0	4
	12	108	37	53	7	1	3	4	0	0	3
	13	135	45	66	15	1	1	2	0	0	5
	14	148	50	82	7	1	1	2	1	0	4
	15	240	75	119	24	4	4	7	0	0	7
	16	138	52	62	13	1	1	2	0	0	7
	17	151	48	69	16	5	4	4	0	0	5
	18	171	34	101	26	1	3	0	1	0	5
	19	162	34	96	21	1	2	6	1	0	1
	20	139	39	69	16	2	1	7	0	0	5
	21	156	46	88	12	3	2	2	0	0	3
	22	151	44	71	22	3	4	2	1	0	4
	23	176	51	86	21	7	5	3	1	0	2
	24	203	70	93	20	6	4	5	0	0	5

COUNTY EXECUTIVE
DETAIL

LEGISLATIVE DISTRICT OR TOWN	ELECTION DISTRICT	TOTAL VOTES	SANDY FRANKEL	CHERYL DINOLFO	CHERYL DINOLFO	RAJESH BARNABAS	SANDY FRANKEL	CHERYL DINOLFO	CHERYL DINOLFO	SCATTER	BLANK AND VOID
			DEM	REP	CON	GRE	WOR	IND	REF		
Gates											
	25	121	39	57	9	6	3	2	1	0	4
	26	198	38	119	25	6	2	5	0	0	3
	27	201	69	93	18	6	5	6	0	0	4
	28	132	37	78	7	1	4	3	0	0	2
	29	150	48	62	17	10	2	3	0	0	8
	30	106	32	51	14	0	1	5	0	0	3
	31	147	45	81	11	1	3	2	0	1	3
	32	186	37	102	25	4	4	13	0	0	1
	33	87	40	37	5	1	2	1	0	0	1
	34	133	33	72	16	3	3	1	3	0	2
	35	118	32	64	9	1	3	5	2	0	2
		5,551	1,653	2,819	555	114	96	153	22	2	137
Gates Greece											
	1	148	41	63	24	4	5	3	2	1	5
	2	163	40	92	15	3	5	8	0	0	0
	3	127	33	69	12	2	1	8	0	0	2
	4	110	30	55	18	0	1	5	1	0	0
	5	106	34	43	15	3	0	7	2	0	2
	6	91	34	38	9	4	1	2	0	0	3
	7	129	43	55	13	1	7	5	0	0	5
	8	109	32	47	15	4	2	6	0	0	3
	9	113	32	56	12	3	3	5	0	0	2
	10	104	32	47	12	3	3	2	1	0	4
	11	47	10	25	4	5	0	2	0	0	1
	12	76	29	24	12	5	3	2	0	0	1
	13	127	46	55	13	4	1	4	1	0	3
	14	89	35	35	9	0	4	5	1	0	0
	15	133	26	76	21	0	2	4	1	1	2
	16	109	27	60	14	1	0	6	0	0	1
	17	194	56	101	22	5	2	2	3	0	3

COUNTY EXECUTIVE
DETAIL

LEGISLATIVE DISTRICT OR TOWN	ELECTION DISTRICT	TOTAL VOTES	SANDY FRANKEL	CHERYL DINOLFO	CHERYL DINOLFO	RAJESH BARNABAS	SANDY FRANKEL	CHERYL DINOLFO	CHERYL DINOLFO	SCATTER	BLANK AND VOID
			DEM	REP	CON	GRE	WOR	IND	REF		
Greece	18	159	38	85	23	1	2	6	2	0	2
	19	121	42	51	10	1	6	8	0	0	3
	20	104	23	47	16	1	5	9	2	0	1
	21	141	42	54	26	3	3	9	2	2	0
	22	109	32	55	10	0	3	3	2	0	4
	23	233	88	95	21	2	7	7	0	2	11
	24	184	42	109	19	4	2	6	0	0	2
	25	115	38	54	8	3	4	5	1	1	1
	26	106	26	52	16	4	2	4	1	0	1
	27	178	37	99	28	4	2	7	0	0	1
	28	161	34	91	19	2	4	9	1	0	1
	29	142	39	73	22	4	0	3	0	0	1
	30	82	30	37	11	1	2	1	0	0	0
	31	120	42	59	15	0	3	0	1	0	0
	32	131	45	59	12	4	6	1	3	0	1
	33	148	28	85	21	3	3	7	0	0	1
	34	163	51	73	22	10	1	4	0	1	1
	35	154	31	75	28	0	7	6	0	1	6
	36	188	50	103	23	1	4	5	0	0	2
	37	118	27	63	16	0	6	5	0	0	1
	38	217	65	114	22	3	4	5	0	0	4
	39	103	33	47	11	1	0	3	2	2	4
	40	108	30	50	13	0	3	5	2	0	5
	41	172	50	81	26	5	4	3	0	1	2
	42	123	44	51	12	2	5	3	0	0	6
	43	120	20	66	26	0	3	5	0	0	0
	44	204	54	111	25	3	2	6	1	0	2
	45	198	43	126	20	2	1	6	0	0	0
	46	74	31	28	8	1	3	2	0	0	1
	47	147	39	71	25	0	2	7	0	0	3

COUNTY EXECUTIVE
DETAIL

LEGISLATIVE DISTRICT OR TOWN	ELECTION DISTRICT	TOTAL VOTES	SANDY FRANKEL	CHERYL DINOLFO	CHERYL DINOLFO	RAJESH BARNABAS	SANDY FRANKEL	CHERYL DINOLFO	CHERYL DINOLFO	SCATTER	BLANK AND VOID
			DEM	REP	CON	GRE	WOR	IND	REF		
Greece											
	48	109	24	64	13	3	1	1	0	0	3
	49	111	27	59	11	1	3	7	1	0	2
	50	155	48	73	22	2	2	5	0	0	3
	51	101	26	55	8	3	3	4	0	0	2
	52	192	47	97	27	2	3	11	1	1	3
	53	122	53	49	12	2	0	5	0	0	1
	54	172	35	91	27	2	6	9	0	0	2
	55	116	29	61	19	4	1	0	2	0	0
	56	190	54	99	16	4	6	5	3	1	2
	57	129	44	61	14	0	3	4	1	0	2
	58	201	56	107	26	1	1	5	2	0	3
	59	67	25	22	9	3	2	3	0	0	3
	60	108	32	56	13	2	1	3	0	0	1
	61	124	37	59	15	2	5	4	0	1	1
	62	175	52	84	26	3	4	3	0	0	3
	63	171	64	68	20	3	5	7	0	0	4
	64	113	21	68	12	2	3	6	0	0	1
	65	179	56	97	10	3	2	6	0	0	5
	66	73	16	42	9	1	1	2	0	0	2
	67	149	36	81	19	7	0	4	0	0	2
	68	186	43	103	31	0	1	4	2	0	2
	69	125	38	64	11	2	3	7	0	0	0
	70	371	81	211	43	8	4	15	2	0	7
	71	175	48	101	16	3	1	4	1	0	1
	72	227	67	115	28	5	3	8	0	0	1
	73	96	27	42	16	3	4	2	0	1	1
	74	101	29	53	14	1	0	4	0	0	0
	75	108	27	60	12	3	1	1	1	0	3
	76	122	34	63	17	3	1	3	0	0	1
	77	190	55	98	18	2	2	6	0	0	9

COUNTY EXECUTIVE
DETAIL

LEGISLATIVE DISTRICT OR TOWN	ELECTION DISTRICT	TOTAL VOTES	SANDY FRANKEL	CHERYL DINOLFO	CHERYL DINOLFO	RAJESH BARNABAS	SANDY FRANKEL	CHERYL DINOLFO	CHERYL DINOLFO	SCATTER	BLANK AND VOID
			DEM	REP	CON	GRE	WOR	IND	REF		
Greece											
	78	91	21	48	10	3	3	5	0	0	1
	79	276	60	154	40	3	1	9	1	0	8
	80	252	59	147	31	3	2	4	1	0	5
	81	114	33	65	6	4	2	3	0	0	1
	82	91	32	34	12	5	2	4	0	0	2
	83	68	22	28	12	3	0	1	1	0	1
	84	154	43	91	13	2	3	2	0	0	0
	85	174	47	91	23	2	6	3	0	0	2
	86	217	64	110	27	1	3	8	3	0	1
	87	127	29	67	20	3	1	5	0	0	2
	88	176	59	76	19	3	7	7	0	0	5
	89	124	27	75	13	3	1	4	1	0	0
	90	153	28	90	24	5	2	4	0	0	0
	91	295	69	161	38	2	4	11	2	0	8
	92	215	61	119	21	4	2	4	1	1	2
	93	214	73	100	21	6	1	9	0	0	4
	94	155	46	74	20	5	4	3	0	0	3
	95	81	29	31	7	4	5	3	0	0	2
	96	195	61	92	22	5	3	9	0	1	2
	97	371	89	213	47	3	6	7	2	0	4
	98	225	68	111	24	2	5	6	2	0	7
	99	178	27	111	31	0	2	5	1	0	1
	100	232	63	129	19	2	2	12	1	1	3
	101	120	26	68	16	5	1	2	1	1	0
	102	196	29	127	23	4	4	7	2	0	0
	103	197	39	110	31	3	3	7	1	0	3
	104	129	37	72	15	0	1	3	0	0	1
	105	221	40	134	28	6	2	6	2	1	2
	106	115	23	74	13	0	1	3	0	0	1
	107	83	16	44	16	0	2	4	0	0	1

COUNTY EXECUTIVE
DETAIL

LEGISLATIVE DISTRICT OR TOWN	ELECTION DISTRICT	TOTAL VOTES	SANDY FRANKEL	CHERYL DINOLFO	CHERYL DINOLFO	RAJESH BARNABAS	SANDY FRANKEL	CHERYL DINOLFO	CHERYL DINOLFO	SCATTER	BLANK AND VOID
			DEM	REP	CON	GRE	WOR	IND	REF		
Greece											
	108	116	36	55	14	3	0	4	0	0	4
	109	161	47	81	13	5	6	6	0	0	3
		16,272	4,408	8,390	1,997	291	298	544	70	21	253
Greece Hamlin											
	1	100	25	52	12	3	2	5	0	0	1
	2	185	41	106	20	3	4	7	0	0	4
	3	160	33	77	36	3	3	4	0	0	4
	4	116	27	64	16	1	3	2	0	0	3
	5	122	24	64	24	2	2	4	0	0	2
	6	133	36	50	30	4	5	5	0	2	1
	7	202	44	119	23	1	5	6	1	0	3
	8	88	20	47	11	4	2	3	0	0	1
	9	98	20	60	7	0	2	4	1	0	4
	10	173	30	106	22	6	2	5	1	1	0
		1,377	300	745	201	27	30	45	3	3	23
Hamlin Henrietta											
	1	318	99	165	28	8	3	5	1	0	9
	2	226	66	104	26	4	6	10	1	0	9
	3	82	33	39	4	1	4	0	1	0	0
	4	226	109	80	16	10	5	6	0	0	0
	5	267	107	100	29	3	2	8	1	0	17
	6	249	73	113	26	9	6	14	0	0	8
	7	240	105	92	21	3	8	8	0	0	3
	8	265	97	109	16	9	11	11	0	0	12
	9	173	72	71	16	1	0	5	1	0	7
	10	234	82	96	22	12	6	8	1	0	7
	11	202	84	74	16	4	5	7	1	1	10
	12	221	73	93	20	5	6	16	0	0	8
	13	290	131	101	29	6	7	8	0	1	7
	14	177	53	85	15	5	5	4	0	0	10

COUNTY EXECUTIVE
DETAIL

LEGISLATIVE DISTRICT OR TOWN	ELECTION DISTRICT	TOTAL VOTES	SANDY FRANKEL	CHERYL DINOLFO	CHERYL DINOLFO	RAJESH BARNABAS	SANDY FRANKEL	CHERYL DINOLFO	CHERYL DINOLFO	SCATTER	BLANK AND VOID
			DEM	REP	CON	GRE	WOR	IND	REF		
Henrietta											
	15	271	104	112	24	4	2	12	2	0	11
	16	167	57	80	15	2	4	5	0	0	4
	17	322	126	116	33	16	7	16	1	0	7
	18	294	133	113	25	3	4	7	0	0	9
	19	214	70	102	16	9	5	7	1	0	4
	20	331	137	138	22	12	7	9	1	0	5
	21	218	81	81	20	8	12	9	1	0	6
	22	374	124	173	39	12	7	10	0	0	9
	23	179	68	72	19	7	3	4	0	0	6
	24	262	93	116	19	6	7	12	0	0	9
	25	271	85	130	29	3	2	8	3	0	11
	26	496	179	214	55	5	9	8	1	0	25
	27	426	140	207	32	7	7	16	0	1	16
	28	295	90	141	28	10	6	11	1	0	8
	29	576	246	216	48	17	8	17	0	0	24
	30	456	178	176	42	11	13	14	1	0	21
	31	159	75	53	18	0	1	5	0	0	7
	32	366	164	156	18	1	7	10	2	0	8
	33	158	60	69	7	2	7	5	0	0	8
	34	119	46	53	8	3	3	2	0	0	4
	35	298	104	141	21	7	5	14	0	0	6
Henrietta		9,422	3,544	3,981	822	225	200	311	21	3	315
Irondequoit											
	1	213	82	82	23	7	4	11	1	0	3
	2	144	60	59	12	4	4	2	2	0	1
	3	214	96	66	20	6	7	10	1	1	7
	4	81	25	38	7	4	3	4	0	0	0
	5	152	60	59	13	7	8	4	0	0	1
	6	321	130	129	25	9	8	14	1	0	5
	7	301	105	136	36	3	7	11	2	0	1

COUNTY EXECUTIVE
DETAIL

LEGISLATIVE DISTRICT OR TOWN	ELECTION DISTRICT	TOTAL VOTES	SANDY FRANKEL	CHERYL DINOLFO	CHERYL DINOLFO	RAJESH BARNABAS	SANDY FRANKEL	CHERYL DINOLFO	CHERYL DINOLFO	SCATTER	BLANK AND VOID
			DEM	REP	CON	GRE	WOR	IND	REF		
Irondequoit	8	190	62	100	14	3	2	4	2	0	3
	9	190	52	117	11	2	0	7	0	0	1
	10	250	83	121	23	7	5	6	1	1	3
	11	102	42	42	7	1	2	4	0	1	3
	12	115	51	34	9	5	7	6	1	0	2
	13	244	97	102	21	7	3	9	0	0	5
	14	237	83	90	32	9	6	10	1	0	6
	15	265	89	131	21	3	5	11	0	0	5
	16	355	132	155	24	9	6	22	1	0	6
	17	145	55	61	10	4	5	6	1	0	3
	18	172	69	74	13	6	2	6	0	0	2
	19	172	83	61	14	3	4	5	0	1	1
	20	199	75	93	13	4	8	3	0	0	3
	21	173	65	69	21	2	6	7	0	0	3
	22	248	93	96	26	9	8	12	2	0	2
	23	184	73	85	6	2	7	3	3	0	5
	24	189	55	94	19	6	6	6	1	0	2
	25	181	64	80	12	8	4	4	2	0	7
	26	107	43	45	5	8	0	3	0	0	3
	27	153	43	69	13	5	4	12	1	0	6
	28	148	35	84	16	1	4	5	0	1	2
	29	131	49	53	10	4	7	7	0	0	1
	30	187	59	96	12	3	7	8	0	0	2
	31	261	101	105	18	10	10	10	4	0	3
	32	166	61	74	11	9	4	6	0	0	1
	33	135	48	55	11	8	3	7	1	0	2
	34	278	83	156	20	9	3	5	1	0	1
	35	112	40	47	2	2	11	7	0	0	3
	36	72	26	29	6	5	1	4	0	0	1
	37	126	37	68	11	2	1	3	0	0	4

COUNTY EXECUTIVE
DETAIL

LEGISLATIVE DISTRICT OR TOWN	ELECTION DISTRICT	TOTAL VOTES	SANDY FRANKEL	CHERYL DINOLFO	CHERYL DINOLFO	RAJESH BARNABAS	SANDY FRANKEL	CHERYL DINOLFO	CHERYL DINOLFO	SCATTER	BLANK AND VOID
			DEM	REP	CON	GRE	WOR	IND	REF		
Irondequoit											
	38	95	37	35	10	2	4	3	1	0	3
	39	61	29	25	2	0	1	3	0	0	1
	40	129	29	62	14	4	5	10	2	0	3
	41	150	62	58	13	6	5	2	0	0	4
	42	213	69	103	18	2	8	9	0	0	4
	43	125	50	40	20	5	4	5	0	0	1
	44	410	137	213	21	7	6	16	2	0	8
	45	133	39	65	12	5	2	8	0	0	2
	46	158	46	81	16	5	4	6	0	0	0
	47	65	23	34	5	1	1	0	1	0	0
	48	194	61	94	18	4	5	8	0	0	4
	49	253	98	106	19	8	4	12	0	0	6
	50	91	42	37	5	2	2	1	1	0	1
	51	272	109	109	25	10	8	10	0	0	1
	52	143	54	66	6	2	5	7	1	0	2
	53	145	60	63	4	7	2	4	0	0	5
	54	49	19	14	6	3	0	4	0	0	3
	55	192	86	76	9	4	5	7	2	0	3
	56	160	69	64	16	6	4	0	0	0	1
	57	256	91	122	20	5	3	8	1	1	5
	58	201	55	94	28	3	7	12	0	0	2
	59	164	62	71	16	5	1	7	1	0	1
	60	189	70	77	16	6	2	16	0	0	2
	61	253	79	124	28	7	2	7	1	0	5
	62	209	67	86	26	7	7	11	0	0	5
	63	141	45	68	7	5	4	8	1	1	2
	64	41	21	15	1	1	3	0	0	0	0
	65	105	43	43	7	2	4	3	0	0	3
	66	53	30	14	1	3	1	2	0	0	2
	67	136	38	69	11	3	7	2	0	0	6

COUNTY EXECUTIVE
DETAIL

LEGISLATIVE DISTRICT OR TOWN	ELECTION DISTRICT	TOTAL VOTES	SANDY FRANKEL	CHERYL DINOLFO	CHERYL DINOLFO	RAJESH BARNABAS	SANDY FRANKEL	CHERYL DINOLFO	CHERYL DINOLFO	SCATTER	BLANK AND VOID
			DEM	REP	CON	GRE	WOR	IND	REF		
Irondequoit	68	153	52	73	12	2	5	4	0	0	5
Irondequoit		11,852	4,278	5,256	979	328	303	459	43	7	199
Mendon	1	257	75	118	31	5	5	20	1	0	2
	2	216	83	81	19	7	10	9	3	0	4
	3	284	76	152	38	3	3	8	0	0	4
	4	187	67	74	20	6	7	8	1	0	4
	5	264	87	128	34	4	4	5	1	0	1
	6	211	60	102	25	3	8	11	1	0	1
	7	265	67	143	33	4	1	11	2	0	4
	8	81	22	41	10	0	2	2	1	1	2
	9	210	69	108	19	7	0	6	1	0	0
Mendon		1,975	606	947	229	39	40	80	11	1	22
Ogden	1	157	35	84	24	2	3	5	0	0	4
	2	227	50	127	28	2	4	12	0	0	4
	3	230	69	112	28	6	2	7	2	0	4
	4	174	38	82	38	2	4	7	0	1	2
	5	157	37	84	25	1	4	5	0	0	1
	6	190	45	102	23	7	2	6	1	0	4
	7	107	28	50	18	4	4	1	1	0	1
	8	185	49	106	22	2	1	1	2	0	2
	9	150	40	78	17	1	5	5	3	0	1
	10	197	42	101	34	9	3	6	1	0	1
	11	169	39	78	39	4	0	7	0	0	2
	12	195	32	112	35	7	1	6	0	1	1
	13	143	30	81	20	2	3	5	0	0	2
	14	140	30	66	26	3	7	5	1	0	2
	15	224	59	118	29	0	3	12	0	0	3
	16	118	25	68	21	0	0	2	1	0	1

COUNTY EXECUTIVE
DETAIL

LEGISLATIVE DISTRICT OR TOWN	ELECTION DISTRICT	TOTAL VOTES	SANDY FRANKEL	CHERYL DINOLFO	CHERYL DINOLFO	RAJESH BARNABAS	SANDY FRANKEL	CHERYL DINOLFO	CHERYL DINOLFO	SCATTER	BLANK AND VOID
			DEM	REP	CON	GRE	WOR	IND	REF		
Ogden											
	17	134	23	81	15	2	4	5	1	0	3
	18	183	44	93	31	6	1	5	1	0	2
	19	232	40	128	45	4	2	8	0	1	4
	20	218	40	104	46	5	5	11	1	0	6
		<u>3,530</u>	<u>795</u>	<u>1,855</u>	<u>564</u>	<u>69</u>	<u>58</u>	<u>121</u>	<u>15</u>	<u>3</u>	<u>50</u>
Ogden Parma											
	1	205	34	110	38	6	2	11	1	0	3
	2	196	32	125	27	3	3	5	0	0	1
	3	140	24	87	23	1	2	2	0	0	1
	4	171	39	86	27	5	5	4	1	0	4
	5	124	21	66	21	3	4	4	2	0	3
	6	84	11	49	16	1	0	5	0	1	1
	7	181	36	105	28	3	3	2	1	0	3
	8	281	66	153	40	3	3	9	1	0	6
	9	172	38	90	28	3	3	7	1	0	2
	10	186	34	93	43	1	4	9	0	0	2
	11	199	49	94	38	5	2	8	0	0	3
	12	157	44	86	15	2	2	5	0	0	3
	13	261	55	143	43	3	7	7	1	0	2
	14	110	21	64	14	1	2	5	0	0	3
	15	180	35	86	33	5	7	11	0	0	3
		<u>2,647</u>	<u>539</u>	<u>1,437</u>	<u>434</u>	<u>45</u>	<u>49</u>	<u>94</u>	<u>8</u>	<u>1</u>	<u>40</u>
Parma Penfield											
	1	70	23	31	8	2	0	2	1	0	3
	2	183	72	73	13	9	5	7	0	1	3
	3	179	52	80	25	6	1	8	2	0	5
	4	231	42	121	41	6	6	11	1	0	3
	5	231	99	91	22	4	7	5	2	0	1
	6	162	42	100	15	0	1	2	0	0	2
	7	214	73	93	28	3	6	7	0	0	4

COUNTY EXECUTIVE
DETAIL

LEGISLATIVE DISTRICT OR TOWN	ELECTION DISTRICT	TOTAL VOTES	SANDY FRANKEL	CHERYL DINOLFO	CHERYL DINOLFO	RAJESH BARNABAS	SANDY FRANKEL	CHERYL DINOLFO	CHERYL DINOLFO	SCATTER	BLANK AND VOID
			DEM	REP	CON	GRE	WOR	IND	REF		
Penfield											
	8	138	38	63	16	7	4	2	0	1	7
	9	288	159	87	18	4	10	5	0	0	5
	10	136	58	56	10	6	1	3	0	0	2
	11	97	28	51	9	5	0	2	1	0	1
	12	194	76	86	17	6	4	4	0	0	1
	13	231	86	109	24	3	1	7	0	0	1
	14	244	52	137	26	10	7	9	0	0	3
	15	240	79	111	24	8	5	6	2	0	5
	16	90	40	31	5	3	5	3	1	0	2
	17	207	71	98	22	2	4	7	2	0	1
	18	153	59	70	9	2	8	3	0	0	2
	19	289	123	133	18	3	3	8	0	0	1
	20	226	80	103	19	5	6	8	0	1	4
	21	216	87	86	16	5	7	11	2	0	2
	22	164	71	67	14	2	6	2	0	0	2
	23	238	92	98	25	3	7	11	0	0	2
	24	263	71	134	24	5	7	19	1	0	2
	25	144	37	82	11	5	3	5	0	0	1
	26	107	34	56	7	1	3	4	1	0	1
	27	223	76	104	24	3	2	8	1	1	4
	28	149	55	59	17	9	2	2	0	0	5
	29	205	58	101	26	7	4	6	1	1	1
	30	280	78	137	34	4	4	10	2	1	10
	31	126	54	54	5	3	1	5	0	0	4
	32	119	46	55	7	6	2	1	0	0	2
	33	201	68	85	26	10	3	7	0	0	2
	34	171	54	86	20	2	4	4	0	1	0
	35	197	78	92	19	1	3	3	0	0	1
	36	149	52	71	13	1	2	6	2	0	2
	37	345	94	196	30	5	5	10	0	0	5

COUNTY EXECUTIVE
DETAIL

LEGISLATIVE DISTRICT OR TOWN	ELECTION DISTRICT	TOTAL VOTES	SANDY FRANKEL	CHERYL DINOLFO	CHERYL DINOLFO	RAJESH BARNABAS	SANDY FRANKEL	CHERYL DINOLFO	CHERYL DINOLFO	SCATTER	BLANK AND VOID
			DEM	REP	CON	GRE	WOR	IND	REF		
Penfield											
	38	138	28	84	12	4	4	2	2	0	2
	39	100	34	43	14	2	5	1	0	0	1
	40	196	63	100	13	2	6	7	0	0	5
	41	280	68	180	16	3	1	8	0	0	4
	42	147	36	80	16	1	1	11	0	0	2
		<u>7,961</u>	<u>2,686</u>	<u>3,774</u>	<u>758</u>	<u>178</u>	<u>166</u>	<u>252</u>	<u>24</u>	<u>7</u>	<u>116</u>
Penfield											
Perinton											
	1	297	109	139	29	4	4	6	2	0	4
	2	229	87	106	10	3	6	12	2	0	3
	3	202	60	103	21	6	3	5	1	0	3
	4	152	59	66	10	10	1	2	1	0	3
	5	77	25	40	2	3	3	4	0	0	0
	6	172	80	64	8	8	2	7	0	0	3
	7	210	82	93	17	6	3	7	1	0	1
	8	213	78	97	21	6	1	6	2	0	2
	9	295	86	153	28	7	6	10	1	0	4
	10	220	79	104	18	10	1	5	2	0	1
	11	128	54	50	10	3	4	5	1	0	1
	12	211	78	101	16	5	4	5	1	0	1
	13	204	68	114	15	2	2	3	0	0	0
	14	217	80	100	20	5	3	7	0	0	2
	15	159	52	77	16	5	2	6	0	0	1
	16	174	67	74	19	1	1	7	1	0	4
	17	232	104	87	21	2	6	6	2	0	4
	18	222	68	114	23	4	3	5	0	0	5
	19	179	51	91	22	1	2	7	2	0	3
	20	176	61	80	20	3	3	5	0	0	4
	21	277	71	140	29	14	6	10	4	0	3
	22	139	45	68	14	3	3	5	1	0	0
	23	291	96	146	23	8	5	9	3	0	1

COUNTY EXECUTIVE
DETAIL

LEGISLATIVE DISTRICT OR TOWN	ELECTION DISTRICT	TOTAL VOTES	SANDY FRANKEL	CHERYL DINOLFO	CHERYL DINOLFO	RAJESH BARNABAS	SANDY FRANKEL	CHERYL DINOLFO	CHERYL DINOLFO	SCATTER	BLANK AND VOID
			DEM	REP	CON	GRE	WOR	IND	REF		
Perinton											
	24	312	88	180	22	3	1	12	1	0	5
	25	160	58	69	14	8	5	4	0	0	2
	26	232	73	115	20	6	0	14	3	0	1
	27	187	58	96	18	2	4	4	1	0	4
	28	182	66	90	14	1	4	5	1	0	1
	29	117	40	50	18	1	3	3	0	0	2
	30	166	54	81	18	1	1	9	2	0	0
	31	238	86	116	18	7	1	8	0	0	2
	32	156	54	71	13	5	1	7	3	0	2
	33	227	80	111	22	3	4	6	0	0	1
	34	235	69	122	19	7	3	12	0	0	3
	35	187	62	83	26	5	3	5	0	1	2
	36	84	36	35	7	3	0	1	1	0	1
	37	186	68	79	19	3	2	11	2	0	2
	38	231	83	109	11	8	8	9	0	0	3
	39	211	66	104	21	5	3	8	1	0	3
	40	153	49	73	17	4	2	8	0	0	0
	41	145	41	70	15	7	1	8	0	2	1
	42	175	66	76	20	4	1	6	1	0	1
	43	357	105	204	31	4	5	5	0	0	3
	44	188	59	100	13	4	3	7	0	0	2
	45	296	75	171	35	4	5	5	0	0	1
	46	113	50	43	13	2	2	1	0	0	2
	47	190	48	103	22	5	3	9	0	0	0
	48	154	45	85	12	3	2	7	0	0	0
	49	187	51	91	31	3	5	5	0	0	1
	50	55	26	15	4	4	1	2	0	0	3
	51	255	46	156	34	5	3	10	0	0	1
	52	185	54	104	14	4	2	3	1	0	3
	53	189	89	70	16	3	3	5	2	0	1

COUNTY EXECUTIVE
DETAIL

LEGISLATIVE DISTRICT OR TOWN	ELECTION DISTRICT	TOTAL VOTES	SANDY FRANKEL	CHERYL DINOLFO	CHERYL DINOLFO	RAJESH BARNABAS	SANDY FRANKEL	CHERYL DINOLFO	CHERYL DINOLFO	SCATTER	BLANK AND VOID
			DEM	REP	CON	GRE	WOR	IND	REF		
Perinton	54	338	88	198	28	4	5	14	0	0	1
	55	220	70	118	12	3	5	9	0	0	3
	56	221	54	119	25	6	4	9	0	0	4
		<u>11,208</u>	<u>3,697</u>	<u>5,514</u>	<u>1,034</u>	<u>256</u>	<u>169</u>	<u>375</u>	<u>46</u>	<u>3</u>	<u>114</u>
Perinton											
Pittsford	1	194	70	89	13	4	6	7	0	0	5
	2	208	101	77	12	7	2	8	0	0	1
	3	362	154	169	12	8	3	9	1	2	4
	4	231	109	88	16	4	6	4	1	0	3
	5	162	84	53	11	3	3	3	0	0	5
	6	148	70	51	5	8	6	3	1	0	4
	7	80	31	38	5	2	2	1	0	0	1
	8	227	76	117	22	2	0	7	0	0	3
	9	250	86	127	14	4	4	11	2	0	2
	10	212	75	101	14	8	2	8	2	0	2
	11	177	65	80	20	2	3	6	1	0	0
	12	184	67	92	12	2	1	8	1	1	0
	13	148	60	55	17	7	5	2	0	0	2
	14	286	108	134	24	6	2	10	0	0	2
	15	118	47	47	7	4	3	8	1	0	1
	16	146	53	73	7	4	0	7	0	0	2
	17	252	119	93	20	5	2	8	1	1	3
	18	162	74	72	3	6	1	5	0	0	1
	19	143	40	75	22	1	1	3	0	0	1
	20	242	103	101	14	4	7	7	0	0	6
	21	195	80	88	17	4	2	4	0	0	0
	22	313	144	131	26	4	6	1	0	0	1
	23	192	58	100	20	5	1	5	1	0	2
	24	256	100	128	14	0	3	3	2	0	6
	25	314	137	138	17	5	4	12	0	0	1

COUNTY EXECUTIVE
DETAIL

LEGISLATIVE DISTRICT OR TOWN	ELECTION DISTRICT	TOTAL VOTES	SANDY FRANKEL	CHERYL DINOLFO	CHERYL DINOLFO	RAJESH BARNABAS	SANDY FRANKEL	CHERYL DINOLFO	CHERYL DINOLFO	SCATTER	BLANK AND VOID
			DEM	REP	CON	GRE	WOR	IND	REF		
Pittsford											
	26	193	63	92	19	5	4	6	2	0	2
	27	151	64	64	16	0	3	3	1	0	0
	28	157	64	71	9	3	4	5	0	0	1
	29	218	74	102	17	4	4	11	1	0	5
	30	171	68	78	14	2	4	1	0	0	4
	31	223	70	124	14	4	1	8	1	0	1
	32	215	85	109	8	5	2	3	0	0	3
	33	214	68	107	24	4	3	7	1	0	0
	34	246	94	121	14	3	4	3	2	0	5
		<u>6,990</u>	<u>2,761</u>	<u>3,185</u>	<u>499</u>	<u>139</u>	<u>104</u>	<u>197</u>	<u>22</u>	<u>4</u>	<u>79</u>
Pittsford											
Riga											
	1	311	61	174	40	10	9	9	4	0	4
	2	277	58	157	40	5	3	10	1	1	2
	3	134	36	68	18	5	1	4	1	0	1
	4	212	54	114	22	2	6	7	0	0	7
	5	195	43	112	23	3	5	5	2	0	2
	6	176	37	99	36	0	1	3	0	0	0
		<u>1,305</u>	<u>289</u>	<u>724</u>	<u>179</u>	<u>25</u>	<u>25</u>	<u>38</u>	<u>8</u>	<u>1</u>	<u>16</u>
Riga											
Rush											
	1	343	87	176	34	7	10	8	2	1	18
	2	227	58	122	22	2	1	10	3	0	9
	3	351	124	143	32	8	13	16	2	0	13
	4	272	87	117	48	5	4	7	0	0	4
		<u>1,193</u>	<u>356</u>	<u>558</u>	<u>136</u>	<u>22</u>	<u>28</u>	<u>41</u>	<u>7</u>	<u>1</u>	<u>44</u>
Rush											
Sweden											
	1	252	83	111	22	8	4	8	5	0	11
	2	109	46	38	8	3	3	5	0	0	6
	3	272	85	111	27	15	14	11	1	0	8
	4	273	103	104	34	4	7	10	0	0	11

COUNTY EXECUTIVE
DETAIL

LEGISLATIVE DISTRICT OR TOWN	ELECTION DISTRICT	TOTAL VOTES	SANDY FRANKEL	CHERYL DINOLFO	CHERYL DINOLFO	RAJESH BARNABAS	SANDY FRANKEL	CHERYL DINOLFO	CHERYL DINOLFO	SCATTER	BLANK AND VOID
			DEM	REP	CON	GRE	WOR	IND	REF		
Sweden											
	5	74	33	26	5	3	3	2	0	0	2
	6	217	80	76	33	4	5	9	1	0	9
	7	288	103	128	25	6	9	8	0	0	9
	8	186	49	89	23	6	7	6	1	0	5
	9	143	44	58	23	5	1	9	0	0	3
	10	317	75	138	60	9	5	12	2	0	16
	11	80	32	24	11	4	4	0	0	0	5
	12	190	41	90	32	6	4	11	2	0	4
Sweden		2,401	774	993	303	73	66	91	12	0	89
Webster											
	1	215	61	107	29	7	6	3	1	0	1
	2	186	68	83	17	3	6	5	2	0	2
	3	233	80	109	22	5	6	7	1	0	3
	4	85	27	40	8	2	2	3	1	0	2
	5	196	61	93	20	7	8	3	1	0	3
	6	127	44	65	12	2	1	2	0	0	1
	7	189	58	95	18	5	3	6	0	0	4
	8	175	44	88	18	6	4	12	0	1	2
	9	117	27	67	14	0	4	2	0	0	3
	10	357	92	177	52	9	5	17	2	0	3
	11	154	35	92	12	4	5	6	0	0	0
	12	283	73	148	27	12	3	15	2	0	3
	13	181	49	91	27	6	4	3	1	0	0
	14	171	59	82	17	5	3	3	0	0	2
	15	151	38	85	10	6	1	8	1	0	2
	16	190	52	103	26	3	0	4	0	0	2
	17	154	43	84	15	5	2	3	0	0	2
	18	121	28	66	10	6	2	8	0	0	1
	19	288	74	151	38	11	3	8	1	0	2
	20	266	79	137	28	4	3	12	0	0	3

COUNTY EXECUTIVE
DETAIL

LEGISLATIVE DISTRICT OR TOWN	ELECTION DISTRICT	TOTAL VOTES	SANDY FRANKEL	CHERYL DINOLFO	CHERYL DINOLFO	RAJESH BARNABAS	SANDY FRANKEL	CHERYL DINOLFO	CHERYL DINOLFO	SCATTER	BLANK AND VOID
			DEM	REP	CON	GRE	WOR	IND	REF		
Webster											
	21	200	55	97	24	9	5	7	2	0	1
	22	194	50	95	27	7	6	5	1	1	2
	23	160	43	74	21	9	6	5	0	0	2
	24	384	107	191	51	7	5	15	0	0	8
	25	75	19	41	7	1	2	3	0	0	2
	26	165	38	88	23	0	9	3	1	0	3
	27	222	64	122	25	2	3	2	1	0	3
	28	154	39	75	20	5	2	7	1	3	2
	29	132	35	66	13	7	3	7	0	0	1
	30	121	41	52	13	3	5	3	0	0	4
	31	246	67	130	31	4	3	5	0	0	6
	32	278	47	176	39	7	3	5	0	0	1
	33	210	54	111	28	8	5	3	0	0	1
	34	155	33	85	27	1	4	3	0	0	2
	35	155	32	75	27	14	2	4	0	0	1
	36	141	34	69	23	4	0	9	1	0	1
	37	282	83	145	25	6	9	11	0	0	3
	38	181	65	90	10	5	3	6	0	0	2
	39	223	73	108	22	3	5	9	0	0	3
	40	386	106	202	41	10	7	10	2	0	8
	41	224	59	121	26	6	3	6	0	0	3
	42	197	59	101	21	2	1	11	0	1	1
	43	126	35	67	15	4	0	3	1	0	1
Webster		8,450	2,330	4,344	979	232	162	272	23	6	102
Wheatland											
	1	202	78	79	26	5	6	5	0	0	3
	2	196	57	88	26	4	5	8	1	0	7
	3	215	93	80	20	1	4	11	2	0	4
	4	161	28	92	27	1	8	2	0	0	3

COUNTY EXECUTIVE
DETAIL

LEGISLATIVE DISTRICT OR TOWN	ELECTION DISTRICT	TOTAL VOTES	SANDY FRANKEL DEM	CHERYL DINOLFO REP	CHERYL DINOLFO CON	RAJESH BARNABAS GRE	SANDY FRANKEL WOR	CHERYL DINOLFO IND	CHERYL DINOLFO REF	SCATTER	BLANK AND VOID
Wheatland	5	207	39	108	35	6	3	11	1	0	4
Wheatland		981	295	447	134	17	26	37	4	0	21
TOWNS		109,074	36,273	50,973	11,182	2,497	2,293	3,534	399	71	1,852
GRAND TOTAL:		130,812	49,486	55,389	12,099	3,401	3,206	4,032	487	93	2,619

FAMILY COURT JUDGE
SUMMARY

LEGISLATIVE DISTRICT OR TOWN	TOTAL VOTES	MARITZA C. BUIRAGO	JAMES A. VAZZANA	JAMES A. VAZZANA	MARITZA C. BUIRAGO	JAMES A. VAZZANA	JAMES A. VAZZANA	SCATTER	BLANK AND VOID
		DEM	REP	CON	WOR	IND	REF		
Leg. Dist. 07	370	134	122	43	20	12	3	0	36
Leg. Dist. 16	7	4	3	0	0	0	0	0	0
Leg. Dist. 21	2,742	1,547	517	116	206	77	19	3	257
Leg. Dist. 22	1,413	998	113	29	42	12	4	1	214
Leg. Dist. 23	4,055	2,284	829	164	276	122	21	6	353
Leg. Dist. 24	2,435	1,436	411	70	239	74	15	3	187
Leg. Dist. 25	2,203	1,410	203	53	114	27	13	2	381
Leg. Dist. 26	2,244	888	760	202	103	72	12	1	206
Leg. Dist. 27	2,886	1,847	332	92	127	45	7	1	435
Leg. Dist. 28	1,455	764	304	92	62	35	4	0	194
Leg. Dist. 29	1,928	1,137	317	97	75	42	9	0	251
CITY	21,738	12,449	3,911	958	1,264	518	107	17	2,514
Brighton	8,267	4,318	2,244	442	378	239	32	4	610
Chili	5,506	1,481	2,546	711	147	190	25	1	405
Clarkson	1,039	252	468	166	19	34	5	0	95
East Rochester	1,147	392	427	77	48	50	4	1	148
Gates	5,551	1,616	2,577	568	131	163	21	1	474
Greece	16,272	4,316	7,538	2,054	415	553	71	7	1,318
Hamlin	1,377	321	672	196	37	44	7	2	98
Henrietta	9,422	3,315	3,568	837	281	315	24	2	1,080
Irondequoit	11,852	4,567	4,377	1,014	423	384	39	4	1,044
Mendon	1,975	629	820	229	48	66	12	0	171
Ogden	3,530	841	1,635	579	95	106	13	0	261
Parma	2,647	513	1,281	457	72	93	3	0	228
Penfield	7,961	2,581	3,540	791	243	265	27	2	512
Perinton	11,208	3,618	5,056	1,097	290	380	53	2	712
Pittsford	6,990	2,596	3,022	525	158	203	28	6	452
Riga	1,305	313	625	186	34	38	5	0	104
Rush	1,193	345	497	121	44	43	5	1	137
Sweden	2,401	787	881	283	95	94	17	1	243
Webster	8,450	2,259	3,951	1,028	216	321	34	1	640
Wheatland	981	297	375	142	34	30	2	0	101
TOWNS	109,074	35,357	46,100	11,503	3,208	3,611	427	35	8,833
GRAND TOTAL:	130,812	47,806	50,011	12,461	4,472	4,129	534	52	11,347

FAMILY COURT JUDGE
DETAIL

LEGISLATIVE DISTRICT OR TOWN	ELECTION DISTRICT	TOTAL VOTES	MARITZA C. BUIRAGO DEM	JAMES A. VAZZANA REP	JAMES A. VAZZANA CON	MARITZA C. BUIRAGO WOR	JAMES A. VAZZANA IND	JAMES A. VAZZANA REF	SCATTER	BLANK AND VOID
Leg. Dist. 07	1	214	70	81	26	7	9	2	0	19
	2	156	64	41	17	13	3	1	0	17
Leg. Dist. 07		370	134	122	43	20	12	3	0	36
Leg. Dist. 16	1	7	4	3	0	0	0	0	0	0
Leg. Dist. 16		7	4	3	0	0	0	0	0	0
Leg. Dist. 21	1	145	71	29	6	19	8	0	0	12
	2	118	69	24	5	10	1	0	0	9
	3	55	29	8	6	2	2	2	0	6
	4	59	32	11	1	1	2	0	0	12
	5	86	43	16	3	17	1	0	0	6
	6	114	72	18	0	6	2	3	1	12
	7	222	111	56	12	16	6	2	0	19
	8	66	41	9	3	5	1	0	0	7
	9	136	76	29	8	9	2	1	0	11
	10	236	129	58	9	8	10	0	0	22
	11	80	55	10	2	2	4	0	0	7
	12	240	124	48	8	23	10	2	1	24
	13	75	46	7	2	17	2	0	0	1
	14	53	24	16	5	3	1	0	0	4
	15	131	82	21	7	5	4	1	0	11
	16	36	19	9	1	1	1	1	0	4
	17	105	54	19	1	11	7	2	0	11
	18	84	62	8	4	0	1	0	0	9
	19	25	16	2	0	1	1	1	0	4
	20	63	37	14	2	5	3	1	0	1
	21	64	47	10	1	3	1	0	0	2
	22	95	58	8	6	4	3	3	0	13
	23	86	40	17	5	10	2	0	0	12
	24	187	98	44	12	17	1	0	1	14
	25	77	51	8	2	2	1	0	0	13
	26	48	26	8	3	5	0	0	0	6
	27	56	35	10	2	4	0	0	0	5
Leg. Dist. 21		2,742	1,547	517	116	206	77	19	3	257
Leg. Dist. 22	1	99	66	8	4	2	0	0	0	19
	2	21	13	1	1	0	0	0	0	6
	3	67	49	1	3	3	2	0	0	9
	4	28	21	0	0	2	0	0	0	5
	5	49	36	1	1	4	1	0	0	6
	6	52	41	1	0	2	0	0	0	8
	7	19	11	2	0	0	0	0	0	6

FAMILY COURT JUDGE
DETAIL

LEGISLATIVE DISTRICT OR TOWN	ELECTION DISTRICT	TOTAL VOTES	MARITZA C. BUIRAGO DEM	JAMES A. VAZZANA REP	JAMES A. VAZZANA CON	MARITZA C. BUIRAGO WOR	JAMES A. VAZZANA IND	JAMES A. VAZZANA REF	SCATTER	BLANK AND VOID
Leg. Dist. 22										
	8	60	42	5	2	1	0	0	0	10
	9	45	39	1	0	1	0	0	0	4
	10	48	39	3	0	0	0	0	0	6
	11	84	61	4	2	4	0	0	0	13
	12	35	25	2	0	1	1	0	0	6
	13	15	10	0	0	0	0	0	0	5
	14	61	38	7	4	1	2	0	0	9
	15	78	53	8	0	3	0	0	0	14
	16	25	19	2	0	1	0	1	0	2
	17	16	11	1	0	0	1	0	0	3
	18	44	37	2	0	1	0	0	0	4
	19	38	25	3	2	0	0	0	1	7
	20	67	47	5	0	2	1	0	0	12
	21	41	27	1	0	1	0	1	0	11
	22	46	35	1	0	3	0	0	0	7
	23	40	29	0	0	2	0	0	0	9
	24	17	10	3	0	1	0	0	0	3
	25	178	110	37	4	5	4	1	0	17
	26	79	60	11	3	0	0	0	0	5
	27	61	44	3	3	2	0	1	0	8
Leg. Dist. 22		1,413	998	113	29	42	12	4	1	214
Leg. Dist. 23										
	1	67	37	15	1	8	1	0	0	5
	2	96	51	15	4	6	6	1	1	12
	3	121	59	25	2	20	1	1	1	12
	4	217	145	36	8	10	4	2	0	12
	5	45	23	8	1	4	4	0	0	5
	6	73	42	12	3	7	4	1	0	4
	7	131	79	24	4	12	2	2	0	8
	8	108	63	14	5	10	1	2	0	13
	9	119	72	20	7	9	2	0	0	9
	10	109	69	20	3	8	0	0	0	9
	11	107	54	19	2	16	3	0	0	13
	12	208	119	53	9	10	4	0	0	13
	13	130	72	33	2	7	4	0	0	12
	14	93	66	9	3	7	2	0	0	6
	15/29	79	44	15	5	8	2	0	0	5
	16	92	52	21	5	3	2	0	0	9
	17	195	103	37	14	17	5	0	1	18
	18	326	176	68	18	20	14	1	1	28
	19	173	77	47	8	11	10	2	0	18
	20	205	129	31	9	13	5	2	0	16
	21	192	104	40	6	15	5	1	1	20
	22	166	96	38	6	7	7	0	0	12

FAMILY COURT JUDGE
DETAIL

LEGISLATIVE DISTRICT OR TOWN	ELECTION DISTRICT	TOTAL VOTES	MARITZA C. BUIRAGO DEM	JAMES A. VAZZANA REP	JAMES A. VAZZANA CON	MARITZA C. BUIRAGO WOR	JAMES A. VAZZANA IND	JAMES A. VAZZANA REF	SCATTER	BLANK AND VOID
Leg. Dist. 23										
	23	87	56	15	1	3	2	1	1	8
	24	144	79	39	7	4	4	1	0	10
	25	247	132	56	9	15	11	2	0	22
	26	301	154	82	5	12	11	0	0	37
	27	126	64	29	10	7	5	1	0	10
	28	98	67	8	7	7	1	1	0	7
		4,055	2,284	829	164	276	122	21	6	353
Leg. Dist. 24										
	1/24	257	148	33	5	36	12	0	0	23
	2/23	190	130	24	5	19	5	0	0	7
	3/22	145	95	19	11	13	2	0	0	5
	4	165	97	22	4	22	5	1	0	14
	5	168	92	39	7	7	6	0	1	16
	6	97	56	15	1	9	5	0	0	11
	7	90	44	26	1	8	2	1	0	8
	8	110	62	24	3	12	4	1	0	4
	9	106	48	25	6	10	4	2	0	11
	10	185	124	21	2	20	4	0	0	14
	11/12	53	35	10	1	2	3	0	0	2
	13	153	104	14	3	19	2	3	0	8
	14/20/21	216	131	28	4	23	6	1	1	22
	15	171	89	33	10	14	3	2	1	19
	16	128	76	23	2	13	4	2	0	8
	17	81	33	33	2	2	3	0	0	8
	18	110	66	20	3	10	4	1	0	6
	19	10	6	2	0	0	0	1	0	1
		2,435	1,436	411	70	239	74	15	3	187
Leg. Dist. 24										
Leg. Dist. 25										
	1	164	112	23	4	8	3	1	0	13
	2	105	66	5	1	5	2	1	0	25
	3	145	82	6	7	3	1	1	0	45
	4/24	99	57	26	3	3	1	0	0	9
	5	71	53	3	0	0	0	1	0	14
	6	69	44	6	2	6	2	0	0	9
	7	104	68	3	3	2	1	0	0	27
	8	122	87	6	1	3	1	0	0	24
	9	40	29	2	0	0	0	0	0	9
	10	138	88	18	1	6	1	0	0	24
	11	47	37	3	1	1	0	0	0	5
	12	110	70	6	5	16	3	0	1	9
	13	80	56	0	0	4	2	0	0	18
	14	59	35	11	1	7	1	1	0	3
	15	68	49	2	1	2	0	1	0	13

FAMILY COURT JUDGE
DETAIL

LEGISLATIVE DISTRICT OR TOWN	ELECTION DISTRICT	TOTAL VOTES	MARITZA C. BUIRAGO DEM	JAMES A. VAZZANA REP	JAMES A. VAZZANA CON	MARITZA C. BUIRAGO WOR	JAMES A. VAZZANA IND	JAMES A. VAZZANA REF	SCATTER	BLANK AND VOID
Leg. Dist. 25										
	16	66	41	8	3	1	3	0	0	10
	17	62	35	1	1	1	0	1	0	23
	18	112	79	7	0	3	0	0	1	22
	19	11	7	1	1	0	0	0	0	2
	20	30	17	8	3	0	0	1	0	1
	21	53	34	4	1	3	0	1	0	10
	22	94	67	9	1	6	0	1	0	10
	23	7	6	1	0	0	0	0	0	0
	25	181	102	21	5	11	3	2	0	37
	26/27/28	67	27	12	5	9	2	1	0	11
	29/30	99	62	11	3	14	1	0	0	8
Leg. Dist. 25		2,203	1,410	203	53	114	27	13	2	381
Leg. Dist. 26										
	1	274	89	102	33	15	6	0	0	29
	2	90	37	22	12	3	3	0	0	13
	3	65	30	19	4	0	1	0	0	11
	4	156	46	62	17	8	6	1	0	16
	5	97	46	22	11	7	5	0	0	6
	6	87	52	19	6	0	2	0	0	8
	7	104	39	31	9	6	6	0	0	13
	8	109	60	23	7	5	1	1	0	12
	9	147	62	46	14	8	7	0	0	10
	10	112	59	28	6	5	4	0	0	10
	11	130	45	54	4	7	2	3	0	15
	12	143	43	67	14	2	6	0	0	11
	13	179	54	77	24	9	4	0	0	11
	14	179	74	66	17	7	8	2	0	5
	15	95	51	21	5	5	2	2	0	9
	16	145	49	56	12	11	5	0	0	12
	17	132	52	45	7	5	4	3	1	15
Leg. Dist. 26		2,244	888	760	202	103	72	12	1	206
Leg. Dist. 27										
	1	137	87	14	15	5	2	1	0	13
	2	149	102	8	7	7	3	1	0	21
	3	128	77	18	4	10	3	0	0	16
	4	158	102	17	6	8	0	1	0	24
	5	137	85	11	3	17	0	0	0	21
	6	109	70	17	3	0	3	0	0	16
	7	112	70	16	3	7	3	0	0	13
	8	184	114	14	3	9	2	1	1	40
	9	170	124	9	0	9	2	0	0	26
	10	149	90	29	8	5	1	1	0	15
	11	146	99	17	4	5	4	0	0	17

FAMILY COURT JUDGE
DETAIL

LEGISLATIVE DISTRICT OR TOWN	ELECTION DISTRICT	TOTAL VOTES	MARITZA C. BUIRAGO DEM	JAMES A. VAZZANA REP	JAMES A. VAZZANA CON	MARITZA C. BUIRAGO WOR	JAMES A. VAZZANA IND	JAMES A. VAZZANA REF	SCATTER	BLANK AND VOID
Leg. Dist. 27										
	12	100	70	11	3	6	1	0	0	9
	13	124	91	5	1	2	3	0	0	22
	14	93	66	7	1	1	1	0	0	17
	15	109	57	10	2	7	1	2	0	30
	16	126	82	13	3	4	0	0	0	24
	17	119	83	15	2	3	0	0	0	16
	18	103	52	34	5	2	2	0	0	8
	19	137	99	7	3	6	1	0	0	21
	20	58	39	3	3	0	0	0	0	13
	21	75	53	4	3	2	1	0	0	12
	22	68	37	13	2	3	3	0	0	10
	23	80	59	3	2	2	1	0	0	13
	25	50	14	16	4	2	4	0	0	10
	26	65	25	21	2	5	4	0	0	8
Leg. Dist. 27		2,886	1,847	332	92	127	45	7	1	435
Leg. Dist. 28										
	1	72	40	13	4	4	1	0	0	10
	2	70	33	9	8	8	1	1	0	10
	3	43	30	7	1	0	2	0	0	3
	4	51	25	16	1	1	1	1	0	6
	5	63	29	20	3	3	1	0	0	7
	6	158	81	31	14	1	6	0	0	25
	7/17	161	78	45	8	7	3	1	0	19
	8/19	93	57	11	3	5	3	0	0	14
	9	79	48	15	2	5	2	0	0	7
	10	32	15	10	0	1	2	1	0	3
	11	59	31	8	5	4	0	0	0	11
	12	45	24	8	1	2	2	0	0	8
	13	79	35	17	9	6	5	0	0	7
	14	62	30	9	9	2	1	0	0	11
	15	31	16	9	1	1	0	0	0	4
	16	68	40	13	5	0	0	0	0	10
	18	55	29	10	3	2	1	0	0	10
	20	113	46	34	8	5	4	0	0	16
	21	80	49	13	7	4	0	0	0	7
	22	41	28	6	0	1	0	0	0	6
Leg. Dist. 28		1,455	764	304	92	62	35	4	0	194
Leg. Dist. 29										
	1/2	35	27	2	0	0	0	0	0	6
	3/8	29	16	7	1	0	0	0	0	5
	4	73	33	13	12	4	1	0	0	10
	5	85	47	15	4	6	1	1	0	11
	6	60	41	10	1	2	0	0	0	6

FAMILY COURT JUDGE
DETAIL

LEGISLATIVE DISTRICT OR TOWN	ELECTION DISTRICT	TOTAL VOTES	MARITZA C. BUIRAGO DEM	JAMES A. VAZZANA REP	JAMES A. VAZZANA CON	MARITZA C. BUIRAGO WOR	JAMES A. VAZZANA IND	JAMES A. VAZZANA REF	SCATTER	BLANK AND VOID
Leg. Dist. 29										
	7	84	45	22	5	4	2	0	0	6
	9	149	86	33	3	3	4	2	0	18
	10	108	70	15	7	2	3	0	0	11
	11	78	44	18	6	2	1	0	0	7
	12	80	47	5	6	6	9	2	0	5
	13	53	29	5	3	0	0	0	0	16
	14	31	17	5	3	1	0	0	0	5
	15	66	43	6	3	4	1	0	0	9
	16	29	14	7	1	2	0	2	0	3
	17	64	29	18	3	3	3	0	0	8
	18/27	135	64	37	10	9	4	1	0	10
	19	41	23	3	1	3	1	0	0	10
	20	98	72	7	3	1	2	0	0	13
	21	103	57	24	5	8	0	1	0	8
	22	85	47	6	3	3	0	0	0	26
	23	122	101	5	0	2	1	0	0	13
	24	115	68	21	7	3	5	0	0	11
	25/28	171	96	27	8	5	4	0	0	31
	26	34	21	6	2	2	0	0	0	3
Leg. Dist. 29		1,928	1,137	317	97	75	42	9	0	251
CITY		21,738	12,449	3,911	958	1,264	518	107	17	2,514
Brighton										
	1	254	144	49	14	22	8	1	0	16
	2	153	73	45	15	6	3	0	1	10
	3	190	74	71	17	6	9	2	0	11
	4	194	125	35	4	13	5	0	0	12
	5	230	152	38	8	13	4	1	0	14
	6	278	124	101	10	15	11	2	0	15
	7	153	75	44	7	10	3	0	0	14
	8	211	76	94	8	7	10	0	0	16
	9	210	117	51	12	12	6	2	0	10
	10	235	149	54	13	6	3	0	0	10
	11	226	114	52	9	19	8	2	0	22
	12	279	164	60	14	11	8	0	0	22
	13	151	75	50	9	2	8	0	0	7
	14	87	46	18	3	8	2	1	0	9
	15	151	73	31	17	12	4	1	0	13
	16	149	46	82	8	0	6	0	0	7
	17	112	63	21	3	6	3	0	0	16
	18	158	96	32	11	12	1	2	0	4
	19	159	80	41	13	7	7	1	0	10
	20	86	41	20	12	4	3	0	0	6
	21	175	89	43	11	16	6	0	0	10

FAMILY COURT JUDGE
DETAIL

LEGISLATIVE DISTRICT OR TOWN	ELECTION DISTRICT	TOTAL VOTES	MARITZA C. BUIRAGO DEM	JAMES A. VAZZANA REP	JAMES A. VAZZANA CON	MARITZA C. BUIRAGO WOR	JAMES A. VAZZANA IND	JAMES A. VAZZANA REF	SCATTER	BLANK AND VOID
Brighton										
	22	188	91	65	11	4	6	1	0	10
	23	159	87	41	8	6	2	0	0	15
	24	251	101	96	10	9	8	2	0	25
	25	192	118	37	9	17	1	2	0	8
	26	154	56	54	11	10	6	2	0	15
	27	144	92	29	7	4	5	0	0	7
	28	239	129	68	10	13	2	0	0	17
	29	142	51	57	9	4	5	0	0	16
	30	404	211	104	13	11	11	0	0	54
	31	190	103	50	6	6	5	2	0	18
	32	211	117	42	12	8	8	2	1	21
	33	210	123	57	9	10	2	0	0	9
	34	204	115	53	13	10	2	0	0	11
	35	156	90	39	7	11	5	0	0	4
	36	95	42	34	8	1	2	0	1	7
	37	138	85	29	6	5	4	0	0	9
	38	204	108	56	9	7	8	1	0	15
	39	183	95	45	11	6	7	0	0	19
	40	304	176	80	8	6	10	1	0	23
	41	177	93	49	5	7	8	1	0	14
	42	70	35	19	5	3	2	1	0	5
	43	162	82	42	13	7	6	0	1	11
	44	47	20	18	2	2	1	0	0	4
	45	103	47	27	14	3	4	0	0	8
	46	99	55	21	8	1	1	2	0	11
Brighton		8,267	4,318	2,244	442	378	239	32	4	610
Chili										
	1	145	42	67	19	2	5	0	0	10
	2	244	51	118	32	11	11	2	0	19
	3	216	67	94	27	5	5	0	0	18
	4	114	29	52	22	2	4	0	0	5
	5	158	50	65	17	3	4	0	0	19
	6	166	39	78	20	5	6	1	0	17
	7	82	33	27	7	5	2	1	0	7
	8	179	40	87	29	7	7	0	0	9
	9	171	51	68	24	5	8	1	0	14
	10	110	27	43	29	3	2	1	0	5
	11	176	52	90	16	7	6	0	0	5
	12	144	36	72	16	4	5	0	0	11
	13	247	62	125	29	8	8	0	0	15
	14	179	35	92	33	4	6	0	0	9
	15	160	40	80	16	4	7	0	0	13
	16	326	75	167	44	10	9	0	0	21
	17	437	93	240	47	3	14	4	0	36

FAMILY COURT JUDGE
DETAIL

LEGISLATIVE DISTRICT OR TOWN	ELECTION DISTRICT	TOTAL VOTES	MARITZA C. BUIRAGO DEM	JAMES A. VAZZANA REP	JAMES A. VAZZANA CON	MARITZA C. BUIRAGO WOR	JAMES A. VAZZANA IND	JAMES A. VAZZANA REF	SCATTER	BLANK AND VOID
Chili										
	18	142	30	68	17	1	6	2	0	18
	19	174	54	86	13	0	6	1	0	14
	20	211	63	88	29	7	8	1	0	15
	21	139	43	67	11	2	5	1	0	10
	22	104	37	41	12	4	2	1	0	7
	23	122	27	61	18	3	3	0	0	10
	24	278	90	122	35	4	9	1	0	17
	25	106	44	38	16	1	4	0	0	3
	26	200	44	89	26	7	10	4	0	20
	27	139	41	50	31	3	5	1	0	8
	28	138	62	47	13	5	3	0	0	8
	29	139	36	60	22	5	5	1	0	10
	30	66	13	27	12	3	5	0	1	5
	31	153	45	72	12	7	5	2	0	10
	32	141	30	65	17	7	5	0	0	17
Chili		5,506	1,481	2,546	711	147	190	25	1	405
Clarkson										
	1	196	45	104	27	3	9	0	0	8
	2	29	5	15	5	0	0	1	0	3
	3	187	46	85	28	6	6	1	0	15
	4	225	52	102	32	3	7	1	0	28
	5	262	67	103	53	4	7	2	0	26
	6	140	37	59	21	3	5	0	0	15
Clarkson		1,039	252	468	166	19	34	5	0	95
East Rochester										
	1	165	62	59	10	5	11	0	0	18
	2	166	55	59	7	7	6	1	0	31
	3	185	50	76	16	5	6	0	0	32
	4	143	45	55	9	11	5	0	1	17
	5	116	43	41	8	7	4	3	0	10
	6	209	76	73	17	5	7	0	0	31
	7	163	61	64	10	8	11	0	0	9
East Rochester		1,147	392	427	77	48	50	4	1	148
Gates										
	1	112	40	45	15	0	4	2	0	6
	2	154	43	72	13	5	5	0	0	16
	3	121	40	50	12	4	5	2	0	8
	4	164	39	77	21	2	6	0	0	19
	5	260	81	124	21	3	8	1	0	22
	6	180	56	69	20	9	5	1	0	20
	7	305	77	156	29	13	8	2	0	20
	8	152	31	91	11	4	1	2	0	12
	9	205	57	101	12	5	11	0	0	19

FAMILY COURT JUDGE
DETAIL

LEGISLATIVE DISTRICT OR TOWN	ELECTION DISTRICT	TOTAL VOTES	MARITZA C. BUIRAGO DEM	JAMES A. VAZZANA REP	JAMES A. VAZZANA CON	MARITZA C. BUIRAGO WOR	JAMES A. VAZZANA IND	JAMES A. VAZZANA REF	SCATTER	BLANK AND VOID
Gates										
	10	113	40	44	12	1	4	0	0	12
	11	128	40	53	14	6	5	0	0	10
	12	108	33	50	8	3	4	0	0	10
	13	135	37	70	12	2	3	1	0	10
	14	148	47	73	9	1	0	1	0	17
	15	240	74	115	25	2	10	0	0	14
	16	138	61	46	14	1	2	0	0	14
	17	151	52	58	18	6	6	0	1	10
	18	171	31	92	23	3	1	0	0	21
	19	162	32	88	23	1	6	1	0	11
	20	139	44	57	17	2	5	0	0	14
	21	156	37	87	13	6	1	0	0	12
	22	151	52	58	23	4	4	0	0	10
	23	176	52	78	22	3	4	2	0	15
	24	203	66	100	16	3	5	1	0	12
	25	121	33	58	11	5	0	2	0	12
	26	198	54	100	24	5	5	0	0	10
	27	201	72	73	17	7	12	1	0	19
	28	132	34	71	5	3	3	0	0	16
	29	150	48	56	20	0	6	0	0	20
	30	106	30	47	12	2	3	1	0	11
	31	147	35	79	14	3	5	0	0	11
	32	186	49	87	24	9	8	0	0	9
	33	87	38	39	6	2	0	0	0	2
	34	133	33	59	20	2	3	0	0	16
	35	118	28	54	12	4	5	1	0	14
Gates		5,551	1,616	2,577	568	131	163	21	1	474
Greece										
	1	148	50	53	23	6	4	4	0	8
	2	163	52	78	14	7	5	0	0	7
	3	127	27	71	15	2	5	0	0	7
	4	110	31	49	21	3	4	0	0	2
	5	106	39	34	11	3	6	0	0	13
	6	91	31	35	11	3	2	0	0	9
	7	129	41	43	15	8	7	0	0	15
	8	109	31	44	17	2	6	0	0	9
	9	113	27	49	10	4	4	3	0	16
	10	104	29	49	12	4	1	0	0	9
	11	47	14	21	4	1	2	1	0	4
	12	76	27	28	10	7	1	0	0	3
	13	127	42	58	11	2	5	0	0	9
	14	89	29	37	11	3	4	0	0	5
	15	133	29	66	18	4	4	0	1	11
	16	109	23	49	15	2	7	0	1	12

FAMILY COURT JUDGE
DETAIL

LEGISLATIVE DISTRICT OR TOWN	ELECTION DISTRICT	TOTAL VOTES	MARITZA C. BUIRAGO DEM	JAMES A. VAZZANA REP	JAMES A. VAZZANA CON	MARITZA C. BUIRAGO WOR	JAMES A. VAZZANA IND	JAMES A. VAZZANA REF	SCATTER	BLANK AND VOID
Greece										
	17	194	53	97	21	2	6	3	0	12
	18	159	43	76	26	5	2	1	0	6
	19	121	35	44	14	7	11	0	0	10
	20	104	25	44	18	2	7	2	0	6
	21	141	44	45	27	4	9	2	2	8
	22	109	36	44	8	4	4	1	0	12
	23	233	63	104	25	7	8	0	0	26
	24	184	45	101	22	5	5	0	0	6
	25	115	44	45	6	5	5	1	0	9
	26	106	30	47	14	2	6	1	0	6
	27	178	36	97	25	2	5	0	0	13
	28	161	33	76	22	5	9	2	0	14
	29	142	32	68	24	1	2	1	0	14
	30	82	23	39	13	1	1	0	0	5
	31	120	40	54	14	4	3	2	0	3
	32	131	40	55	13	8	4	2	0	9
	33	148	27	78	24	6	6	0	0	7
	34	163	48	66	23	5	1	1	0	19
	35	154	31	61	26	8	8	1	0	19
	36	188	51	93	25	2	5	0	0	12
	37	118	28	53	20	7	2	0	0	8
	38	217	59	109	26	8	4	1	0	10
	39	103	31	45	11	1	3	2	0	10
	40	108	29	41	11	0	9	1	0	17
	41	172	60	68	24	3	3	1	1	12
	42	123	51	37	15	7	3	0	0	10
	43	120	23	54	26	4	4	0	0	9
	44	204	69	94	23	0	7	0	0	11
	45	198	43	107	21	1	7	1	0	18
	46	74	25	27	11	6	2	0	0	3
	47	147	41	66	25	5	6	0	0	4
	48	109	26	54	14	0	2	0	0	13
	49	111	23	56	13	2	3	0	0	14
	50	155	41	67	20	2	7	0	0	18
	51	101	24	48	10	3	4	0	0	12
	52	192	51	85	26	7	11	2	1	9
	53	122	54	40	12	1	4	0	0	11
	54	172	39	77	29	4	10	0	0	13
	55	116	31	52	22	1	0	2	0	8
	56	190	53	86	20	5	7	3	0	16
	57	129	41	55	15	2	6	0	0	10
	58	201	52	96	27	6	5	3	0	12
	59	67	28	21	10	0	2	1	0	5
	60	108	31	47	15	2	2	0	0	11

FAMILY COURT JUDGE
DETAIL

LEGISLATIVE DISTRICT OR TOWN	ELECTION DISTRICT	TOTAL VOTES	MARITZA C. BUIRAGO DEM	JAMES A. VAZZANA REP	JAMES A. VAZZANA CON	MARITZA C. BUIRAGO WOR	JAMES A. VAZZANA IND	JAMES A. VAZZANA REF	SCATTER	BLANK AND VOID
Greece										
	61	124	34	54	15	6	4	0	0	11
	62	175	48	84	25	1	6	0	0	11
	63	171	63	56	22	5	9	0	0	16
	64	113	29	52	12	3	5	0	0	12
	65	179	49	88	11	2	6	0	0	23
	66	73	16	35	9	1	1	0	0	11
	67	149	38	80	20	1	5	0	0	5
	68	186	37	95	31	4	5	0	0	14
	69	125	42	57	13	4	6	1	0	2
	70	371	83	198	46	6	13	0	0	25
	71	175	51	84	16	6	2	1	0	15
	72	227	58	107	24	7	6	1	0	24
	73	96	33	32	13	5	2	0	0	11
	74	101	28	49	12	2	2	0	0	8
	75	108	25	57	14	1	2	0	0	9
	76	122	25	65	19	4	1	0	0	8
	77	190	55	84	17	2	6	1	0	25
	78	91	24	46	8	3	5	1	0	4
	79	276	45	141	44	5	11	0	0	30
	80	252	56	133	32	4	5	0	0	22
	81	114	24	62	8	2	5	0	0	13
	82	91	33	32	12	3	6	0	0	5
	83	68	21	25	12	0	1	1	0	8
	84	154	44	71	16	6	2	1	0	14
	85	174	45	81	28	4	7	0	0	9
	86	217	63	96	25	1	8	1	0	23
	87	127	31	52	24	1	4	0	0	15
	88	176	56	77	14	5	7	2	0	15
	89	124	32	67	9	5	0	0	0	11
	90	153	36	75	26	2	2	0	0	12
	91	295	72	145	37	5	12	1	0	23
	92	215	59	97	29	1	6	2	0	21
	93	214	73	95	18	6	6	0	0	16
	94	155	48	67	17	7	7	1	0	8
	95	81	22	37	7	7	2	0	0	6
	96	195	53	86	19	2	14	1	0	20
	97	371	79	195	46	11	5	1	0	34
	98	225	49	106	31	9	11	1	0	18
	99	178	37	84	30	3	4	1	0	19
	100	232	52	119	21	3	13	1	1	22
	101	120	26	66	16	4	2	1	0	5
	102	196	34	110	23	4	9	2	0	14
	103	197	41	95	33	3	7	0	0	18
	104	129	42	61	10	2	4	1	0	9

FAMILY COURT JUDGE
DETAIL

LEGISLATIVE DISTRICT OR TOWN	ELECTION DISTRICT	TOTAL VOTES	MARITZA C. BUIRAGO DEM	JAMES A. VAZZANA REP	JAMES A. VAZZANA CON	MARITZA C. BUIRAGO WOR	JAMES A. VAZZANA IND	JAMES A. VAZZANA REF	SCATTER	BLANK AND VOID
Greece										
	105	221	46	117	29	5	6	2	0	16
	106	115	22	68	14	2	2	0	0	7
	107	83	11	40	18	5	3	0	0	6
	108	116	27	55	11	4	6	1	0	12
	109	161	45	77	14	8	3	0	0	14
		<u>16,272</u>	<u>4,316</u>	<u>7,538</u>	<u>2,054</u>	<u>415</u>	<u>553</u>	<u>71</u>	<u>7</u>	<u>1,318</u>
Greece										
Hamlin										
	1	100	28	45	13	5	5	1	0	3
	2	185	42	104	19	2	8	0	0	10
	3	160	44	64	34	5	5	0	0	8
	4	116	22	64	16	2	4	0	0	8
	5	122	28	53	25	3	3	0	0	10
	6	133	33	50	27	5	5	4	1	8
	7	202	47	98	25	7	6	0	0	19
	8	88	22	47	6	4	1	0	0	8
	9	98	18	58	9	2	2	1	0	8
	10	173	37	89	22	2	5	1	1	16
		<u>1,377</u>	<u>321</u>	<u>672</u>	<u>196</u>	<u>37</u>	<u>44</u>	<u>7</u>	<u>2</u>	<u>98</u>
Hamlin										
Henrietta										
	1	318	98	143	29	9	9	0	0	30
	2	226	58	99	23	8	11	1	0	26
	3	82	30	31	4	6	3	1	0	7
	4	226	99	77	13	8	9	0	0	20
	5	267	87	93	35	2	10	1	0	39
	6	249	73	92	29	8	13	1	1	32
	7	240	92	80	25	10	6	0	0	27
	8	265	86	98	18	13	15	1	0	34
	9	173	69	59	14	5	2	0	0	24
	10	234	75	95	20	12	8	0	0	24
	11	202	92	55	19	4	9	1	1	21
	12	221	56	90	24	12	18	0	0	21
	13	290	123	89	34	9	10	1	0	24
	14	177	51	83	9	5	6	1	0	22
	15	271	96	95	25	4	7	2	0	42
	16	167	60	73	13	5	4	0	0	12
	17	322	122	109	32	10	15	0	0	34
	18	294	117	101	26	6	5	0	0	39
	19	214	63	99	15	6	6	1	0	24
	20	331	114	122	27	10	10	1	0	47
	21	218	81	76	19	10	10	0	0	22
	22	374	118	159	42	8	9	1	0	37
	23	179	66	67	16	8	3	2	0	17
	24	262	91	99	20	11	10	0	0	31

FAMILY COURT JUDGE
DETAIL

LEGISLATIVE DISTRICT OR TOWN	ELECTION DISTRICT	TOTAL VOTES	MARITZA C. BUIRAGO DEM	JAMES A. VAZZANA REP	JAMES A. VAZZANA CON	MARITZA C. BUIRAGO WOR	JAMES A. VAZZANA IND	JAMES A. VAZZANA REF	SCATTER	BLANK AND VOID
Henrietta										
	25	271	79	109	27	5	8	3	0	40
	26	496	156	200	55	11	13	1	0	60
	27	426	133	188	31	8	18	1	0	47
	28	295	94	129	31	6	8	0	0	27
	29	576	259	174	46	18	20	0	0	59
	30	456	171	155	37	14	14	1	0	64
	31	159	69	47	17	3	3	0	0	20
	32	366	145	145	17	9	7	2	0	41
	33	158	46	61	11	8	9	0	0	23
	34	119	41	51	10	4	2	0	0	11
	35	298	105	125	24	6	5	1	0	32
Henrietta		9,422	3,315	3,568	837	281	315	24	2	1,080
Irondequoit										
	1	213	71	75	25	7	5	4	0	26
	2	144	50	54	16	8	5	1	0	10
	3	214	93	50	21	11	16	0	0	23
	4	81	27	34	9	1	5	0	0	5
	5	152	65	50	13	9	5	1	0	9
	6	321	157	95	24	11	6	0	0	28
	7	301	122	103	32	11	7	0	0	26
	8	190	67	92	14	0	8	0	0	9
	9	190	48	95	14	4	5	1	0	23
	10	250	94	99	25	6	7	1	0	18
	11	102	43	34	8	5	6	0	0	6
	12	115	58	29	11	3	10	1	0	3
	13	244	124	62	19	7	7	1	0	24
	14	237	90	83	29	7	7	2	0	19
	15	265	100	105	22	11	8	0	0	19
	16	355	144	134	28	12	11	1	0	25
	17	145	56	56	14	6	7	0	0	6
	18	172	72	63	16	3	4	0	0	14
	19	172	83	47	17	8	6	0	0	11
	20	199	68	85	18	6	8	1	0	13
	21	173	71	58	21	5	5	0	0	13
	22	248	104	84	21	7	9	1	0	22
	23	184	67	74	8	11	5	2	0	17
	24	189	72	61	19	12	2	1	0	22
	25	181	64	71	14	7	5	2	0	18
	26	107	49	34	4	0	2	1	0	17
	27	153	57	57	14	5	7	1	0	12
	28	148	27	75	18	4	5	0	1	18
	29	131	50	46	12	7	5	0	0	11
	30	187	73	64	11	12	5	0	0	22
	31	261	130	70	19	15	6	0	0	21

FAMILY COURT JUDGE
DETAIL

LEGISLATIVE DISTRICT OR TOWN	ELECTION DISTRICT	TOTAL VOTES	MARITZA C. BUIRAGO DEM	JAMES A. VAZZANA REP	JAMES A. VAZZANA CON	MARITZA C. BUIRAGO WOR	JAMES A. VAZZANA IND	JAMES A. VAZZANA REF	SCATTER	BLANK AND VOID
Irondequoit										
	32	166	74	52	12	6	3	0	0	19
	33	135	51	50	16	3	2	0	1	12
	34	278	79	147	24	5	7	2	0	14
	35	112	48	37	4	7	7	0	0	9
	36	72	28	26	8	1	4	0	0	5
	37	126	34	63	8	2	1	0	0	18
	38	95	32	30	12	4	2	1	0	14
	39	61	23	24	3	1	2	0	0	8
	40	129	50	39	12	8	9	1	0	10
	41	150	59	50	15	5	4	0	0	17
	42	213	85	76	22	10	8	0	0	12
	43	125	51	39	18	5	5	0	1	6
	44	410	141	182	20	14	13	1	1	38
	45	133	44	61	11	4	3	0	0	10
	46	158	52	67	15	4	6	0	0	14
	47	65	19	34	3	1	0	1	0	7
	48	194	77	72	15	7	6	0	0	17
	49	253	102	98	16	8	10	1	0	18
	50	91	45	27	6	2	1	2	0	8
	51	272	99	97	18	17	9	1	0	31
	52	143	59	61	5	4	5	1	0	8
	53	145	54	57	4	5	2	0	0	23
	54	49	19	16	6	1	1	1	0	5
	55	192	80	65	13	7	7	2	0	18
	56	160	62	60	15	5	2	0	0	16
	57	256	89	116	21	6	4	1	0	19
	58	201	70	67	26	6	11	0	0	21
	59	164	53	63	17	6	6	1	0	18
	60	189	69	68	18	4	12	0	0	18
	61	253	79	106	29	10	4	1	0	24
	62	209	78	75	21	14	8	0	0	13
	63	141	59	53	7	4	8	0	0	10
	64	41	23	14	1	2	0	0	0	1
	65	105	54	23	8	4	4	0	0	12
	66	53	29	11	6	1	1	0	0	5
	67	136	38	56	10	6	4	0	0	22
	68	153	63	56	13	3	4	0	0	14
Irondequoit		11,852	4,567	4,377	1,014	423	384	39	4	1,044
Mendon										
	1	257	83	101	30	4	18	2	0	19
	2	216	79	76	19	12	4	1	0	25
	3	284	87	124	37	3	6	1	0	26
	4	187	67	71	20	8	9	1	0	11
	5	264	88	104	34	4	10	1	0	23

FAMILY COURT JUDGE
DETAIL

LEGISLATIVE DISTRICT OR TOWN	ELECTION DISTRICT	TOTAL VOTES	MARITZA C. BUIRAGO DEM	JAMES A. VAZZANA REP	JAMES A. VAZZANA CON	MARITZA C. BUIRAGO WOR	JAMES A. VAZZANA IND	JAMES A. VAZZANA REF	SCATTER	BLANK AND VOID
Mendon										
	6	211	58	93	25	9	9	2	0	15
	7	265	70	119	35	1	8	2	0	30
	8	81	24	32	12	3	1	0	0	9
	9	210	73	100	17	4	1	2	0	13
Mendon		1,975	629	820	229	48	66	12	0	171
Ogden										
	1	157	47	66	22	7	3	1	0	11
	2	227	57	105	30	8	8	1	0	18
	3	230	78	101	26	4	8	2	0	11
	4	174	47	76	36	3	5	0	0	7
	5	157	35	70	29	5	3	0	0	15
	6	190	57	88	22	4	7	0	0	12
	7	107	24	44	17	8	1	0	0	13
	8	185	40	96	23	4	3	1	0	18
	9	150	35	70	21	7	4	1	0	12
	10	197	50	84	37	5	4	2	0	15
	11	169	39	68	39	4	7	0	0	12
	12	195	41	95	37	4	3	1	0	14
	13	143	37	71	16	3	7	0	0	9
	14	140	27	59	26	7	6	1	0	14
	15	224	54	113	30	2	5	1	0	19
	16	118	26	62	22	0	2	1	0	5
	17	134	27	70	18	3	5	0	0	11
	18	183	41	82	37	4	7	1	0	11
	19	232	38	120	47	6	9	0	0	12
	20	218	41	95	44	7	9	0	0	22
Ogden		3,530	841	1,635	579	95	106	13	0	261
Parma										
	1	205	35	105	40	5	7	0	0	13
	2	196	40	105	31	4	3	0	0	13
	3	140	28	70	22	4	3	0	0	13
	4	171	32	84	33	4	6	1	0	11
	5	124	17	59	20	4	5	1	0	18
	6	84	7	49	14	2	5	0	0	7
	7	181	37	95	27	3	4	0	0	15
	8	281	55	135	38	7	11	0	0	35
	9	172	35	77	31	7	7	0	0	15
	10	186	27	93	44	6	6	0	0	10
	11	199	57	79	37	8	8	0	0	10
	12	157	41	73	21	4	6	0	0	12
	13	261	45	119	49	7	10	1	0	30
	14	110	23	57	14	2	4	0	0	10

FAMILY COURT JUDGE
DETAIL

LEGISLATIVE DISTRICT OR TOWN	ELECTION DISTRICT	TOTAL VOTES	MARITZA C. BUIRAGO DEM	JAMES A. VAZZANA REP	JAMES A. VAZZANA CON	MARITZA C. BUIRAGO WOR	JAMES A. VAZZANA IND	JAMES A. VAZZANA REF	SCATTER	BLANK AND VOID
Parma	15	180	34	81	36	5	8	0	0	16
Parma		2,647	513	1,281	457	72	93	3	0	228
Penfield	1	70	14	33	9	3	4	0	0	7
	2	183	71	79	12	5	5	1	0	10
	3	179	49	74	24	5	9	3	0	15
	4	231	44	119	38	5	13	1	0	11
	5	231	89	86	21	8	9	1	0	17
	6	162	36	101	14	2	2	0	0	7
	7	214	82	87	26	7	6	0	0	6
	8	138	40	63	13	4	2	1	0	15
	9	288	130	105	21	10	8	0	0	14
	10	136	53	54	11	7	2	0	0	9
	11	97	27	51	10	0	3	0	0	6
	12	194	65	79	22	8	5	0	0	15
	13	231	66	102	26	7	8	0	0	22
	14	244	60	128	28	7	5	0	0	16
	15	240	91	89	20	10	6	2	0	22
	16	90	36	27	6	8	4	1	0	8
	17	207	73	86	20	4	9	2	0	13
	18	153	56	66	13	6	5	1	0	6
	19	289	125	118	21	5	8	1	0	11
	20	226	85	95	20	10	5	1	1	9
	21	216	84	84	16	7	12	2	0	11
	22	164	63	66	14	6	0	1	0	14
	23	238	93	86	24	13	6	0	1	15
	24	263	79	111	33	11	12	2	0	15
	25	144	42	66	14	6	4	0	0	12
	26	107	25	57	7	3	6	1	0	8
	27	223	69	93	23	4	11	0	0	23
	28	149	57	58	18	3	5	0	0	8
	29	205	65	91	24	6	5	0	0	14
	30	280	87	130	31	5	8	2	0	17
	31	126	53	51	8	2	2	1	0	9
	32	119	36	56	8	6	2	1	0	10
	33	201	57	88	28	10	7	1	0	10
	34	171	41	91	21	4	9	0	0	5
	35	197	67	85	18	3	6	0	0	18
	36	149	48	68	13	8	6	1	0	5
	37	345	89	184	32	3	13	0	0	24
	38	138	37	73	14	4	4	0	0	6
	39	100	31	38	14	6	3	0	0	8
	40	196	59	100	14	5	11	0	0	7
	41	280	67	153	25	7	6	0	0	22

FAMILY COURT JUDGE
DETAIL

LEGISLATIVE DISTRICT OR TOWN	ELECTION DISTRICT	TOTAL VOTES	MARITZA C. BUIRAGO DEM	JAMES A. VAZZANA REP	JAMES A. VAZZANA CON	MARITZA C. BUIRAGO WOR	JAMES A. VAZZANA IND	JAMES A. VAZZANA REF	SCATTER	BLANK AND VOID
Penfield	42	147	40	69	17	0	9	0	0	12
Penfield		7,961	2,581	3,540	791	243	265	27	2	512
Perinton	1	297	107	137	29	4	4	1	0	15
	2	229	79	106	13	6	11	3	0	11
	3	202	69	91	19	6	8	1	0	8
	4	152	65	58	11	5	3	1	0	9
	5	77	22	30	7	1	7	0	0	10
	6	172	73	64	9	6	7	1	0	12
	7	210	84	83	15	7	4	1	0	16
	8	213	77	86	26	3	8	1	0	12
	9	295	76	146	32	4	13	1	0	23
	10	220	77	101	18	7	4	1	0	12
	11	128	50	47	8	8	6	2	0	7
	12	211	76	93	13	6	5	3	0	15
	13	204	55	115	12	1	6	0	0	15
	14	217	78	93	26	4	4	0	0	12
	15	159	60	62	16	5	1	0	0	15
	16	174	70	67	18	2	9	0	0	8
	17	232	89	89	23	10	5	0	0	16
	18	222	73	87	24	3	8	1	0	26
	19	179	50	82	23	5	7	4	0	8
	20	176	62	75	21	5	4	1	0	8
	21	277	74	132	31	9	5	5	0	21
	22	139	38	63	16	5	6	0	0	11
	23	291	105	121	26	9	9	1	0	20
	24	312	79	173	23	1	12	4	0	20
	25	160	73	50	12	8	2	0	0	15
	26	232	75	96	22	3	14	1	0	21
	27	187	49	98	17	3	2	0	0	18
	28	182	55	89	18	6	4	1	0	9
	29	117	38	44	17	7	3	0	0	8
	30	166	59	73	17	2	6	2	0	7
	31	238	80	107	21	5	10	0	0	15
	32	156	46	74	15	3	8	0	0	10
	33	227	75	105	20	8	9	0	0	10
	34	235	61	109	20	5	17	0	0	23
	35	187	55	76	26	3	9	1	0	17
	36	84	36	39	4	0	0	0	0	5
	37	186	77	64	22	5	7	3	0	8
	38	231	86	91	12	15	10	1	0	16
	39	211	67	95	22	6	8	2	0	11
	40	153	43	65	20	10	8	0	0	7
	41	145	39	62	18	4	8	1	0	13

FAMILY COURT JUDGE
DETAIL

LEGISLATIVE DISTRICT OR TOWN	ELECTION DISTRICT	TOTAL VOTES	MARITZA C. BUIRAGO DEM	JAMES A. VAZZANA REP	JAMES A. VAZZANA CON	MARITZA C. BUIRAGO WOR	JAMES A. VAZZANA IND	JAMES A. VAZZANA REF	SCATTER	BLANK AND VOID
Perinton										
	42	175	68	69	13	2	8	0	0	15
	43	357	105	181	32	7	14	0	0	18
	44	188	65	84	13	6	6	1	0	13
	45	296	73	159	35	8	3	0	0	18
	46	113	44	43	15	2	3	0	0	6
	47	190	58	87	20	6	8	1	0	10
	48	154	54	69	15	4	5	0	0	7
	49	187	51	81	36	3	6	1	1	8
	50	55	21	15	4	5	5	1	0	4
	51	255	42	152	37	6	8	0	0	10
	52	185	53	91	18	2	3	2	0	16
	53	189	74	80	17	7	3	1	0	7
	54	338	82	191	35	5	11	1	0	13
	55	220	68	113	19	4	8	0	0	8
	56	221	58	103	26	8	8	1	1	16
Perinton		11,208	3,618	5,056	1,097	290	380	53	2	712
Pittsford										
	1	194	73	72	16	8	6	1	0	18
	2	208	103	72	10	4	8	0	0	11
	3	362	112	181	24	4	9	1	0	31
	4	231	99	90	16	6	6	2	0	12
	5	162	87	46	9	4	3	0	0	13
	6	148	59	52	6	8	4	0	0	19
	7	80	34	32	5	3	2	0	0	4
	8	227	68	110	23	1	8	2	0	15
	9	250	88	120	17	3	5	3	0	14
	10	212	75	104	12	10	3	1	0	7
	11	177	60	68	24	2	8	0	1	14
	12	184	67	81	14	3	7	1	0	11
	13	148	60	50	12	7	3	1	0	15
	14	286	106	128	26	1	9	0	0	16
	15	118	39	46	8	3	10	0	0	12
	16	146	56	67	9	5	3	0	0	6
	17	252	106	97	19	5	11	0	1	13
	18	162	77	72	2	2	4	0	0	5
	19	143	37	72	24	1	2	0	0	7
	20	242	101	95	15	6	9	1	0	15
	21	195	79	84	14	3	4	0	0	11
	22	313	135	128	27	9	4	1	0	9
	23	192	54	90	20	5	8	1	0	14
	24	256	77	121	16	7	5	1	1	28
	25	314	101	151	18	4	11	0	0	29
	26	193	70	84	20	7	7	2	1	2
	27	151	58	60	16	4	4	1	0	8

FAMILY COURT JUDGE
DETAIL

LEGISLATIVE DISTRICT OR TOWN	ELECTION DISTRICT	TOTAL VOTES	MARITZA C. BUIRAGO DEM	JAMES A. VAZZANA REP	JAMES A. VAZZANA CON	MARITZA C. BUIRAGO WOR	JAMES A. VAZZANA IND	JAMES A. VAZZANA REF	SCATTER	BLANK AND VOID
Pittsford										
	28	157	60	69	8	6	4	1	0	9
	29	218	70	97	16	4	9	0	0	22
	30	171	71	65	19	3	4	0	0	9
	31	223	81	104	17	1	9	1	2	8
	32	215	78	103	6	4	3	2	0	19
	33	214	71	93	22	6	8	2	0	12
	34	246	84	118	15	9	3	3	0	14
Pittsford		6,990	2,596	3,022	525	158	203	28	6	452
Riga										
	1	311	77	140	39	14	8	3	0	30
	2	277	63	144	39	7	7	0	0	17
	3	134	43	58	18	5	3	0	0	7
	4	212	66	91	24	2	10	0	0	19
	5	195	35	102	24	4	6	2	0	22
	6	176	29	90	42	2	4	0	0	9
Riga		1,305	313	625	186	34	38	5	0	104
Rush										
	1	343	92	162	32	12	6	1	1	37
	2	227	56	95	22	4	14	1	0	35
	3	351	122	126	31	19	13	3	0	37
	4	272	75	114	36	9	10	0	0	28
Rush		1,193	345	497	121	44	43	5	1	137
Sweden										
	1	252	95	88	22	10	8	8	0	21
	2	109	46	39	8	3	5	1	0	7
	3	272	96	94	24	16	12	2	0	28
	4	273	97	85	36	16	10	0	1	28
	5	74	30	27	4	5	2	0	0	6
	6	217	76	72	29	7	7	1	0	25
	7	288	98	113	29	5	13	0	0	30
	8	186	49	82	19	8	8	0	0	20
	9	143	45	54	20	4	9	1	0	10
	10	317	71	127	54	10	12	2	0	41
	11	80	36	20	10	4	2	0	0	8
	12	190	48	80	28	7	6	2	0	19
Sweden		2,401	787	881	283	95	94	17	1	243
Webster										
	1	215	57	96	28	9	6	0	0	19
	2	186	57	79	23	5	8	2	0	12
	3	233	75	101	26	4	7	0	0	20
	4	85	31	30	8	5	4	1	0	6
	5	196	61	86	17	9	7	4	0	12

FAMILY COURT JUDGE
DETAIL

LEGISLATIVE DISTRICT OR TOWN	ELECTION DISTRICT	TOTAL VOTES	MARITZA C. BUIRAGO DEM	JAMES A. VAZZANA REP	JAMES A. VAZZANA CON	MARITZA C. BUIRAGO WOR	JAMES A. VAZZANA IND	JAMES A. VAZZANA REF	SCATTER	BLANK AND VOID
Webster										
	6	127	32	66	13	1	3	1	0	11
	7	189	51	85	21	4	8	2	0	18
	8	175	57	68	18	8	9	0	0	15
	9	117	25	60	14	2	2	0	0	14
	10	357	85	156	54	10	22	1	0	29
	11	154	36	84	10	9	3	0	0	12
	12	283	71	144	31	2	15	1	0	19
	13	181	63	76	23	5	7	1	0	6
	14	171	49	76	22	6	9	0	0	9
	15	151	38	78	10	3	9	2	0	11
	16	190	53	86	26	3	5	0	0	17
	17	154	30	85	16	3	6	1	0	13
	18	121	35	59	10	4	5	0	0	8
	19	288	68	150	42	7	10	0	0	11
	20	266	58	128	37	3	14	1	0	25
	21	200	62	82	26	7	9	2	0	12
	22	194	40	97	30	7	5	2	0	13
	23	160	53	65	17	5	7	0	0	13
	24	384	99	173	49	11	16	0	0	36
	25	75	18	40	8	1	4	0	0	4
	26	165	38	73	24	7	7	1	0	15
	27	222	48	115	27	6	2	1	0	23
	28	154	44	65	24	4	7	2	0	8
	29	132	40	56	13	3	9	0	0	11
	30	121	47	42	12	4	7	0	0	9
	31	246	58	121	35	0	8	0	0	24
	32	278	58	150	44	5	5	0	0	16
	33	210	53	99	26	7	8	0	0	17
	34	155	30	82	24	5	4	0	0	10
	35	155	39	66	30	4	4	1	0	11
	36	141	37	63	24	3	4	1	1	8
	37	282	82	137	26	7	9	2	0	19
	38	181	60	88	12	4	6	0	0	11
	39	223	62	103	19	5	11	1	0	22
	40	386	104	181	37	11	10	4	0	39
	41	224	54	113	32	5	10	0	0	10
	42	197	60	92	23	2	7	0	0	13
	43	126	41	55	17	1	3	0	0	9
Webster		8,450	2,259	3,951	1,028	216	321	34	1	640
Wheatland										
	1	202	82	64	28	10	2	0	0	16
	2	196	49	75	31	7	9	0	0	25
	3	215	89	72	22	8	8	0	0	16
	4	161	33	69	27	7	4	0	0	21

FAMILY COURT JUDGE
DETAIL

LEGISLATIVE DISTRICT OR TOWN	ELECTION DISTRICT	TOTAL VOTES	MARITZA C. BUIRAGO DEM	JAMES A. VAZZANA REP	JAMES A. VAZZANA CON	MARITZA C. BUIRAGO WOR	JAMES A. VAZZANA IND	JAMES A. VAZZANA REF	SCATTER	BLANK AND VOID
Wheatland	5	207	44	95	34	2	7	2	0	23
Wheatland		981	297	375	142	34	30	2	0	101
TOWNS		109,074	35,357	46,100	11,503	3,208	3,611	427	35	8,833
GRAND TOTAL:		130,812	47,806	50,011	12,461	4,472	4,129	534	52	11,347

DISTRICT ATTORNEY
SUMMARY

LEGISLATIVE DISTRICT OR TOWN	TOTAL VOTES	CANDICE C. BAKER LEIT	SANDRA J. DOORLEY	SANDRA J. DOORLEY	SANDRA J. DOORLEY	SANDRA J. DOORLEY	SCATTER	BLANK AND VOID
		DEM	REP	CON	IND	REF		
Leg. Dist. 07	370	111	163	40	28	6	0	22
Leg. Dist. 16	7	1	6	0	0	0	0	0
Leg. Dist. 21	2,742	1,317	860	147	158	24	4	232
Leg. Dist. 22	1,413	860	226	46	28	9	1	243
Leg. Dist. 23	4,055	1,760	1,422	223	298	30	6	316
Leg. Dist. 24	2,435	1,239	747	100	158	23	4	164
Leg. Dist. 25	2,203	1,219	419	71	69	28	3	394
Leg. Dist. 26	2,244	691	1,019	221	127	15	2	169
Leg. Dist. 27	2,886	1,577	650	144	93	30	4	388
Leg. Dist. 28	1,455	625	474	101	63	17	0	175
Leg. Dist. 29	1,928	937	511	120	66	17	0	277
CITY	21,738	10,337	6,497	1,213	1,088	199	24	2,380
Brighton	8,267	3,367	3,417	490	459	56	8	470
Chili	5,506	1,011	3,135	800	276	36	5	243
Clarkson	1,039	169	592	180	57	4	0	37
East Rochester	1,147	269	583	85	74	8	0	128
Gates	5,551	1,174	3,151	620	242	22	2	340
Greece	16,272	2,951	9,353	2,221	842	93	10	802
Hamlin	1,377	200	839	213	62	7	2	54
Henrietta	9,422	2,455	4,748	952	485	40	3	739
Irondequoit	11,852	3,063	6,155	1,114	748	59	3	710
Mendon	1,975	435	1,073	251	118	10	1	87
Ogden	3,530	520	2,057	622	175	15	3	138
Parma	2,647	331	1,585	475	136	12	0	108
Penfield	7,961	1,685	4,525	875	469	42	3	362
Perinton	11,208	2,400	6,570	1,175	571	82	3	407
Pittsford	6,990	1,797	3,921	574	350	44	3	301
Riga	1,305	176	806	192	68	4	0	59
Rush	1,193	242	646	143	64	9	1	88
Sweden	2,401	572	1,162	338	144	17	1	167
Webster	8,450	1,469	5,003	1,110	471	50	3	344
Wheatland	981	196	504	160	57	4	0	60
TOWNS	109,074	24,482	59,825	12,590	5,868	614	51	5,644
GRAND TOTAL:	130,812	34,819	66,322	13,803	6,956	813	75	8,024

DISTRICT ATTORNEY
DETAIL

LEGISLATIVE DISTRICT OR TOWN	ELECTION DISTRICT	TOTAL VOTES	CANDICE C. BAKER LEIT	SANDRA J. DOORLEY	SANDRA J. DOORLEY	SANDRA J. DOORLEY	SANDRA J. DOORLEY	SCATTER	BLANK AND VOID
			DEM	REP	CON	IND	REF		
Leg. Dist. 07	1	214	58	103	25	17	2	0	9
	2	156	53	60	15	11	4	0	13
Leg. Dist. 07		370	111	163	40	28	6	0	22
Leg. Dist. 16	1	7	1	6	0	0	0	0	0
Leg. Dist. 16		7	1	6	0	0	0	0	0
Leg. Dist. 21	1	145	62	50	10	13	1	1	8
	2	118	51	41	7	10	0	1	8
	3	55	23	15	5	1	2	0	9
	4	59	28	20	2	3	0	0	6
	5	86	39	27	5	10	0	0	5
	6	114	66	28	4	6	1	1	8
	7	222	84	85	15	17	0	0	21
	8	66	36	16	5	2	1	0	6
	9	136	62	44	4	8	2	0	16
	10	236	102	92	9	15	3	0	15
	11	80	49	17	3	6	1	0	4
	12	240	102	85	12	13	4	0	24
	13	75	57	9	2	5	2	0	0
	14	53	16	23	7	3	0	0	4
	15	131	68	42	12	5	0	1	3
	16	36	15	14	2	2	0	0	3
	17	105	51	32	2	6	2	0	12
	18	84	55	13	3	0	2	0	11
	19	25	14	5	1	1	0	0	4
	20	63	32	20	3	6	1	0	1
	21	64	37	18	2	5	0	0	2
	22	95	54	17	7	2	1	0	14
	23	86	32	27	8	6	0	0	13
	24	187	81	73	13	7	1	0	12
	25	77	44	16	2	3	0	0	12
	26	48	26	18	1	1	0	0	2
	27	56	31	13	1	2	0	0	9
Leg. Dist. 21		2,742	1,317	860	147	158	24	4	232
Leg. Dist. 22	1	99	57	26	5	1	0	0	10
	2	21	11	2	2	0	0	0	6
	3	67	28	6	3	2	0	0	28
	4	28	19	1	0	0	0	0	8
	5	49	34	4	1	2	2	0	6
	6	52	39	5	0	0	0	0	8
	7	19	10	1	1	0	1	0	6
	8	60	35	11	6	0	0	0	8

DISTRICT ATTORNEY
DETAIL

LEGISLATIVE DISTRICT OR TOWN	ELECTION DISTRICT	TOTAL VOTES	CANDICE C. BAKER LEIT	SANDRA J. DOORLEY	SANDRA J. DOORLEY	SANDRA J. DOORLEY	SANDRA J. DOORLEY	SCATTER	BLANK AND VOID
			DEM	REP	CON	IND	REF		
Leg. Dist. 22									
	9	45	34	4	0	0	0	0	7
	10	48	33	4	0	2	0	0	9
	11	84	53	10	2	5	0	0	14
	12	35	21	8	0	0	0	0	6
	13	15	9	1	0	0	1	0	4
	14	61	42	8	3	1	1	0	6
	15	78	56	8	1	0	0	0	13
	16	25	14	4	2	1	0	0	4
	17	16	10	1	0	2	0	0	3
	18	44	25	6	0	1	0	0	12
	19	38	23	2	2	0	1	1	9
	20	67	43	8	2	0	1	0	13
	21	41	22	2	1	0	0	0	16
	22	46	22	12	1	2	0	0	9
	23	40	26	3	0	1	0	0	10
	24	17	9	2	3	0	0	0	3
	25	178	90	57	6	6	1	0	18
	26	79	52	23	1	2	0	0	1
	27	61	43	7	4	0	1	0	6
Leg. Dist. 22		1,413	860	226	46	28	9	1	243
Leg. Dist. 23									
	1	67	32	25	1	4	0	0	5
	2	96	51	24	5	7	1	0	8
	3	121	50	44	7	4	0	1	15
	4	217	103	72	12	15	2	0	13
	5	45	22	11	1	3	0	1	7
	6	73	35	20	3	7	2	0	6
	7	131	62	38	7	12	2	1	9
	8	108	57	28	8	4	4	0	7
	9	119	55	41	7	8	1	0	7
	10	109	52	40	4	5	0	0	8
	11	107	44	38	4	10	0	0	11
	12	208	86	80	14	21	0	0	7
	13	130	48	57	3	10	1	0	11
	14	93	63	18	2	4	1	0	5
	15/29	79	37	26	7	4	0	0	5
	16	92	36	34	7	8	0	0	7
	17	195	96	55	13	11	1	1	18
	18	326	109	146	23	23	1	0	24
	19	173	63	73	8	11	3	1	14
	20	205	91	61	10	19	1	0	23
	21	192	82	68	7	16	0	0	19
	22	166	66	60	13	16	1	0	10
	23	87	47	25	2	5	0	1	7
	24	144	68	59	8	4	0	0	5

DISTRICT ATTORNEY
DETAIL

LEGISLATIVE DISTRICT OR TOWN	ELECTION DISTRICT	TOTAL VOTES	CANDICE C. BAKER LEIT	SANDRA J. DOORLEY	SANDRA J. DOORLEY	SANDRA J. DOORLEY	SANDRA J. DOORLEY	SCATTER	BLANK AND VOID
			DEM	REP	CON	IND	REF		
Leg. Dist. 23									
	25	247	91	97	16	24	4	0	15
	26	301	107	122	14	27	1	0	30
	27	126	47	46	10	10	3	0	10
	28	98	60	14	7	6	1	0	10
		<u>4,055</u>	<u>1,760</u>	<u>1,422</u>	<u>223</u>	<u>298</u>	<u>30</u>	<u>6</u>	<u>316</u>
Leg. Dist. 23									
Leg. Dist. 24									
	1/24	257	125	67	6	26	3	1	29
	2/23	190	110	49	8	13	0	0	10
	3/22	145	80	36	10	6	1	0	12
	4	165	107	38	6	8	0	0	6
	5	168	77	57	7	14	0	1	12
	6	97	39	37	2	10	2	0	7
	7	90	39	39	1	3	2	0	6
	8	110	43	48	5	7	2	0	5
	9	106	39	39	10	8	1	0	9
	10	185	103	46	7	14	2	1	12
	11/12	53	29	17	2	2	0	0	3
	13	153	103	36	3	4	1	0	6
	14/20/21	216	113	58	11	10	3	0	21
	15	171	81	48	12	11	3	1	15
	16	128	68	41	2	10	2	0	5
	17	81	26	43	5	3	0	0	4
	18	110	51	45	3	9	0	0	2
	19	10	6	3	0	0	1	0	0
		<u>2,435</u>	<u>1,239</u>	<u>747</u>	<u>100</u>	<u>158</u>	<u>23</u>	<u>4</u>	<u>164</u>
Leg. Dist. 24									
Leg. Dist. 25									
	1	164	78	44	9	9	1	1	22
	2	105	55	15	3	2	3	0	27
	3	145	77	16	7	3	1	0	41
	4/24	99	46	35	3	3	0	0	12
	5	71	45	12	0	2	0	0	12
	6	69	37	15	2	2	1	0	12
	7	104	61	13	2	1	2	0	25
	8	122	83	14	4	1	1	0	19
	9	40	27	3	0	1	0	0	9
	10	138	78	27	2	2	1	0	28
	11	47	31	8	2	0	0	0	6
	12	110	69	23	4	6	3	0	5
	13	80	53	5	0	2	1	0	19
	14	59	35	15	2	2	0	0	5
	15	68	41	10	0	1	2	0	14
	16	66	35	13	2	4	0	0	12
	17	62	32	4	3	3	0	0	20
	18	112	60	22	2	2	2	1	23
	19	11	7	2	1	1	0	0	0

DISTRICT ATTORNEY
DETAIL

LEGISLATIVE DISTRICT OR TOWN	ELECTION DISTRICT	TOTAL VOTES	CANDICE C. BAKER LEIT	SANDRA J. DOORLEY	SANDRA J. DOORLEY	SANDRA J. DOORLEY	SANDRA J. DOORLEY	SCATTER	BLANK AND VOID
			DEM	REP	CON	IND	REF		
Leg. Dist. 25									
	20	30	8	15	4	1	0	0	2
	21	53	28	8	2	1	0	0	14
	22	94	60	17	1	3	1	0	12
	23	7	6	1	0	0	0	0	0
	25	181	78	41	10	9	7	1	35
	26/27/28	67	26	19	4	5	2	0	11
	29/30	99	63	22	2	3	0	0	9
Leg. Dist. 25		2,203	1,219	419	71	69	28	3	394
Leg. Dist. 26									
	1	274	67	136	34	13	2	0	22
	2	90	32	32	9	9	2	0	6
	3	65	22	30	4	2	0	0	7
	4	156	37	74	19	9	1	0	16
	5	97	31	41	9	9	0	0	7
	6	87	39	28	6	3	0	0	11
	7	104	27	49	8	8	1	0	11
	8	109	50	37	9	1	0	1	11
	9	147	51	60	17	7	1	0	11
	10	112	46	42	7	6	1	0	10
	11	130	38	69	7	7	2	0	7
	12	143	33	76	15	9	1	0	9
	13	179	48	92	26	7	0	0	6
	14	179	56	82	21	15	0	0	5
	15	95	37	37	7	7	2	0	5
	16	145	35	74	14	9	1	0	12
	17	132	42	60	9	6	1	1	13
Leg. Dist. 26		2,244	691	1,019	221	127	15	2	169
Leg. Dist. 27									
	1	137	68	34	17	5	1	0	12
	2	149	89	28	6	7	3	0	16
	3	128	74	25	4	6	3	0	16
	4	158	91	34	8	7	2	0	16
	5	137	82	25	5	7	0	0	18
	6	109	67	22	3	3	1	0	13
	7	112	56	31	5	4	1	0	15
	8	184	97	27	10	8	0	1	41
	9	170	105	35	4	5	1	0	20
	10	149	75	50	10	2	2	1	9
	11	146	85	34	8	3	1	0	15
	12	100	54	23	5	0	3	0	15
	13	124	74	19	6	2	1	0	22
	14	93	53	17	5	2	0	0	16
	15	109	54	18	5	3	3	0	26
	16	126	66	31	4	5	0	1	19
	17	119	71	26	5	1	0	0	16

DISTRICT ATTORNEY
DETAIL

LEGISLATIVE DISTRICT OR TOWN	ELECTION DISTRICT	TOTAL VOTES	CANDICE C. BAKER LEIT	SANDRA J. DOORLEY	SANDRA J. DOORLEY	SANDRA J. DOORLEY	SANDRA J. DOORLEY	SCATTER	BLANK AND VOID
			DEM	REP	CON	IND	REF		
Leg. Dist. 27									
	18	103	42	45	6	4	2	0	4
	19	137	91	20	3	2	3	0	18
	20	58	34	9	5	0	1	0	9
	21	75	43	12	5	1	0	0	14
	22	68	28	24	5	2	0	1	8
	23	80	48	12	2	4	0	0	14
	25	50	11	21	5	5	0	0	8
	26	65	19	28	3	5	2	0	8
Leg. Dist. 27		2,886	1,577	650	144	93	30	4	388
Leg. Dist. 28									
	1	72	32	21	5	1	0	0	13
	2	70	31	12	10	4	2	0	11
	3	43	19	10	2	2	0	0	10
	4	51	23	20	1	1	0	0	6
	5	63	21	28	3	6	0	0	5
	6	158	61	57	9	11	2	0	18
	7/17	161	68	65	10	4	4	0	10
	8/19	93	43	18	2	3	3	0	24
	9	79	37	31	3	1	1	0	6
	10	32	13	11	1	4	0	0	3
	11	59	30	14	7	1	0	0	7
	12	45	19	13	1	4	1	0	7
	13	79	36	21	7	8	0	0	7
	14	62	25	15	8	3	1	0	10
	15	31	16	11	2	0	0	0	2
	16	68	26	26	5	1	0	0	10
	18	55	26	16	3	1	0	0	9
	20	113	40	48	11	4	2	0	8
	21	80	39	25	9	2	0	0	5
	22	41	20	12	2	2	1	0	4
Leg. Dist. 28		1,455	625	474	101	63	17	0	175
Leg. Dist. 29									
	1/2	35	21	5	1	0	2	0	6
	3/8	29	12	10	3	0	0	0	4
	4	73	27	20	14	1	0	0	11
	5	85	38	29	4	3	0	0	11
	6	60	31	17	3	1	0	0	8
	7	84	36	34	6	4	1	0	3
	9	149	64	49	6	10	1	0	19
	10	108	57	25	10	3	1	0	12
	11	78	30	28	6	6	0	0	8
	12	80	43	15	9	4	4	0	5
	13	53	34	11	1	0	1	0	6
	14	31	17	6	2	0	0	0	6
	15	66	37	17	1	1	0	0	10

DISTRICT ATTORNEY
DETAIL

LEGISLATIVE DISTRICT OR TOWN	ELECTION DISTRICT	TOTAL VOTES	CANDIDATE					SCATTER	BLANK AND VOID
			CANDICE C. BAKER LEIT DEM	SANDRA J. DOORLEY REP	SANDRA J. DOORLEY CON	SANDRA J. DOORLEY IND	SANDRA J. DOORLEY REF		
Leg. Dist. 29									
	16	29	14	8	2	1	0	0	4
	17	64	28	17	5	3	0	0	11
	18/27	135	55	52	11	9	2	0	6
	19	41	19	10	3	3	0	0	6
	20	98	63	18	6	0	1	0	10
	21	103	53	33	7	3	2	0	5
	22	85	34	18	2	4	0	0	27
	23	122	66	4	2	2	0	0	48
	24	115	60	30	8	3	0	0	14
	25/28	171	79	46	6	5	2	0	33
	26	34	19	9	2	0	0	0	4
		<u>1,928</u>	<u>937</u>	<u>511</u>	<u>120</u>	<u>66</u>	<u>17</u>	<u>0</u>	<u>277</u>
Leg. Dist. 29									
CITY		<u>21,738</u>	<u>10,337</u>	<u>6,497</u>	<u>1,213</u>	<u>1,088</u>	<u>199</u>	<u>24</u>	<u>2,380</u>
Brighton									
	1	254	116	85	15	24	0	0	14
	2	153	63	63	16	4	0	0	7
	3	190	52	98	17	14	2	0	7
	4	194	97	69	5	16	0	0	7
	5	230	129	62	8	11	0	0	20
	6	278	88	145	12	16	4	0	13
	7	153	69	61	8	5	1	0	9
	8	211	56	119	9	15	1	0	11
	9	210	97	74	12	9	5	0	13
	10	235	106	89	16	12	1	0	11
	11	226	96	90	14	12	1	0	13
	12	279	116	110	12	22	3	0	16
	13	151	56	70	6	12	1	0	6
	14	87	47	27	1	5	1	1	5
	15	151	56	62	15	7	0	0	11
	16	149	25	103	9	6	0	0	6
	17	112	54	37	5	3	1	0	12
	18	158	73	49	13	9	4	1	9
	19	159	64	60	14	10	3	0	8
	20	86	37	24	15	4	0	0	6
	21	175	71	69	11	10	1	0	13
	22	188	63	93	12	9	3	0	8
	23	159	61	68	8	10	1	0	11
	24	251	72	138	12	13	2	0	14
	25	192	91	60	9	15	2	0	15
	26	154	47	75	11	13	3	0	5
	27	144	65	51	8	8	1	0	11
	28	239	108	96	13	9	1	0	12
	29	142	39	71	12	8	0	0	12
	30	404	154	175	19	23	2	1	30
	31	190	86	78	7	6	3	1	9

DISTRICT ATTORNEY
DETAIL

LEGISLATIVE DISTRICT OR TOWN	ELECTION DISTRICT	TOTAL VOTES	CANDICE C. BAKER LEIT	SANDRA J. DOORLEY	SANDRA J. DOORLEY	SANDRA J. DOORLEY	SANDRA J. DOORLEY	SCATTER	BLANK AND VOID
			DEM	REP	CON	IND	REF		
Brighton									
	32	211	77	88	14	16	2	0	14
	33	210	88	97	8	8	0	0	9
	34	204	83	90	16	10	0	0	5
	35	156	75	53	10	7	1	0	10
	36	95	40	39	8	4	0	1	3
	37	138	69	50	7	5	0	0	7
	38	204	91	84	9	7	1	1	11
	39	183	64	78	12	15	0	0	14
	40	304	157	98	9	17	2	1	20
	41	177	81	73	9	7	1	0	6
	42	70	31	27	6	4	0	0	2
	43	162	61	67	15	9	0	0	10
	44	47	15	21	3	5	0	0	3
	45	103	39	41	14	3	0	0	6
	46	99	42	40	6	2	2	1	6
		<u>8,267</u>	<u>3,367</u>	<u>3,417</u>	<u>490</u>	<u>459</u>	<u>56</u>	<u>8</u>	<u>470</u>
Brighton									
Chili									
	1	145	20	92	21	8	0	0	4
	2	244	35	144	35	15	3	1	11
	3	216	45	116	32	10	1	0	12
	4	114	17	65	22	4	0	0	6
	5	158	29	90	21	11	1	0	6
	6	166	28	89	26	11	1	0	11
	7	82	16	43	11	6	1	0	5
	8	179	31	103	33	9	0	0	3
	9	171	38	87	29	10	0	0	7
	10	110	17	51	31	6	2	1	2
	11	176	45	100	20	5	1	0	5
	12	144	26	92	16	8	0	0	2
	13	247	35	156	32	11	1	0	12
	14	179	19	109	37	12	0	0	2
	15	160	27	101	19	7	0	0	6
	16	326	54	194	47	17	1	0	13
	17	437	66	276	50	16	6	0	23
	18	142	15	90	18	7	1	0	11
	19	174	29	111	15	10	3	0	6
	20	211	43	110	31	15	3	0	9
	21	139	26	86	14	5	1	0	7
	22	104	32	49	13	3	3	0	4
	23	122	19	72	17	3	0	0	11
	24	278	63	141	38	17	1	0	18
	25	106	39	48	15	1	0	0	3
	26	200	33	110	30	15	3	0	9
	27	139	24	64	38	6	0	0	7
	28	138	41	69	16	4	0	0	8

DISTRICT ATTORNEY
DETAIL

LEGISLATIVE DISTRICT OR TOWN	ELECTION DISTRICT	TOTAL VOTES	CANDICE C. BAKER LEIT	SANDRA J. DOORLEY	SANDRA J. DOORLEY	SANDRA J. DOORLEY	SANDRA J. DOORLEY	SCATTER	BLANK AND VOID
			DEM	REP	CON	IND	REF		
Chili									
	29	139	25	77	24	6	0	0	7
	30	66	10	33	13	5	2	1	2
	31	153	35	90	14	8	1	2	3
	32	141	29	77	22	5	0	0	8
		5,506	1,011	3,135	800	276	36	5	243
Clarkson									
	1	196	33	122	26	11	0	0	4
	2	29	3	19	6	0	0	0	1
	3	187	32	106	29	13	1	0	6
	4	225	33	136	34	11	2	0	9
	5	262	45	131	61	15	0	0	10
	6	140	23	78	24	7	1	0	7
		1,039	169	592	180	57	4	0	37
Clarkson									
East Rochester									
	1	165	40	84	13	12	1	0	15
	2	166	37	85	8	8	2	0	26
	3	185	31	103	16	10	1	0	24
	4	143	35	70	8	8	2	0	20
	5	116	28	60	8	9	1	0	10
	6	209	52	103	19	12	1	0	22
	7	163	46	78	13	15	0	0	11
		1,147	269	583	85	74	8	0	128
East Rochester									
Gates									
	1	112	30	53	20	7	0	0	2
	2	154	35	83	14	5	1	0	16
	3	121	34	59	13	9	1	0	5
	4	164	28	83	31	7	0	0	15
	5	260	37	172	24	15	2	0	10
	6	180	44	91	22	8	2	0	13
	7	305	59	182	32	18	2	0	12
	8	152	17	107	14	4	1	0	9
	9	205	45	118	14	11	1	0	16
	10	113	29	58	13	4	0	0	9
	11	128	29	67	16	9	0	0	7
	12	108	26	62	8	6	1	0	5
	13	135	33	76	12	2	0	0	12
	14	148	34	85	10	2	1	0	16
	15	240	54	142	25	9	0	0	10
	16	138	40	66	13	4	0	0	15
	17	151	40	80	18	6	0	0	7
	18	171	23	103	27	4	1	0	13
	19	162	25	103	23	6	1	0	4
	20	139	30	72	19	8	0	0	10
	21	156	33	96	13	5	0	0	9

DISTRICT ATTORNEY
DETAIL

LEGISLATIVE DISTRICT OR TOWN	ELECTION DISTRICT	TOTAL VOTES	CANDICE C. BAKER LEIT	SANDRA J. DOORLEY	SANDRA J. DOORLEY	SANDRA J. DOORLEY	SANDRA J. DOORLEY	SCATTER	BLANK AND VOID
			DEM	REP	CON	IND	REF		
Gates									
	22	151	40	76	24	6	0	0	5
	23	176	31	97	24	9	2	0	13
	24	203	43	123	17	9	2	0	9
	25	121	31	61	14	3	2	0	10
	26	198	28	131	25	8	0	0	6
	27	201	51	105	21	11	0	1	12
	28	132	28	83	7	4	0	0	10
	29	150	36	70	19	5	0	0	20
	30	106	25	54	11	5	0	0	11
	31	147	29	94	11	5	0	1	7
	32	186	37	108	25	12	0	0	4
	33	87	31	45	8	2	0	0	1
	34	133	21	79	19	6	0	0	8
	35	118	18	67	14	8	2	0	9
		<u>5,551</u>	<u>1,174</u>	<u>3,151</u>	<u>620</u>	<u>242</u>	<u>22</u>	<u>2</u>	<u>340</u>
Gates									
Greece									
	1	148	40	68	25	9	0	0	6
	2	163	35	92	17	13	0	0	6
	3	127	24	72	18	8	0	0	5
	4	110	18	65	19	5	0	0	3
	5	106	21	54	15	11	1	0	4
	6	91	17	52	11	5	0	0	6
	7	129	34	65	15	11	0	0	4
	8	109	20	60	15	8	1	0	5
	9	113	14	70	11	7	2	0	9
	10	104	26	56	13	6	0	0	3
	11	47	10	26	4	2	1	0	4
	12	76	29	30	11	3	0	0	3
	13	127	26	72	14	6	1	0	8
	14	89	23	44	11	9	0	0	2
	15	133	13	83	18	5	1	1	12
	16	109	11	71	17	8	0	0	2
	17	194	33	113	24	8	3	0	13
	18	159	25	97	28	5	1	0	3
	19	121	28	58	16	14	1	0	4
	20	104	24	46	18	8	1	0	7
	21	141	28	62	28	14	3	2	4
	22	109	16	69	10	6	0	0	8
	23	233	56	115	25	13	1	0	23
	24	184	25	121	23	11	0	0	4
	25	115	30	62	14	4	1	0	4
	26	106	18	56	19	7	2	0	4
	27	178	21	113	28	7	1	0	8
	28	161	21	93	23	12	3	0	9
	29	142	24	83	21	1	2	0	11

DISTRICT ATTORNEY
DETAIL

LEGISLATIVE DISTRICT OR TOWN	ELECTION DISTRICT	TOTAL VOTES	CANDICE C. BAKER LEIT	SANDRA J. DOORLEY	SANDRA J. DOORLEY	SANDRA J. DOORLEY	SANDRA J. DOORLEY	SCATTER	BLANK AND VOID
			DEM	REP	CON	IND	REF		
Greece									
	30	82	17	46	10	2	0	0	7
	31	120	22	72	16	4	4	0	2
	32	131	31	68	15	8	4	0	5
	33	148	20	91	23	10	0	0	4
	34	163	33	93	25	5	0	0	7
	35	154	26	80	29	11	1	0	7
	36	188	36	111	24	10	0	0	7
	37	118	20	69	16	9	0	0	4
	38	217	51	120	21	7	1	1	16
	39	103	22	55	12	5	2	0	7
	40	108	22	51	14	11	1	0	9
	41	172	31	96	24	5	1	1	14
	42	123	31	57	15	9	2	0	9
	43	120	17	63	26	6	1	0	7
	44	204	38	119	26	10	1	0	10
	45	198	30	127	22	9	0	0	10
	46	74	23	34	12	3	0	0	2
	47	147	27	82	28	7	0	0	3
	48	109	15	72	11	3	0	1	7
	49	111	19	68	13	6	0	0	5
	50	155	32	77	22	11	0	0	13
	51	101	16	59	13	2	1	0	10
	52	192	28	116	26	14	3	1	4
	53	122	43	52	14	6	0	0	7
	54	172	23	102	29	12	1	0	5
	55	116	18	65	24	2	1	0	6
	56	190	41	109	24	8	2	0	6
	57	129	24	73	14	6	1	0	11
	58	201	44	112	28	14	1	0	2
	59	67	23	26	10	3	0	0	5
	60	108	21	64	14	3	0	0	6
	61	124	25	73	14	7	2	0	3
	62	175	33	96	26	10	1	0	9
	63	171	45	74	22	10	0	0	20
	64	113	16	69	13	6	0	0	9
	65	179	34	116	13	8	0	0	8
	66	73	12	42	12	1	0	0	6
	67	149	25	85	25	6	0	0	8
	68	186	24	113	36	6	1	1	5
	69	125	32	67	13	9	1	0	3
	70	371	54	222	53	19	1	0	22
	71	175	30	106	23	9	2	0	5
	72	227	31	145	32	6	1	0	12
	73	96	22	47	18	3	1	0	5
	74	101	21	57	14	4	0	0	5
	75	108	18	69	12	2	0	0	7

DISTRICT ATTORNEY
DETAIL

LEGISLATIVE DISTRICT OR TOWN	ELECTION DISTRICT	TOTAL VOTES	CANDICE C. BAKER LEIT	SANDRA J. DOORLEY	SANDRA J. DOORLEY	SANDRA J. DOORLEY	SANDRA J. DOORLEY	SCATTER	BLANK AND VOID
			DEM	REP	CON	IND	REF		
Greece									
	76	122	20	75	18	2	0	0	7
	77	190	31	117	21	7	0	0	14
	78	91	16	58	9	5	0	0	3
	79	276	42	157	47	15	1	0	14
	80	252	30	164	33	10	1	0	14
	81	114	23	71	9	3	0	0	8
	82	91	27	37	14	8	0	0	5
	83	68	19	31	12	4	0	0	2
	84	154	23	102	17	6	1	0	5
	85	174	31	100	27	12	0	0	4
	86	217	33	137	29	11	0	0	7
	87	127	17	73	23	5	0	0	9
	88	176	32	98	23	13	0	0	10
	89	124	29	76	12	2	0	0	5
	90	153	22	95	27	3	0	0	6
	91	295	46	167	41	26	1	0	14
	92	215	42	122	29	5	2	0	15
	93	214	53	109	25	14	1	0	12
	94	155	28	88	23	9	2	0	5
	95	81	19	45	6	8	1	0	2
	96	195	31	111	24	15	1	0	13
	97	371	49	239	45	11	2	1	24
	98	225	44	130	29	9	2	0	11
	99	178	14	115	34	6	1	0	8
	100	232	41	141	21	13	1	1	14
	101	120	15	78	18	4	1	0	4
	102	196	33	117	27	14	2	0	3
	103	197	28	118	34	7	1	0	9
	104	129	23	74	18	4	1	0	9
	105	221	30	147	27	11	2	0	4
	106	115	18	75	14	5	0	0	3
	107	83	12	47	16	5	1	0	2
	108	116	17	69	16	10	1	0	3
	109	161	37	92	16	7	3	0	6
		<u>16,272</u>	<u>2,951</u>	<u>9,353</u>	<u>2,221</u>	<u>842</u>	<u>93</u>	<u>10</u>	<u>802</u>
Greece									
Hamlin									
	1	100	24	55	13	6	1	0	1
	2	185	21	124	21	9	0	0	10
	3	160	24	86	34	6	0	0	10
	4	116	11	78	18	5	0	0	4
	5	122	21	70	25	3	0	0	3
	6	133	23	63	29	11	3	1	3
	7	202	36	121	27	8	1	0	9
	8	88	14	56	10	6	0	0	2
	9	98	10	68	11	2	1	0	6

DISTRICT ATTORNEY
DETAIL

LEGISLATIVE DISTRICT OR TOWN	ELECTION DISTRICT	TOTAL VOTES	CANDICE C. BAKER LEIT	SANDRA J. DOORLEY	SANDRA J. DOORLEY	SANDRA J. DOORLEY	SANDRA J. DOORLEY	SCATTER	BLANK AND VOID
			DEM	REP	CON	IND	REF		
Hamlin	10	173	16	118	25	6	1	1	6
Hamlin		1,377	200	839	213	62	7	2	54
Henrietta	1	318	75	182	31	14	0	0	16
	2	226	44	127	24	17	3	0	11
	3	82	20	47	7	5	1	0	2
	4	226	83	100	20	11	2	0	10
	5	267	65	126	34	14	2	0	26
	6	249	50	127	30	20	1	1	20
	7	240	83	96	28	12	0	0	21
	8	265	74	122	23	23	1	0	22
	9	173	47	84	18	7	1	0	16
	10	234	53	129	20	13	2	0	17
	11	202	63	84	18	11	2	1	23
	12	221	45	116	22	24	0	0	14
	13	290	101	125	35	10	0	0	19
	14	177	42	102	14	8	0	1	10
	15	271	67	134	30	12	2	0	26
	16	167	44	88	14	8	0	0	13
	17	322	92	144	37	30	0	0	19
	18	294	87	141	32	11	2	0	21
	19	214	51	119	16	12	1	0	15
	20	331	92	170	27	15	0	0	27
	21	218	65	99	23	14	0	0	17
	22	374	81	205	46	15	2	0	25
	23	179	58	81	20	8	1	0	11
	24	262	58	137	26	14	1	0	26
	25	271	43	160	29	13	2	0	24
	26	496	106	264	62	17	3	0	44
	27	426	85	245	39	21	2	0	34
	28	295	72	159	33	14	0	0	17
	29	576	198	250	53	24	1	0	50
	30	456	121	212	45	23	2	0	53
	31	159	51	64	19	6	0	0	19
	32	366	90	206	22	16	4	0	28
	33	158	40	79	13	7	0	0	19
	34	119	37	58	12	3	1	0	8
	35	298	72	166	30	13	1	0	16
Henrietta		9,422	2,455	4,748	952	485	40	3	739
Irondequoit	1	213	55	107	27	9	1	0	14
	2	144	35	72	16	9	1	0	11
	3	214	60	89	23	20	1	0	21
	4	81	13	42	11	6	3	0	6
	5	152	49	72	15	7	1	0	8

DISTRICT ATTORNEY
DETAIL

LEGISLATIVE DISTRICT OR TOWN	ELECTION DISTRICT	TOTAL VOTES	CANDICE C. BAKER LEIT	SANDRA J. DOORLEY	SANDRA J. DOORLEY	SANDRA J. DOORLEY	SANDRA J. DOORLEY	SCATTER	BLANK AND VOID
			DEM	REP	CON	IND	REF		
Irondequoit	6	321	95	153	31	21	0	1	20
	7	301	74	164	39	13	0	0	11
	8	190	40	113	16	12	1	0	8
	9	190	30	122	15	10	0	0	13
	10	250	47	148	30	12	2	1	10
	11	102	31	54	5	7	0	0	5
	12	115	36	45	11	17	1	0	5
	13	244	75	119	22	13	1	0	14
	14	237	62	115	34	15	2	0	9
	15	265	68	140	23	17	0	0	17
	16	355	91	191	30	27	1	0	15
	17	145	39	76	13	9	1	0	7
	18	172	42	96	12	9	0	0	13
	19	172	67	68	15	13	0	0	9
	20	199	44	111	17	14	0	0	13
	21	173	44	83	21	15	0	0	10
	22	248	71	127	22	13	3	0	12
	23	184	54	92	12	10	2	0	14
	24	189	52	93	20	9	0	0	15
	25	181	54	94	14	8	1	0	10
	26	107	35	50	5	2	2	0	13
	27	153	33	84	15	14	2	0	5
	28	148	23	87	19	6	0	1	12
	29	131	36	67	13	8	0	0	7
	30	187	36	104	17	13	2	0	15
	31	261	77	127	21	21	2	0	13
	32	166	44	89	13	11	1	0	8
	33	135	31	75	14	8	1	0	6
	34	278	71	157	24	14	2	0	10
	35	112	27	57	5	16	1	0	6
	36	72	19	37	7	5	0	0	4
	37	126	22	74	11	4	0	0	15
	38	95	27	41	13	4	0	0	10
	39	61	11	38	3	5	0	0	4
	40	129	26	71	15	10	1	0	6
	41	150	41	73	17	6	2	0	11
	42	213	50	112	20	20	0	0	11
	43	125	37	47	22	12	0	0	7
	44	410	91	245	29	22	3	0	20
	45	133	20	83	13	10	0	0	7
	46	158	29	100	13	7	0	0	9
	47	65	11	46	5	0	1	0	2
	48	194	43	103	19	17	2	0	10
	49	253	70	130	21	22	1	0	9
	50	91	30	40	5	3	3	0	10
	51	272	78	131	23	18	2	0	20

DISTRICT ATTORNEY
DETAIL

LEGISLATIVE DISTRICT OR TOWN	ELECTION DISTRICT	TOTAL VOTES	CANDICE C. BAKER LEIT	SANDRA J. DOORLEY	SANDRA J. DOORLEY	SANDRA J. DOORLEY	SANDRA J. DOORLEY	SCATTER	BLANK AND VOID
			DEM	REP	CON	IND	REF		
Irondequoit									
	52	143	45	70	5	10	0	0	13
	53	145	37	80	8	6	1	0	13
	54	49	10	27	5	3	0	0	4
	55	192	59	93	14	11	3	0	12
	56	160	55	76	18	3	0	0	8
	57	256	69	141	24	9	1	0	12
	58	201	60	92	25	14	0	0	10
	59	164	36	89	16	11	1	0	11
	60	189	43	99	16	19	1	0	11
	61	253	59	132	28	15	1	0	18
	62	209	58	96	26	22	0	0	7
	63	141	35	81	9	11	1	0	4
	64	41	19	16	2	0	0	0	4
	65	105	39	45	8	6	0	0	7
	66	53	24	14	6	4	0	0	5
	67	136	28	70	14	6	0	0	18
	68	153	41	80	14	5	0	0	13
		<u>11,852</u>	<u>3,063</u>	<u>6,155</u>	<u>1,114</u>	<u>748</u>	<u>59</u>	<u>3</u>	<u>710</u>
Irondequoit									
Mendon									
	1	257	44	142	32	26	4	0	9
	2	216	65	101	21	15	1	0	13
	3	284	55	164	39	14	0	0	12
	4	187	56	87	24	13	1	0	6
	5	264	59	145	40	15	0	0	5
	6	211	44	116	27	12	0	1	11
	7	265	44	155	36	13	3	0	14
	8	81	17	42	12	3	0	0	7
	9	210	51	121	20	7	1	0	10
		<u>1,975</u>	<u>435</u>	<u>1,073</u>	<u>251</u>	<u>118</u>	<u>10</u>	<u>1</u>	<u>87</u>
Mendon									
Ogden									
	1	157	32	84	25	8	1	0	7
	2	227	31	135	33	14	2	1	11
	3	230	44	133	31	8	2	0	12
	4	174	26	102	37	5	0	0	4
	5	157	22	89	31	9	0	0	6
	6	190	43	110	25	9	0	0	3
	7	107	22	51	23	3	0	0	8
	8	185	24	125	22	5	1	0	8
	9	150	28	86	21	10	2	0	3
	10	197	35	106	39	12	2	0	3
	11	169	24	90	43	9	0	0	3
	12	195	26	113	37	11	0	0	8
	13	143	15	93	21	9	1	0	4
	14	140	15	76	31	11	0	0	7
	15	224	29	133	31	11	0	0	20

DISTRICT ATTORNEY
DETAIL

LEGISLATIVE DISTRICT OR TOWN	ELECTION DISTRICT	TOTAL VOTES	CANDICE C. BAKER LEIT	SANDRA J. DOORLEY	SANDRA J. DOORLEY	SANDRA J. DOORLEY	SANDRA J. DOORLEY	SCATTER	BLANK AND VOID
			DEM	REP	CON	IND	REF		
Ogden	16	118	12	74	22	4	1	1	4
	17	134	18	82	20	6	0	0	8
	18	183	31	104	35	6	2	0	5
	19	232	20	147	47	11	0	1	6
	20	218	23	124	48	14	1	0	8
Ogden		3,530	520	2,057	622	175	15	3	138
Parma	1	205	24	118	41	10	1	0	11
	2	196	18	132	31	5	1	0	9
	3	140	21	90	22	4	0	0	3
	4	171	31	101	29	4	1	0	5
	5	124	9	76	21	11	0	0	7
	6	84	5	51	16	7	0	0	5
	7	181	24	114	28	3	1	0	11
	8	281	34	175	42	15	1	0	14
	9	172	29	90	35	12	0	0	6
	10	186	17	110	45	11	1	0	2
	11	199	35	105	41	9	2	0	7
	12	157	20	100	20	8	1	0	8
	13	261	34	152	48	16	2	0	9
	14	110	14	67	17	5	0	0	7
	15	180	16	104	39	16	1	0	4
Parma		2,647	331	1,585	475	136	12	0	108
Penfield	1	70	17	36	8	2	1	0	6
	2	183	34	109	17	12	2	0	9
	3	179	26	105	26	12	1	0	9
	4	231	32	130	44	13	1	0	11
	5	231	67	118	22	14	2	0	8
	6	162	28	111	16	5	0	0	2
	7	214	46	110	32	16	0	0	10
	8	138	25	84	18	3	1	0	7
	9	288	98	141	29	11	1	0	8
	10	136	32	77	13	10	0	0	4
	11	97	22	58	11	3	0	0	3
	12	194	61	87	23	11	0	0	12
	13	231	48	133	25	11	1	0	13
	14	244	39	147	34	15	1	0	8
	15	240	52	132	22	16	3	0	15
	16	90	31	34	8	10	2	0	5
	17	207	40	120	20	16	2	0	9
	18	153	36	88	12	9	1	0	7
	19	289	69	167	21	20	2	0	10
	20	226	51	126	31	11	1	0	6
	21	216	61	104	19	20	2	0	10

DISTRICT ATTORNEY
DETAIL

LEGISLATIVE DISTRICT OR TOWN	ELECTION DISTRICT	TOTAL VOTES	CANDICE C. BAKER LEIT	SANDRA J. DOORLEY	SANDRA J. DOORLEY	SANDRA J. DOORLEY	SANDRA J. DOORLEY	SCATTER	BLANK AND VOID
			DEM	REP	CON	IND	REF		
Penfield									
	22	164	50	76	17	9	1	0	11
	23	238	60	128	25	14	0	1	10
	24	263	54	144	31	23	2	0	9
	25	144	26	86	13	8	0	0	11
	26	107	18	69	9	7	2	1	1
	27	223	36	135	24	15	1	0	12
	28	149	29	86	20	7	1	0	6
	29	205	42	112	29	12	1	0	9
	30	280	45	166	34	16	1	0	18
	31	126	34	67	10	8	1	0	6
	32	119	31	70	11	3	1	0	3
	33	201	41	109	30	12	2	0	7
	34	171	27	96	23	10	1	0	14
	35	197	51	108	17	11	1	0	9
	36	149	32	89	13	11	1	0	3
	37	345	52	223	32	19	0	0	19
	38	138	22	88	12	6	1	0	9
	39	100	22	54	17	4	0	0	3
	40	196	45	117	12	14	0	0	8
	41	280	32	196	24	10	1	1	16
	42	147	21	89	21	10	0	0	6
		<u>7,961</u>	<u>1,685</u>	<u>4,525</u>	<u>875</u>	<u>469</u>	<u>42</u>	<u>3</u>	<u>362</u>
Penfield									
Perinton									
	1	297	64	179	32	8	2	0	12
	2	229	56	139	16	13	1	0	4
	3	202	38	123	20	12	3	0	6
	4	152	44	81	12	10	2	0	3
	5	77	17	38	7	9	2	0	4
	6	172	48	101	9	9	0	0	5
	7	210	52	117	22	11	0	0	8
	8	213	54	111	31	7	1	0	9
	9	295	50	182	34	15	1	0	13
	10	220	56	119	24	10	2	0	9
	11	128	45	63	11	6	1	0	2
	12	211	36	135	16	15	3	0	6
	13	204	36	142	16	7	0	0	3
	14	217	50	121	30	10	2	0	4
	15	159	45	79	15	9	2	0	9
	16	174	45	93	17	10	2	0	7
	17	232	67	122	20	8	3	0	12
	18	222	37	132	27	13	0	0	13
	19	179	31	109	24	8	2	0	5
	20	176	43	95	20	10	0	0	8
	21	277	55	163	29	12	6	0	12
	22	139	26	78	17	10	0	0	8

DISTRICT ATTORNEY
DETAIL

LEGISLATIVE DISTRICT OR TOWN	ELECTION DISTRICT	TOTAL VOTES	CANDICE C. BAKER LEIT	SANDRA J. DOORLEY	SANDRA J. DOORLEY	SANDRA J. DOORLEY	SANDRA J. DOORLEY	SCATTER	BLANK AND VOID
			DEM	REP	CON	IND	REF		
Perinton	23	291	71	167	27	14	7	0	5
	24	312	60	194	30	13	3	0	12
	25	160	36	90	12	6	3	0	13
	26	232	45	138	23	15	2	1	8
	27	187	30	121	19	3	2	0	12
	28	182	34	118	16	10	2	0	2
	29	117	32	55	14	6	1	0	9
	30	166	32	103	16	10	1	0	4
	31	238	57	135	21	12	0	0	13
	32	156	39	85	13	11	3	0	5
	33	227	58	129	26	7	0	0	7
	34	235	38	139	23	20	3	0	12
	35	187	31	103	30	9	1	0	13
	36	84	24	50	5	2	0	0	3
	37	186	48	95	23	13	2	0	5
	38	231	61	127	14	18	1	0	10
	39	211	40	129	23	13	1	0	5
	40	153	37	78	18	16	1	0	3
	41	145	21	88	18	11	1	0	6
	42	175	45	96	15	10	0	0	9
	43	357	57	237	38	16	1	0	8
	44	188	38	113	18	10	3	0	6
	45	296	46	199	40	5	0	0	6
	46	113	34	59	13	1	1	0	5
	47	190	45	108	20	9	1	1	6
	48	154	38	90	15	6	1	1	3
	49	187	29	105	35	14	1	0	3
	50	55	23	19	6	5	0	0	2
	51	255	40	165	34	11	0	0	5
	52	185	35	118	17	5	1	0	9
	53	189	61	93	17	9	2	0	7
	54	338	47	223	36	18	1	0	13
	55	220	47	138	21	9	1	0	4
	56	221	26	141	30	12	0	0	12
Perinton		11,208	2,400	6,570	1,175	571	82	3	407
Pittsford	1	194	61	93	17	8	2	0	13
	2	208	82	89	15	12	1	0	9
	3	362	92	219	24	14	1	0	12
	4	231	69	124	20	6	1	0	11
	5	162	59	76	10	8	0	0	9
	6	148	45	76	6	6	0	0	15
	7	80	20	45	5	6	0	0	4
	8	227	30	154	23	10	2	0	8
	9	250	57	142	18	15	4	0	14

DISTRICT ATTORNEY
DETAIL

LEGISLATIVE DISTRICT OR TOWN	ELECTION DISTRICT	TOTAL VOTES	CANDICE C. BAKER LEIT	SANDRA J. DOORLEY	SANDRA J. DOORLEY	SANDRA J. DOORLEY	SANDRA J. DOORLEY	SCATTER	BLANK AND VOID
			DEM	REP	CON	IND	REF		
Pittsford									
	10	212	52	124	17	11	3	0	5
	11	177	43	90	25	12	0	1	6
	12	184	40	110	14	10	1	0	9
	13	148	45	71	16	7	0	0	9
	14	286	64	168	31	15	0	0	8
	15	118	27	59	9	11	5	0	7
	16	146	36	84	11	8	1	0	6
	17	252	79	125	22	16	2	1	7
	18	162	53	93	5	4	0	0	7
	19	143	26	88	22	4	0	0	3
	20	242	58	142	15	14	2	0	11
	21	195	55	108	18	9	0	0	5
	22	313	90	169	28	19	0	0	7
	23	192	33	114	19	13	2	0	11
	24	256	62	149	14	7	2	0	22
	25	314	74	182	20	22	0	0	16
	26	193	44	113	20	10	3	0	3
	27	151	46	70	18	6	2	1	8
	28	157	44	94	10	4	1	0	4
	29	218	41	134	17	14	1	0	11
	30	171	47	91	15	8	1	0	9
	31	223	47	135	20	13	2	0	6
	32	215	53	132	13	6	1	0	10
	33	214	51	115	23	13	3	0	9
	34	246	72	143	14	9	1	0	7
Pittsford		6,990	1,797	3,921	574	350	44	3	301
Riga									
	1	311	49	187	42	17	3	0	13
	2	277	32	184	38	12	0	0	11
	3	134	26	75	21	7	0	0	5
	4	212	35	129	24	12	0	0	12
	5	195	16	130	24	14	1	0	10
	6	176	18	101	43	6	0	0	8
Riga		1,305	176	806	192	68	4	0	59
Rush									
	1	343	66	194	38	7	3	1	34
	2	227	34	128	26	19	3	0	17
	3	351	84	179	38	22	3	0	25
	4	272	58	145	41	16	0	0	12
Rush		1,193	242	646	143	64	9	1	88
Sweden									
	1	252	50	138	25	17	6	0	16
	2	109	34	45	10	7	0	0	13
	3	272	75	126	32	17	1	0	21

DISTRICT ATTORNEY
DETAIL

LEGISLATIVE DISTRICT OR TOWN	ELECTION DISTRICT	TOTAL VOTES	CANDICE C. BAKER LEIT	SANDRA J. DOORLEY	SANDRA J. DOORLEY	SANDRA J. DOORLEY	SANDRA J. DOORLEY	SCATTER	BLANK AND VOID
			DEM	REP	CON	IND	REF		
Sweden									
	4	273	75	120	41	18	1	1	17
	5	74	31	30	6	2	0	0	5
	6	217	58	89	36	13	1	0	20
	7	288	65	152	31	20	1	0	19
	8	186	45	100	23	9	2	0	7
	9	143	28	71	24	10	1	0	9
	10	317	48	162	65	17	2	0	23
	11	80	32	32	8	2	0	0	6
	12	190	31	97	37	12	2	0	11
		<u>2,401</u>	<u>572</u>	<u>1,162</u>	<u>338</u>	<u>144</u>	<u>17</u>	<u>1</u>	<u>167</u>
Sweden									
Webster									
	1	215	40	119	35	6	2	0	13
	2	186	44	99	23	12	3	0	5
	3	233	50	129	27	14	1	0	12
	4	85	16	51	10	7	0	0	1
	5	196	43	114	19	11	2	0	7
	6	127	24	80	15	3	1	0	4
	7	189	40	109	20	8	1	0	11
	8	175	28	99	26	14	1	0	7
	9	117	14	79	12	5	0	0	7
	10	357	54	191	64	29	3	0	16
	11	154	29	99	13	6	0	0	7
	12	283	45	172	34	20	0	0	12
	13	181	34	96	28	15	0	0	8
	14	171	36	95	20	15	0	0	5
	15	151	32	85	13	13	1	0	7
	16	190	39	108	27	8	0	0	8
	17	154	22	103	19	7	0	0	3
	18	121	19	79	11	7	1	0	4
	19	288	51	178	41	10	3	0	5
	20	266	38	159	35	20	1	0	13
	21	200	40	112	26	13	2	0	7
	22	194	32	111	27	11	2	1	10
	23	160	24	101	21	9	0	0	5
	24	384	63	225	55	25	1	0	15
	25	75	12	47	10	4	1	0	1
	26	165	27	85	29	8	1	2	13
	27	222	38	140	27	3	1	0	13
	28	154	21	96	26	8	2	0	1
	29	132	20	79	18	8	1	0	6
	30	121	33	62	11	8	0	0	7
	31	246	34	159	33	7	2	0	11
	32	278	33	183	42	5	2	0	13
	33	210	34	124	28	13	0	0	11
	34	155	22	97	29	6	0	0	1

DISTRICT ATTORNEY
DETAIL

LEGISLATIVE DISTRICT OR TOWN	ELECTION DISTRICT	TOTAL VOTES	CANDICE C. BAKER LEIT	SANDRA J. DOORLEY	SANDRA J. DOORLEY	SANDRA J. DOORLEY	SANDRA J. DOORLEY	SCATTER	BLANK AND VOID
			DEM	REP	CON	IND	REF		
Webster	35	155	20	88	27	8	1	0	11
	36	141	21	77	22	10	2	0	9
	37	282	54	170	25	22	5	0	6
	38	181	37	115	17	10	0	0	2
	39	223	43	124	25	15	1	0	15
	40	386	66	234	45	19	2	0	20
	41	224	40	133	31	11	3	0	6
	42	197	31	125	26	11	0	0	4
	43	126	26	72	18	7	1	0	2
Webster		8,450	1,469	5,003	1,110	471	50	3	344
Wheatland	1	202	65	87	33	9	0	0	8
	2	196	33	95	36	15	0	0	17
	3	215	51	114	25	11	1	0	13
	4	161	20	92	30	9	1	0	9
	5	207	27	116	36	13	2	0	13
Wheatland		981	196	504	160	57	4	0	60
TOWNS		109,074	24,482	59,825	12,590	5,868	614	51	5,644
GRAND TOTAL:		130,812	34,819	66,322	13,803	6,956	813	75	8,024

COUNTY LEGISLATOR
1ST DISTRICT

LEGISLATIVE DISTRICT OR TOWN	ELECTION DISTRICT	TOTAL VOTES	TINA M. BROWN	TINA M. BROWN	TINA M. BROWN	TINA M. BROWN	SCATTER	BLANK AND VOID
			REP	CON	IND	REF		
Greece								
	1	148	67	22	14	3	5	37
	2	163	91	14	16	0	1	41
	16	109	65	18	11	0	0	15
	34	163	87	27	12	1	4	32
	38	217	125	27	15	1	3	46
	43	120	63	27	8	1	1	20
	44	204	112	31	17	0	0	44
	54	172	93	22	16	2	1	38
	74	101	53	17	6	0	1	24
	76	122	66	22	4	0	1	29
	84	154	91	16	10	3	2	32
	89	124	70	19	4	0	0	31
	99	178	106	28	5	2	1	36
	103	197	114	30	10	4	0	39
Greece		<u>2,172</u>	<u>1,203</u>	<u>320</u>	<u>148</u>	<u>17</u>	<u>20</u>	<u>464</u>
Parma								
	2	196	118	30	7	0	0	41
	3	140	90	23	7	1	0	19
	4	171	101	30	10	1	2	27
	5	124	68	20	7	2	1	26
	6	84	46	16	6	0	0	16
	7	181	107	29	9	4	0	32
	8	281	162	41	19	3	1	55
	9	172	84	34	15	2	0	37
	10	186	101	41	13	3	1	27
	11	199	99	39	15	2	0	44
	12	157	94	24	13	1	2	23
	13	261	139	44	20	2	0	56
	14	110	66	16	6	0	1	21
	15	180	88	36	21	2	0	33
Parma		<u>2,442</u>	<u>1,363</u>	<u>423</u>	<u>168</u>	<u>23</u>	<u>8</u>	<u>457</u>
GRAND TOTAL:		<u><u>4,614</u></u>	<u><u>2,566</u></u>	<u><u>743</u></u>	<u><u>316</u></u>	<u><u>40</u></u>	<u><u>28</u></u>	<u><u>921</u></u>

COUNTY LEGISLATOR
2ND DISTRICT

LEGISLATIVE DISTRICT OR TOWN	ELECTION DISTRICT	TOTAL VOTES	MIKE ROCKOW	MIKE ROCKOW	MIKE ROCKOW	MIKE ROCKOW	SCATTER	BLANK AND VOID
			REP	CON	IND	REF		
Clarkson								
	1	196	118	27	13	0	0	38
	2	29	18	5	1	0	0	5
	3	187	92	30	16	3	0	46
	4	225	131	32	14	3	1	44
	5	262	138	56	21	2	2	43
	6	140	78	24	13	1	3	21
Clarkson		1,039	575	174	78	9	6	197
Hamlin								
	1	100	54	14	11	1	0	20
	2	185	127	23	13	1	1	20
	3	160	89	38	11	0	0	22
	4	116	78	19	5	0	0	14
	5	122	65	31	8	2	0	16
	6	133	64	32	11	3	1	22
	7	202	117	28	13	3	3	38
	8	88	59	11	6	0	0	12
	9	98	73	12	3	2	0	8
	10	173	114	24	10	1	1	23
Hamlin		1,377	840	232	91	13	6	195
Sweden								
	2	109	51	12	12	2	1	31
	5	74	30	5	3	0	4	32
	6	217	87	41	20	2	0	67
	7	288	151	34	25	6	0	72
	9	143	67	24	18	1	2	31
	10	317	158	68	19	0	1	71
	11	80	36	12	7	2	1	22
Sweden		1,228	580	196	104	13	9	326
GRAND TOTAL:		3,644	1,995	602	273	35	21	718

COUNTY LEGISLATOR
3RD DISTRICT

LEGISLATIVE DISTRICT OR TOWN	ELECTION DISTRICT	TOTAL VOTES	JOHN V. ROMAGNOLA	TRACY A. DIFLORIO	TRACY A. DIFLORIO	JOHN V. ROMAGNOLA	TRACY A. DIFLORIO	TRACY A. DIFLORIO	SCATTER	BLANK AND VOID
			DEM	REP	CON	WOR	IND	REF		
Chili	1	145	43	68	21	2	3	0	0	8
	4	114	37	48	17	4	3	0	0	5
	5	158	48	68	19	5	5	1	1	11
	6	166	45	73	23	7	4	1	0	13
	7	82	28	35	5	6	0	2	0	6
	8	179	46	83	33	9	4	0	0	4
	9	171	51	72	26	4	7	2	0	9
	10	110	21	50	28	4	2	2	0	3
	11	176	50	86	23	6	4	1	0	6
	12	144	37	75	16	2	10	0	0	4
	13	247	62	132	27	4	9	2	0	11
	14	179	29	102	34	2	9	1	0	2
	15	160	38	89	17	9	3	0	0	4
	16	326	90	166	44	9	6	1	0	10
	17	437	101	239	44	5	13	6	0	29
	18	142	32	68	15	5	4	2	0	16
	19	174	55	87	12	3	4	0	0	13
	20	211	72	88	27	11	2	2	0	9
	21	139	36	80	8	3	7	1	0	4
	22	104	44	39	10	2	2	2	0	5
	23	122	24	69	18	1	6	0	0	4
	25	106	45	37	17	1	3	0	0	3
	26	200	67	77	28	7	11	2	0	8
	27	139	37	59	29	4	6	0	0	4
	28	138	70	42	12	3	2	1	0	8
	29	139	39	63	22	6	4	0	0	5
	30	66	12	30	11	4	3	0	1	5
	31	153	60	59	11	8	4	1	0	10
	32	141	33	63	23	6	4	1	0	11
GRAND TOTAL:		4,768	1,352	2,247	620	142	144	31	2	230

COUNTY LEGISLATOR
4TH DISTRICT

LEGISLATIVE DISTRICT OR TOWN	ELECTION DISTRICT	TOTAL VOTES	ERIK D. JOHNSON	FRANK ALLKOFER	FRANK ALLKOFER	ERIK D. JOHNSON	FRANK ALLKOFER	FRANK ALLKOFER	SCATTER	BLANK AND VOID
			DEM	REP	CON	WOR	IND	REF		
Gates	3	121	37	52	12	7	3	1	0	9
	4	164	51	68	25	3	4	0	0	13
	5	260	85	128	22	2	12	2	0	9
	7	305	88	143	25	12	10	2	0	25
	8	152	33	91	13	4	1	1	0	9
	9	205	70	85	11	2	11	1	0	25
	10	113	38	51	15	0	2	0	0	7
	14	148	48	77	8	2	3	0	0	10
	15	240	74	119	23	1	7	0	0	16
	18	171	35	95	22	2	2	1	0	14
	19	162	47	82	19	3	5	1	0	5
	20	139	51	60	15	1	4	0	0	8
	21	156	34	87	14	4	4	1	0	12
	22	151	54	61	21	3	2	0	0	10
	23	176	53	80	21	5	4	1	0	12
	24	203	62	102	15	5	6	0	0	13
	25	121	41	54	8	5	2	2	0	9
	26	198	59	97	22	5	5	1	1	8
	27	201	81	74	17	7	8	1	0	13
	28	132	39	73	5	1	4	0	0	10
	30	106	41	38	13	1	2	0	0	11
	31	147	41	82	11	2	3	0	1	7
	32	186	57	85	21	4	10	0	0	9
	34	133	43	55	18	1	2	1	0	13
	35	118	28	62	12	3	3	2	0	8
Gates		4,208	1,290	2,001	408	85	119	18	2	285
Ogden	4	174	53	69	36	5	2	0	0	9
	6	190	66	80	24	4	6	0	0	10
	10	197	66	73	32	4	4	1	0	17
	14	140	32	58	24	9	5	0	0	12
	17	134	37	62	16	6	5	0	0	8
	18	183	42	85	33	8	3	0	0	12
Ogden		1,018	296	427	165	36	25	1	0	68
GRAND TOTAL:		5,226	1,586	2,428	573	121	144	19	2	353

COUNTY LEGISLATOR
5TH DISTRICT

LEGISLATIVE DISTRICT OR TOWN	ELECTION DISTRICT	TOTAL VOTES	KARLA BOYCE	KARLA BOYCE	KARLA BOYCE	KARLA BOYCE	SCATTER	BLANK AND VOID
			REP	CON	IND	REF		
Henrietta								
	2	226	121	27	18	4	1	55
	9	173	70	18	14	1	0	70
	16	167	86	22	12	0	0	47
	24	262	129	21	20	2	1	89
	30	456	206	51	34	2	3	160
	33	<u>158</u>	<u>75</u>	<u>15</u>	<u>7</u>	<u>1</u>	<u>2</u>	<u>58</u>
Henrietta		1,442	687	154	105	10	7	479
Mendon								
	1	257	131	27	29	8	1	61
	2	216	114	22	15	3	4	58
	3	284	167	39	21	1	1	55
	4	187	94	20	16	4	2	51
	5	264	141	34	18	1	1	69
	6	211	111	28	25	1	1	45
	7	265	145	38	16	3	3	60
	8	81	37	10	7	0	0	27
	9	<u>210</u>	<u>122</u>	<u>25</u>	<u>10</u>	<u>3</u>	<u>4</u>	<u>46</u>
Mendon		1,975	1,062	243	157	24	17	472
Pittsford								
	7	80	43	5	8	0	3	21
	12	184	115	13	10	3	0	43
	17	252	124	23	25	3	4	73
	26	193	117	20	19	2	1	34
	33	<u>214</u>	<u>115</u>	<u>22</u>	<u>19</u>	<u>4</u>	<u>0</u>	<u>54</u>
Pittsford		923	514	83	81	12	8	225
Rush								
	1	343	193	34	13	2	2	99
	2	227	119	26	20	4	0	58
	3	351	171	38	28	5	2	107
	4	<u>272</u>	<u>135</u>	<u>39</u>	<u>24</u>	<u>1</u>	<u>1</u>	<u>72</u>
Rush		1,193	618	137	85	12	5	336
GRAND TOTAL:		<u>5,533</u>	<u>2,881</u>	<u>617</u>	<u>428</u>	<u>58</u>	<u>37</u>	<u>1,512</u>

COUNTY LEGISLATOR
6TH DISTRICT

LEGISLATIVE DISTRICT OR TOWN	ELECTION DISTRICT	TOTAL VOTES	RICHARD A. BEEBE	FRED ANCELLO	FRED ANCELLO	FRED ANCELLO	FRED ANCELLO	SCATTER	BLANK AND VOID
			DEM	REP	CON	IND	REF		
Greece	5	106	38	38	16	6	0	0	8
	6	91	34	33	10	4	0	1	9
	7	129	45	55	16	8	0	0	5
	8	109	31	52	15	6	0	0	5
	9	113	30	54	10	6	1	1	11
	10	104	35	48	10	5	0	2	4
	11	47	17	21	5	1	0	1	2
	12	76	32	27	10	2	0	3	2
	15	133	31	65	15	5	0	8	9
	19	121	54	43	12	7	1	0	4
	22	109	26	62	10	4	0	0	7
	23	233	82	90	25	12	0	0	24
	25	115	36	58	7	4	2	1	7
	26	106	32	45	16	4	1	3	5
	30	82	31	36	8	1	0	2	4
	31	120	39	61	14	3	0	1	2
	41	172	59	70	26	3	0	3	11
	46	74	30	28	13	0	0	2	1
	47	147	42	66	26	6	0	5	2
	48	109	26	54	15	1	0	3	10
	49	111	34	54	9	4	0	4	6
	50	155	43	67	18	7	0	4	16
	53	122	51	39	14	4	0	7	7
	56	190	53	94	20	5	2	7	9
	62	175	49	87	25	5	0	2	7
	72	227	73	90	23	4	2	19	16
	78	91	24	50	9	3	0	2	3
	80	252	66	131	26	6	1	9	13
	88	176	48	62	11	3	1	40	11
	96	195	61	85	19	8	0	6	16
	101	120	27	55	15	4	1	10	8
GRAND TOTAL:		<u>4,110</u>	<u>1,279</u>	<u>1,820</u>	<u>468</u>	<u>141</u>	<u>12</u>	<u>146</u>	<u>244</u>

COUNTY LEGISLATOR
7TH DISTRICT

LEGISLATIVE DISTRICT OR TOWN	ELECTION DISTRICT	TOTAL VOTES	BRIAN E. MARIANETTI REP	BRIAN E. MARIANETTI CON	BRIAN E. MARIANETTI IND	BRIAN E. MARIANETTI REF	SCATTER	BLANK AND VOID
Leg. Dist. 07	1	214	95	27	21	5	1	65
	2	156	54	18	11	6	3	64
Leg. Dist. 07		370	149	45	32	11	4	129
Greece	24	184	112	22	17	1	0	32
	27	178	108	22	5	0	0	43
	28	161	89	24	12	5	0	31
	33	148	82	25	17	0	3	21
	35	154	78	28	11	0	2	35
	45	198	114	27	12	2	0	43
	57	129	71	16	9	1	0	32
	58	201	106	25	13	4	0	53
	70	371	219	52	24	1	0	75
	71	175	106	22	13	3	1	30
	79	276	145	43	15	1	1	71
	82	91	38	13	11	2	2	25
	86	217	117	34	16	2	0	48
	90	153	85	27	5	1	0	35
	91	295	168	38	25	5	1	58
	98	225	114	33	17	3	4	54
	102	196	123	28	11	3	0	31
	104	129	72	15	9	2	1	30
	105	221	140	27	16	3	2	33
	106	115	75	16	6	0	2	16
	107	83	46	17	5	1	0	14
	108	116	61	14	10	2	1	28
	109	161	92	17	13	2	3	34
Greece		4,177	2,361	585	292	44	23	872
GRAND TOTAL:		4,547	2,510	630	324	55	27	1,001

COUNTY LEGISLATOR
8TH DISTRICT

LEGISLATIVE DISTRICT OR TOWN	ELECTION DISTRICT	TOTAL VOTES	MATTHEW TERP REP	MATTHEW TERP CON	MATTHEW TERP IND	MATTHEW TERP REF	SCATTER	BLANK AND VOID
Webster	1	215	115	38	12	0	2	48
	2	186	92	24	21	4	2	43
	3	233	121	29	18	4	1	60
	4	85	49	8	6	1	0	21
	5	196	101	25	18	2	1	49
	10	357	189	61	28	3	4	72
	14	171	90	20	20	1	1	39
	17	154	90	17	13	2	0	32
	20	266	149	39	26	3	1	48
	21	200	105	25	21	2	1	46
	23	160	89	20	12	4	2	33
	24	384	203	53	31	2	2	93
	25	75	44	8	5	1	0	17
	27	222	131	26	7	1	2	55
	28	154	83	28	12	4	3	24
	30	121	65	13	8	2	0	33
	31	246	128	31	14	2	1	70
	32	278	171	40	12	2	0	53
	33	210	116	31	16	1	1	45
	34	155	85	27	11	2	0	30
	35	155	83	28	11	1	0	32
	36	141	79	21	13	2	0	26
	38	181	109	14	14	1	0	43
	40	386	228	48	26	5	1	78
	42	197	112	26	13	1	2	43
GRAND TOTAL:		<u>5,128</u>	<u>2,827</u>	<u>700</u>	<u>388</u>	<u>53</u>	<u>27</u>	<u>1,133</u>

COUNTY LEGISLATOR
9TH DISTRICT

LEGISLATIVE DISTRICT OR TOWN	ELECTION DISTRICT	TOTAL VOTES	DEBBIE DRAW REP	DEBBIE DRAW CON	DEBBIE DRAW IND	DEBBIE DRAW REF	SCATTER	BLANK AND VOID
Penfield								
	1	70	33	10	8	2	0	17
	2	183	99	17	22	3	0	42
	3	179	92	27	20	3	0	37
	4	231	134	40	17	2	2	36
	6	162	98	16	7	2	4	35
	7	214	112	32	19	3	0	48
	10	136	73	13	18	1	0	31
	11	97	53	11	9	0	1	23
	12	194	106	21	9	2	0	56
	14	244	143	30	21	4	0	46
	15	240	127	23	28	4	2	56
	16	90	31	8	16	4	3	28
	18	153	89	13	15	2	1	33
	19	289	165	24	24	3	1	72
	20	226	120	31	16	4	1	54
	21	216	108	19	30	6	0	53
	23	238	127	24	24	1	6	56
	24	263	138	33	32	2	1	57
	25	144	82	16	13	0	1	32
	27	223	128	24	23	0	1	47
	28	149	81	23	18	2	1	24
	29	205	109	29	13	6	2	46
	30	280	151	33	28	1	1	66
	31	126	67	10	11	0	1	37
	32	119	73	11	7	4	0	24
	33	201	95	34	15	4	3	50
	35	197	97	19	18	1	2	60
	36	149	88	16	15	1	2	27
	38	138	88	12	9	2	2	25
	39	100	49	17	6	2	0	26
	41	280	177	28	15	2	1	57
	42	147	92	23	11	0	0	21
GRAND TOTAL:		<u>5,883</u>	<u>3,225</u>	<u>687</u>	<u>537</u>	<u>73</u>	<u>39</u>	<u>1,322</u>

COUNTY LEGISLATOR
10TH DISTRICT

LEGISLATIVE DISTRICT OR TOWN	ELECTION DISTRICT	TOTAL VOTES	ANTHONY DANIELE REP	ANTHONY DANIELE CON	ANTHONY DANIELE IND	ANTHONY DANIELE REF	SCATTER	BLANK AND VOID
Brighton	16	149	87	9	5	3	0	45
Brighton		149	87	9	5	3	0	45
East Rochester	3	185	104	18	12	1	3	47
	4	143	75	11	13	2	1	41
	5	116	65	6	12	1	1	31
	6	209	94	20	10	1	0	84
East Rochester		653	338	55	47	5	5	203
Pittsford	1	194	104	13	18	5	1	53
	2	208	84	12	23	2	1	86
	3	362	207	29	21	2	3	100
	4	231	111	20	19	2	0	79
	5	162	77	11	13	2	0	59
	6	148	62	7	10	2	4	63
	8	227	130	19	5	0	0	73
	9	250	145	16	15	1	2	71
	11	177	86	26	12	1	2	50
	13	148	73	12	15	0	2	46
	14	286	155	32	19	3	2	75
	15	118	56	8	14	6	1	33
	16	146	80	11	15	1	1	38
	18	162	92	5	12	0	2	51
	19	143	84	23	8	0	0	28
	20	242	121	16	23	2	3	77
	21	195	109	16	12	1	0	57
	23	192	112	23	15	2	0	40
	24	256	152	17	14	4	1	68
	27	151	79	17	11	4	3	37
	28	157	103	10	9	1	0	34
	29	218	120	20	24	4	2	48
	30	171	90	17	10	2	1	51
	31	223	135	22	17	3	0	46
	32	215	127	9	13	2	2	62
Pittsford		4,982	2,694	411	367	52	33	1,425
GRAND TOTAL:		5,784	3,119	475	419	60	38	1,673

COUNTY LEGISLATOR
11TH DISTRICT

LEGISLATIVE DISTRICT OR TOWN	ELECTION DISTRICT	TOTAL VOTES	POLLY P. MOHAN DEM	SEAN M. DELEHANTY REP	SEAN M. DELEHANTY CON	SEAN M. DELEHANTY IND	SEAN M. DELEHANTY REF	SCATTER	BLANK AND VOID
Perinton	4	152	64	63	13	4	1	0	7
	5	77	29	30	7	3	0	0	8
	6	172	79	71	11	3	0	0	8
	7	210	73	104	18	11	1	0	3
	9	295	82	147	30	15	2	1	18
	14	217	74	100	30	5	0	0	8
	19	179	46	92	25	6	3	0	7
	20	176	64	78	22	3	0	0	9
	24	312	85	169	29	12	2	0	15
	25	160	64	63	16	3	1	0	13
	26	232	69	109	24	15	1	0	14
	30	166	49	79	18	10	2	0	8
	31	238	75	119	21	10	0	0	13
	34	235	59	114	24	17	0	0	21
	36	84	35	36	5	1	0	0	7
	37	186	81	67	23	6	2	0	7
	38	231	89	99	17	13	1	0	12
	39	211	60	106	25	9	1	0	10
	40	153	49	68	15	12	0	0	9
	42	175	66	71	20	7	0	0	11
	43	357	99	193	36	12	2	0	15
	45	296	74	168	33	6	0	0	15
	47	190	59	94	18	7	1	0	11
	48	154	51	79	14	5	0	0	5
	50	55	23	17	6	3	1	0	5
	54	338	100	169	30	15	1	0	23
	56	221	60	112	26	7	1	0	15
GRAND TOTAL:		<u>5,472</u>	<u>1,758</u>	<u>2,617</u>	<u>556</u>	<u>220</u>	<u>23</u>	<u>1</u>	<u>297</u>

COUNTY LEGISLATOR
12TH DISTRICT

LEGISLATIVE DISTRICT OR TOWN	ELECTION DISTRICT	TOTAL VOTES	MAGGIE RIDGE	STEVE BREW	STEVE BREW	MAGGIE RIDGE	STEVE BREW	STEVE BREW	SCATTER	BLANK AND VOID
			DEM	REP	CON	WOR	IND	REF		
Chili										
	2	244	69	110	32	10	12	4	0	7
	3	216	80	87	27	7	5	0	0	10
	24	<u>278</u>	<u>103</u>	<u>98</u>	<u>38</u>	<u>7</u>	<u>9</u>	<u>0</u>	<u>0</u>	<u>23</u>
Chili										
		738	252	295	97	24	26	4	0	40
Henrietta										
	3	82	34	33	3	2	1	1	0	8
	13	290	146	77	29	11	6	0	1	20
	29	<u>576</u>	<u>295</u>	<u>147</u>	<u>48</u>	<u>20</u>	<u>11</u>	<u>0</u>	<u>0</u>	<u>55</u>
Henrietta										
		948	475	257	80	33	18	1	1	83
Riga										
	1	311	68	170	37	9	12	2	0	13
	2	277	61	157	40	8	8	1	0	2
	3	134	51	55	17	3	4	0	0	4
	4	212	63	108	23	6	6	0	0	6
	5	195	38	107	25	4	9	2	0	10
	6	<u>176</u>	<u>41</u>	<u>90</u>	<u>36</u>	<u>2</u>	<u>6</u>	<u>0</u>	<u>0</u>	<u>1</u>
Riga										
		1,305	322	687	178	32	45	5	0	36
Wheatland										
	1	202	90	65	27	7	4	0	0	9
	2	196	58	78	37	5	8	0	0	10
	3	215	89	76	22	10	7	1	0	10
	4	161	46	69	24	8	3	0	0	11
	5	<u>207</u>	<u>50</u>	<u>94</u>	<u>38</u>	<u>6</u>	<u>7</u>	<u>2</u>	<u>0</u>	<u>10</u>
Wheatland										
		981	333	382	148	36	29	3	0	50
GRAND TOTAL:										
		<u>3,972</u>	<u>1,382</u>	<u>1,621</u>	<u>503</u>	<u>125</u>	<u>118</u>	<u>13</u>	<u>1</u>	<u>209</u>

COUNTY LEGISLATOR
13TH DISTRICT

LEGISLATIVE DISTRICT OR TOWN	ELECTION DISTRICT	TOTAL VOTES	SIMEON I. BANISTER	JOHN HOWLAND	JOHN HOWLAND	SIMEON I. BANISTER	JOHN HOWLAND	JOHN HOWLAND	SCATTER	BLANK AND VOID
			DEM	REP	CON	WOR	IND	REF		
Henrietta	1	318	95	156	30	9	9	0	0	19
	5	267	85	107	34	2	9	2	0	28
	6	249	68	108	34	10	12	0	1	16
	7	240	105	90	22	5	7	0	0	11
	8	265	98	110	21	12	7	0	0	17
	10	234	88	85	23	9	9	1	0	19
	12	221	62	98	22	5	20	0	0	14
	14	177	62	81	16	4	2	1	0	11
	15	271	101	114	23	4	9	1	0	19
	17	322	127	112	33	10	16	1	0	23
	18	294	116	119	27	8	6	0	0	18
	19	214	68	99	14	9	9	1	0	14
	20	331	129	135	24	7	11	0	0	25
	21	218	83	83	19	11	10	0	0	12
	22	374	118	174	39	9	8	3	0	23
	25	271	76	135	26	4	6	3	0	21
	26	496	149	226	56	4	20	6	0	35
	27	426	134	215	28	10	13	2	0	24
	28	295	93	139	29	5	9	1	0	19
	31	159	58	54	19	3	3	0	0	22
	32	366	137	163	18	9	8	0	0	31
	35	298	110	132	25	5	8	1	0	17
Henrietta		6,306	2,162	2,735	582	154	211	23	1	438
Pittsford	10	212	74	94	17	10	4	1	0	12
	22	313	145	124	24	7	5	0	0	8
	25	314	119	139	17	5	10	1	0	23
	34	246	99	114	14	10	0	0	0	9
Pittsford		1,085	437	471	72	32	19	2	0	52
GRAND TOTAL:		7,391	2,599	3,206	654	186	230	25	1	490

COUNTY LEGISLATOR
14TH DISTRICT

LEGISLATIVE DISTRICT OR TOWN	ELECTION DISTRICT	TOTAL VOTES	JUSTIN F. WILCOX DEM	JUSTIN F. WILCOX IND	SCATTER	BLANK AND VOID
Brighton	1	254	173	24	1	56
	2	153	93	14	2	44
	3	190	98	23	0	69
	6	278	162	25	1	90
	8	211	101	21	2	87
	12	279	187	21	1	70
	13	151	94	18	0	39
	17	112	83	5	0	24
	18	158	111	17	1	29
	19	159	112	13	2	32
	21	175	113	20	2	40
	22	188	120	10	0	58
	26	154	92	24	1	37
	28	239	163	13	0	63
	29	142	65	18	0	59
	31	190	139	13	0	38
	32	211	132	24	0	55
	33	210	146	14	0	50
	36	95	51	9	0	35
	37	138	104	6	0	28
	38	204	125	20	0	59
	39	183	117	21	0	45
	41	177	117	14	0	46
	42	70	52	3	0	15
	43	162	102	13	1	46
	44	47	24	11	0	12
	45	103	61	9	1	32
Brighton		4,633	2,937	423	15	1,258
Henrietta	4	226	130	19	0	77
	11	202	107	17	1	77
	23	179	89	23	0	67
	34	119	57	13	3	46
Henrietta		726	383	72	4	267
GRAND TOTAL:		5,359	3,320	495	19	1,525

COUNTY LEGISLATOR
15TH DISTRICT

LEGISLATIVE DISTRICT OR TOWN	ELECTION DISTRICT	TOTAL VOTES	GEORGE J. HEBERT REP	GEORGE J. HEBERT CON	GEORGE J. HEBERT IND	GEORGE J. HEBERT REF	SCATTER	BLANK AND VOID
Penfield	5	231	102	25	19	2	0	83
	8	138	70	16	9	2	1	40
	9	288	131	26	23	1	2	105
	13	231	121	26	16	3	0	65
	17	207	102	23	22	2	1	57
	22	164	75	17	16	1	4	51
	26	107	60	15	9	0	0	23
	34	171	90	24	14	2	0	41
	37	345	213	36	26	1	0	69
	40	196	115	14	16	3	0	48
Penfield		2,078	1,079	222	170	17	8	582
Webster	6	127	75	13	8	1	0	30
	7	189	104	25	14	1	2	43
	8	175	92	25	21	2	0	35
	9	117	72	16	6	1	1	21
	11	154	99	11	10	0	3	31
	12	283	156	32	32	0	1	62
	13	181	92	25	17	0	0	47
	15	151	85	11	18	3	0	34
	16	190	115	30	8	2	1	34
	18	121	70	13	9	1	0	28
	19	288	172	40	15	4	0	57
	22	194	100	29	12	3	2	48
	26	165	81	26	11	2	3	42
	29	132	74	21	11	1	0	25
	37	282	154	28	25	1	1	73
	39	223	114	25	16	0	0	68
	41	224	129	28	21	2	0	44
	43	126	72	16	9	0	0	29
Webster		3,322	1,856	414	263	24	14	751
GRAND TOTAL:		5,400	2,935	636	433	41	22	1,333

COUNTY LEGISLATOR
16TH DISTRICT

LEGISLATIVE DISTRICT OR TOWN	ELECTION DISTRICT	TOTAL VOTES	MICHAEL J. BOVAY	JOE CARBONE	JOE CARBONE	JOE CARBONE	JOE CARBONE	JOE CARBONE	SCATTER	BLANK AND VOID
			DEM	REP	CON	WOR	IND	REF		
Leg. Dist. 16										
	1	7	5	2	0	0	0	0	0	0
Leg. Dist. 16		7	5	2	0	0	0	0	0	0
Irondequoit										
	1	213	91	66	29	0	7	1	0	19
	3	214	113	60	19	3	10	1	0	8
	4	81	33	28	9	0	4	1	0	6
	7	301	109	132	34	2	11	0	0	13
	8	190	71	94	13	1	4	2	0	5
	9	190	70	99	11	3	3	0	0	4
	10	250	97	118	18	3	6	0	0	8
	14	237	98	81	32	3	9	3	1	10
	15	265	98	123	22	2	11	1	0	8
	16	355	153	138	27	8	15	0	0	14
	18	172	77	66	15	0	6	0	0	8
	20	199	80	86	15	0	10	1	0	7
	22	248	114	86	26	3	3	1	0	15
	25	181	73	74	15	1	5	3	0	10
	27	153	54	71	12	2	6	1	0	7
	28	148	42	74	14	3	5	0	1	9
	30	187	76	71	15	2	10	0	0	13
	33	135	60	57	10	3	3	0	0	2
	34	278	90	138	20	4	7	0	0	19
	40	129	49	49	13	1	9	1	0	7
	42	213	71	96	20	9	12	0	0	5
	44	410	150	206	18	1	16	0	0	19
	46	158	51	79	14	3	3	1	0	7
	47	65	19	38	5	1	0	2	0	0
	49	253	108	104	19	4	10	1	0	7
	51	272	109	107	21	2	12	1	0	20
	53	145	77	47	4	3	3	0	0	11
	57	256	114	99	19	1	5	0	0	18
	59	164	59	74	13	4	3	0	2	9
	60	189	76	75	15	3	13	0	0	7
	62	209	87	76	27	1	11	1	0	6
	63	141	60	57	7	3	6	0	0	8
	68	153	71	62	8	0	2	0	0	10
Irondequoit		6,754	2,700	2,831	559	79	240	22	4	319
GRAND TOTAL:		6,761	2,705	2,833	559	79	240	22	4	319

COUNTY LEGISLATOR
17TH DISTRICT

LEGISLATIVE DISTRICT OR TOWN	ELECTION DISTRICT	TOTAL VOTES	JOSEPH D. MORELLE, JR.	JOSEPH D. MORELLE, JR.	JOSEPH D. MORELLE, JR.	SCATTER	BLANK AND VOID
			DEM	WOR	IND		
Irondequoit	2	144	93	6	11	3	31
	5	152	99	12	9	1	31
	6	321	199	12	18	4	88
	11	102	63	5	7	0	27
	12	115	68	6	12	4	25
	13	244	157	8	9	1	69
	17	145	85	6	8	2	44
	19	172	111	12	7	0	42
	21	173	101	8	9	2	53
	23	184	125	8	8	2	41
	24	189	116	9	10	0	54
	26	107	65	10	6	0	26
	29	131	79	6	11	1	34
	31	261	159	12	21	1	68
	32	166	111	10	13	0	32
	35	112	75	9	8	0	20
	36	72	39	1	4	2	26
	37	126	67	7	5	1	46
	38	95	56	5	7	2	25
	39	61	41	1	6	0	13
	41	150	93	7	6	0	44
	43	125	72	7	7	1	38
	45	133	84	4	7	1	37
	48	194	107	8	15	1	63
	50	91	66	3	4	0	18
	52	143	90	6	9	0	38
	54	49	30	5	3	0	11
	55	192	132	10	14	0	36
	56	160	104	6	6	1	43
	58	201	100	13	18	1	69
	61	253	136	9	15	6	87
	64	41	27	2	1	0	11
	65	105	72	7	5	0	21
	66	53	41	0	3	0	9
	67	136	82	8	4	1	41
GRAND TOTAL:		<u>5,098</u>	<u>3,145</u>	<u>248</u>	<u>306</u>	<u>38</u>	<u>1,361</u>

COUNTY LEGISLATOR
18TH DISTRICT

LEGISLATIVE DISTRICT OR TOWN	ELECTION DISTRICT	TOTAL VOTES	DOROTHY A. STYK	TANYA CONLEY	TANYA CONLEY	DOROTHY A. STYK	TANYA CONLEY	TANYA CONLEY	SCATTER	BLANK AND VOID
			DEM	REP	CON	WOR	IND	REF		
East Rochester										
	1	165	77	47	11	7	8	0	0	15
	2	166	68	55	10	5	5	1	1	21
	7	163	61	60	11	4	11	1	0	15
East Rochester		494	206	162	32	16	24	2	1	51
Perinton										
	1	297	121	122	27	4	7	1	0	15
	2	229	111	88	9	7	8	1	0	5
	3	202	78	86	17	5	4	0	0	12
	8	213	91	79	26	4	6	1	0	6
	10	220	95	83	21	5	5	0	1	10
	11	128	60	42	9	6	4	1	0	6
	12	211	88	81	17	8	4	0	0	13
	13	204	68	109	13	4	2	0	0	8
	15	159	66	63	15	4	4	0	0	7
	16	174	75	63	19	2	8	1	0	6
	17	232	111	79	17	9	4	1	0	11
	18	222	80	91	25	3	10	1	0	12
	21	277	107	108	29	11	4	3	0	15
	22	139	51	54	15	7	4	0	0	8
	23	291	124	113	23	10	10	0	0	11
	27	187	60	91	17	7	3	0	0	9
	28	182	69	81	13	7	5	1	0	6
	29	117	49	40	14	4	2	2	0	6
	32	156	64	62	12	4	4	1	0	9
	33	227	93	97	19	6	5	0	0	7
	35	187	73	62	29	6	2	0	0	15
	41	145	47	57	17	4	9	1	0	10
	44	188	70	88	13	3	4	1	0	9
	46	113	58	35	13	2	1	0	0	4
	49	187	63	79	30	3	6	0	0	6
	51	255	61	141	33	7	10	0	0	3
	52	185	64	89	12	3	4	1	0	12
	53	189	91	68	14	10	3	0	0	3
	55	220	86	102	15	3	7	0	0	7
Perinton		5,736	2,274	2,353	533	158	149	17	1	251
GRAND TOTAL:		6,230	2,480	2,515	565	174	173	19	2	302

COUNTY LEGISLATOR
19TH DISTRICT

LEGISLATIVE DISTRICT OR TOWN	ELECTION DISTRICT	TOTAL VOTES	KATHLEEN A. TAYLOR REP	KATHLEEN A. TAYLOR CON	KATHLEEN A. TAYLOR IND	KATHLEEN A. TAYLOR REF	SCATTER	BLANK AND VOID
Greece	3	127	80	18	7	0	1	21
	4	110	60	21	9	1	1	18
	13	127	69	16	10	3	0	29
	17	194	104	25	10	4	2	49
	18	159	94	26	11	2	0	26
	20	104	47	20	16	1	5	15
	29	142	95	23	1	1	0	22
	36	188	115	25	11	1	0	36
	37	118	64	18	11	2	0	23
	39	103	60	12	6	2	1	22
	40	108	45	15	13	3	1	31
	42	123	57	17	11	2	1	35
	52	192	111	27	21	1	3	29
	55	116	68	21	0	2	4	21
	60	108	59	18	6	1	0	24
	64	113	70	17	7	1	2	16
	65	179	112	14	14	1	0	38
	66	73	43	10	1	0	0	19
	67	149	95	23	7	1	0	23
	68	186	112	35	7	1	2	29
	69	125	67	15	15	1	3	24
	73	96	47	20	7	2	1	19
	75	108	67	12	4	0	0	25
	77	190	115	24	10	2	0	39
	81	114	68	8	8	2	1	27
	85	174	93	30	14	0	4	33
	87	127	69	25	8	0	1	24
	92	215	124	32	12	3	3	41
	95	81	43	9	10	1	1	17
	97	371	232	46	19	1	3	70
	100	232	138	21	21	1	5	46
Greece		4,552	2,623	643	307	43	45	891
Parma	1	205	119	40	18	1	0	27
Parma		205	119	40	18	1	0	27
GRAND TOTAL:		4,757	2,742	683	325	44	45	918

COUNTY LEGISLATOR
20TH DISTRICT

LEGISLATIVE DISTRICT OR TOWN	ELECTION DISTRICT	TOTAL VOTES	MIKE ZALE	MIKE ZALE	MIKE ZALE	MIKE ZALE	SCATTER	BLANK AND VOID
			REP	CON	IND	REF		
Greece								
	14	89	41	11	11	1	2	23
	51	101	53	13	4	0	1	30
	59	67	24	13	3	0	2	25
	61	124	63	16	11	0	1	33
	83	68	28	12	8	3	1	16
	93	214	106	26	17	0	2	63
	94	155	75	23	12	4	1	40
		<u>818</u>	<u>390</u>	<u>114</u>	<u>66</u>	<u>8</u>	<u>10</u>	<u>230</u>
Greece								
Ogden								
	1	157	80	23	8	0	0	46
	2	227	125	37	18	0	2	45
	3	230	124	29	15	3	0	59
	5	157	81	30	10	0	1	35
	7	107	57	20	1	1	0	28
	8	185	112	20	6	0	0	47
	9	150	82	17	9	2	0	40
	11	169	81	37	15	0	0	36
	12	195	114	37	12	4	0	28
	13	143	85	20	7	1	0	30
	15	224	118	29	11	2	2	62
	16	118	68	22	5	1	0	22
	19	232	134	42	15	1	0	40
	20	218	107	45	15	0	0	51
		<u>2,512</u>	<u>1,368</u>	<u>408</u>	<u>147</u>	<u>15</u>	<u>5</u>	<u>569</u>
Ogden								
Sweden								
	1	252	126	22	15	7	0	82
	3	272	121	30	30	2	2	87
	4	273	106	41	30	4	3	89
	8	186	88	27	16	2	1	52
	12	190	90	33	19	3	1	44
		<u>1,173</u>	<u>531</u>	<u>153</u>	<u>110</u>	<u>18</u>	<u>7</u>	<u>354</u>
Sweden								
GRAND TOTAL:		<u><u>4,503</u></u>	<u><u>2,289</u></u>	<u><u>675</u></u>	<u><u>323</u></u>	<u><u>41</u></u>	<u><u>22</u></u>	<u><u>1,153</u></u>

COUNTY LEGISLATOR
21ST DISTRICT

LEGISLATIVE DISTRICT OR TOWN	ELECTION DISTRICT	TOTAL VOTES	MARK S. MUOIO	MARK S. MUOIO	MARK S. MUOIO	SCATTER	BLANK AND VOID
			DEM	WOR	IND		
Leg. Dist. 21							
	1	145	89	18	9	1	28
	2	118	76	7	11	1	23
	3	55	33	1	2	0	19
	4	59	40	1	2	0	16
	5	86	54	11	9	0	12
	6	114	77	6	3	1	27
	7	222	139	16	14	1	52
	8	66	46	4	3	0	13
	9	136	88	12	7	0	29
	10	236	156	6	14	0	60
	11	80	58	3	5	0	14
	12	240	157	20	17	1	45
	13	75	48	14	3	1	9
	14	53	25	7	6	0	15
	15	131	89	12	7	0	23
	16	36	27	2	0	0	7
	17	105	64	13	4	0	24
	18	84	59	1	1	0	23
	19	25	18	1	1	0	5
	20	63	47	4	5	1	6
	21	64	45	6	0	0	13
	22	95	55	5	9	0	26
	23	86	47	9	7	0	23
	24	187	114	19	3	0	51
	25	77	61	3	1	0	12
	26	48	32	4	4	0	8
	27	56	38	2	3	2	11
GRAND TOTAL:		<u>2,742</u>	<u>1,782</u>	<u>207</u>	<u>150</u>	<u>9</u>	<u>594</u>

COUNTY LEGISLATOR
22ND DISTRICT

LEGISLATIVE DISTRICT OR TOWN <u>Leg. Dist. 22</u>	ELECTION DISTRICT	TOTAL VOTES	VINCENT R. FELDER	SCATTER	BLANK AND VOID
			DEM		
	1	99	73	0	26
	2	21	15	0	6
	3	67	27	1	39
	4	28	17	0	11
	5	49	33	0	16
	6	52	39	0	13
	7	19	10	0	9
	8	60	42	0	18
	9	45	38	0	7
	10	48	35	0	13
	11	84	60	1	23
	12	35	22	0	13
	13	15	9	0	6
	14	61	41	0	20
	15	78	60	0	18
	16	25	21	0	4
	17	16	10	0	6
	18	44	30	0	14
	19	38	23	0	15
	20	67	46	0	21
	21	41	21	0	20
	22	46	31	0	15
	23	40	27	0	13
	24	17	15	0	2
	25	178	129	1	48
	26	79	60	0	19
	27	61	46	0	15
GRAND TOTAL:		<u>1,413</u>	<u>980</u>	<u>3</u>	<u>430</u>

COUNTY LEGISLATOR
23RD DISTRICT

LEGISLATIVE DISTRICT OR TOWN	ELECTION DISTRICT	TOTAL VOTES	JAMES M. SHEPPARD	JAMES M. SHEPPARD	JAMES M. SHEPPARD	SCATTER	BLANK AND VOID
			DEM	WOR	IND		
<u>Leg. Dist. 23</u>							
	1	67	48	7	5	1	6
	2	96	67	4	11	1	13
	3	121	70	22	4	1	24
	4	217	166	9	14	3	25
	5	45	29	2	4	0	10
	6	73	51	6	7	1	8
	7	131	88	14	11	1	17
	8	108	79	11	2	0	16
	9	119	81	12	7	0	19
	10	109	81	8	3	0	17
	11	107	72	7	8	0	20
	12	208	153	10	18	0	27
	13	130	83	7	14	0	26
	14	93	73	7	6	0	7
	15/29	79	54	7	1	0	17
	16	92	70	0	8	0	14
	17	195	127	19	16	1	32
	18	326	228	21	29	0	48
	19	173	116	10	15	0	32
	20	205	145	11	16	3	30
	21	192	130	14	16	1	31
	22	166	117	11	12	0	26
	23	87	63	4	5	2	13
	24	144	105	3	8	0	28
	25	247	178	13	22	1	33
	26	301	216	9	33	1	42
	27	126	82	5	19	0	20
	28	98	71	5	2	2	18
Leg. Dist. 23		<u>4,055</u>	<u>2,843</u>	<u>258</u>	<u>316</u>	<u>19</u>	<u>619</u>
<u>Brighton</u>							
	7	153	100	11	8	0	34
	11	226	151	14	14	1	46
	15	151	93	12	12	1	33
	24	251	138	10	14	0	89
	34	204	136	10	16	0	42
Brighton		<u>985</u>	<u>618</u>	<u>57</u>	<u>64</u>	<u>2</u>	<u>244</u>
GRAND TOTAL:		<u><u>5,040</u></u>	<u><u>3,461</u></u>	<u><u>315</u></u>	<u><u>380</u></u>	<u><u>21</u></u>	<u><u>863</u></u>

COUNTY LEGISLATOR
24TH DISTRICT

LEGISLATIVE DISTRICT OR TOWN	ELECTION DISTRICT	TOTAL VOTES	JOSHUA P. BAUROTH	JOSHUA P. BAUROTH	JOSHUA P. BAUROTH	SCATTER	BLANK AND VOID
			DEM	WOR	IND		
Leg. Dist. 24							
	1/24	257	159	30	17	0	51
	2/23	190	136	13	15	0	26
	3/22	145	98	12	9	0	26
	4	165	112	20	10	0	23
	5	168	106	9	11	2	40
	6	97	57	8	11	0	21
	7	90	61	5	4	1	19
	8	110	68	11	10	0	21
	9	106	56	6	13	0	31
	10	185	132	22	12	1	18
	11/12	53	32	5	4	0	12
	13	153	111	20	7	0	15
	14/20/21	216	132	18	9	2	55
	15	171	100	16	9	1	45
	16	128	81	13	12	1	21
	17	81	43	6	0	0	32
	18	110	74	9	14	0	13
	19	10	8	0	1	0	1
Leg. Dist. 24 Brighton		2,435	1,566	223	168	8	470
	4	194	139	15	9	0	31
	5	230	161	13	8	2	46
	9	210	123	12	15	1	59
	10	235	153	9	16	1	56
	14	87	56	9	7	0	15
	20	86	53	1	6	1	25
	23	159	103	8	8	0	40
	25	192	125	15	8	0	44
	27	144	104	4	9	0	27
	30	404	270	10	16	1	107
	35	156	104	10	10	0	32
	40	304	215	6	14	0	69
	46	99	70	2	4	0	23
Brighton		2,500	1,676	114	130	6	574
GRAND TOTAL:		4,935	3,242	337	298	14	1,044

COUNTY LEGISLATOR
25TH DISTRICT

LEGISLATIVE DISTRICT OR TOWN	ELECTION DISTRICT	TOTAL VOTES	JOHN F. LIGHTFOOT	JOHN F. LIGHTFOOT	JOHN F. LIGHTFOOT	SCATTER	BLANK AND VOID
			DEM	WOR	IND		
Leg. Dist. 25							
	1	164	113	8	6	3	34
	2	105	76	4	3	0	22
	3	145	116	4	1	0	24
	4/24	99	69	4	2	0	24
	5	71	62	2	1	0	6
	6	69	40	7	5	0	17
	7	104	88	3	1	0	12
	8	122	109	5	2	0	6
	9	40	37	1	0	0	2
	10	138	101	6	4	0	27
	11	47	42	0	0	0	5
	12	110	71	11	7	1	20
	13	80	63	7	3	0	7
	14	59	37	8	1	0	13
	15	68	55	1	1	0	11
	16	66	51	2	2	1	10
	17	62	46	3	1	0	12
	18	112	85	6	1	1	19
	19	11	8	0	0	0	3
	20	30	13	0	3	0	14
	21	53	35	1	2	1	14
	22	94	64	6	2	1	21
	23	7	7	0	0	0	0
	25	181	122	11	2	3	43
	26/27/28	67	36	9	7	1	14
	29/30	99	68	10	3	1	17
GRAND TOTAL:		<u>2,203</u>	<u>1,614</u>	<u>119</u>	<u>60</u>	<u>13</u>	<u>397</u>

COUNTY LEGISLATOR
26TH DISTRICT

LEGISLATIVE DISTRICT OR TOWN	ELECTION DISTRICT	TOTAL VOTES	YVERSHA	TONY	TONY	YVERSHA	TONY	TONY	SCATTER	BLANK AND VOID
			M. ROMAN	MICCICHE	MICCICHE	M. ROMAN	MICCICHE	MICCICHE		
			DEM	REP	CON	WOR	IND	REF		
Leg. Dist. 26										
	1	274	100	110	37	11	5	1	0	10
	2	90	41	28	12	2	4	1	0	2
	3	65	33	24	4	1	1	0	0	2
	4	156	50	72	17	4	8	1	0	4
	5	97	38	40	6	5	5	0	0	3
	6	87	56	13	7	2	2	0	0	7
	7	104	52	31	7	7	2	1	0	4
	8	109	70	22	4	3	0	0	0	10
	9	147	60	56	13	5	5	1	0	7
	10	112	55	35	10	3	5	0	0	4
	11	130	49	56	8	6	4	2	0	5
	12	143	46	72	13	2	6	0	0	4
	13	179	60	83	21	6	5	0	0	4
	14	179	58	78	16	12	8	1	0	6
	15	95	52	23	5	5	3	4	0	3
	16	145	50	62	15	4	8	2	0	4
	17	132	45	50	8	7	6	3	1	12
Leg. Dist. 26		2,244	915	855	203	85	77	17	1	91
CITY		2,244	915	855	203	85	77	17	1	91
Gates										
	1	112	40	47	17	2	4	0	0	2
	2	154	44	78	11	1	4	3	0	13
	6	180	62	75	17	5	5	1	0	15
	11	128	41	57	14	4	6	0	0	6
	12	108	39	48	10	5	4	0	0	2
	13	135	31	73	12	4	3	0	0	12
	16	138	59	54	12	1	5	0	0	7
	17	151	51	67	17	6	3	0	0	7
	29	150	53	53	20	1	10	0	0	13
	33	87	38	37	5	3	1	0	0	3
Gates		1,343	458	589	135	32	45	4	0	80
Greece										
	21	141	39	55	25	6	11	0	0	5
	32	131	53	49	13	6	6	1	0	3
	63	171	78	46	24	8	3	0	0	12
Greece		443	170	150	62	20	20	1	0	20
TOWNS		1,786	628	739	197	52	65	5	0	100
GRAND TOTAL:		4,030	1,543	1,594	400	137	142	22	1	191

COUNTY LEGISLATOR
27TH DISTRICT

LEGISLATIVE DISTRICT OR TOWN	ELECTION DISTRICT	TOTAL VOTES	LASHAY HARRIS DEM	LASHAY HARRIS IND	SCATTER	BLANK AND VOID
Leg. Dist. 27						
	1	137	95	13	1	28
	2	149	103	12	0	34
	3	128	85	6	0	37
	4	158	111	13	0	34
	5	137	110	11	0	16
	6	109	80	8	0	21
	7	112	80	4	0	28
	8	184	128	6	3	47
	9	170	142	7	0	21
	10	149	113	13	0	23
	11	146	107	7	0	32
	12	100	75	4	1	20
	13	124	95	4	0	25
	14	93	71	2	0	20
	15	109	78	3	0	28
	16	126	95	2	1	28
	17	119	87	4	0	28
	18	103	63	8	0	32
	19	137	106	6	0	25
	20	58	43	0	0	15
	21	75	53	5	0	17
	22	68	41	8	1	18
	23	80	58	4	1	17
	25	50	25	4	0	21
	26	65	32	6	0	27
GRAND TOTAL:		2,886	2,076	160	8	642

COUNTY LEGISLATOR
28TH DISTRICT

LEGISLATIVE DISTRICT OR TOWN	ELECTION DISTRICT	TOTAL VOTES	CINDY KALEH	CINDY KALEH	CINDY KALEH	SCATTER	BLANK AND VOID
			DEM	WOR	IND		
Leg. Dist. 28							
	1	72	39	2	3	0	28
	2	70	39	6	5	0	20
	3	43	29	3	0	0	11
	4	51	29	2	2	1	17
	5	63	41	1	4	0	17
	6	158	101	5	11	1	40
	7/17	161	97	10	13	0	41
	8/19	93	58	3	2	0	30
	9	79	53	6	5	2	13
	10	32	18	2	5	0	7
	11	59	35	3	4	1	16
	12	45	24	3	2	0	16
	13	79	46	3	4	0	26
	14	62	40	3	1	0	18
	15	31	22	2	0	0	7
	16	68	43	1	1	0	23
	18	55	35	3	0	0	17
	20	113	61	6	11	1	34
	21	80	56	8	3	0	13
	22	41	28	2	0	0	11
GRAND TOTAL:		<u>1,455</u>	<u>894</u>	<u>74</u>	<u>76</u>	<u>6</u>	<u>405</u>

COUNTY LEGISLATOR
29TH DISTRICT

LEGISLATIVE DISTRICT OR TOWN	ELECTION DISTRICT	TOTAL VOTES	ERNEST S. FLAGLER		BLANK AND VOID
			DEM	SCATTER	
Leg. Dist. 29					
	1/2	35	23	0	12
	3/8	29	21	0	8
	4	73	51	0	22
	5	85	62	1	22
	6	60	52	0	8
	7	84	67	0	17
	9	149	104	2	43
	10	108	83	2	23
	11	78	58	0	20
	12	80	61	0	19
	13	53	43	0	10
	14	31	26	0	5
	15	66	54	0	12
	16	29	23	0	6
	17	64	35	0	29
	18/27	135	92	0	43
	19	41	30	0	11
	20	98	82	0	16
	21	103	75	1	27
	22	85	55	1	29
	23	122	105	0	17
	24	115	85	1	29
	25/28	171	110	0	61
	26	34	26	0	8
GRAND TOTAL:		<u>1,928</u>	<u>1,423</u>	<u>8</u>	<u>497</u>

CITY COURT JUDGE
SUMMARY

LEGISLATIVE DISTRICT OR TOWN	TOTAL VOTES	STEPHEN T. MILLER <u>DEM</u>	STEPHEN T. MILLER <u>IND</u>	<u>SCATTER</u>	BLANK AND VOID
Leg. Dist. 07	370	193	48	1	128
Leg. Dist. 16	7	5	0	0	2
Leg. Dist. 21	2,742	1,866	240	10	626
Leg. Dist. 22	1,413	1,028	47	0	338
Leg. Dist. 23	4,055	2,727	380	13	935
Leg. Dist. 24	2,435	1,661	273	7	494
Leg. Dist. 25	2,203	1,498	122	5	578
Leg. Dist. 26	2,244	1,283	269	6	686
Leg. Dist. 27	2,886	2,050	169	6	661
Leg. Dist. 28	1,455	928	123	3	401
Leg. Dist. 29	1,928	1,295	124	1	508
GRAND TOTAL:	<u>21,738</u>	<u>14,534</u>	<u>1,795</u>	<u>52</u>	<u>5,357</u>

CITY COURT JUDGE
DETAIL

LEGISLATIVE DISTRICT OR TOWN	ELECTION DISTRICT	TOTAL VOTES	STEPHEN T. MILLER	STEPHEN T. MILLER	SCATTER	BLANK AND VOID
			DEM	IND		
Leg. Dist. 07						
	1	214	113	30	0	71
	2	156	80	18	1	57
Leg. Dist. 07		370	193	48	1	128
Leg. Dist. 16						
	1	7	5	0	0	2
Leg. Dist. 16		7	5	0	0	2
Leg. Dist. 21						
	1	145	96	13	1	35
	2	118	80	15	1	22
	3	55	32	1	0	22
	4	59	38	3	0	18
	5	86	56	15	0	15
	6	114	82	10	1	21
	7	222	143	20	1	58
	8	66	44	8	0	14
	9	136	97	5	0	34
	10	236	154	20	0	62
	11	80	59	8	0	13
	12	240	166	23	2	49
	13	75	60	6	1	8
	14	53	28	10	0	15
	15	131	98	12	0	21
	16	36	25	2	0	9
	17	105	67	10	0	28
	18	84	61	2	0	21
	19	25	19	1	0	5
	20	63	48	8	1	6
	21	64	48	3	0	13
	22	95	64	11	0	20
	23	86	48	11	0	27
	24	187	118	12	0	57
	25	77	62	3	0	12
	26	48	34	4	0	10
	27	56	39	4	2	11
Leg. Dist. 21		2,742	1,866	240	10	626
Leg. Dist. 22						
	1	99	77	3	0	19
	2	21	16	0	0	5
	3	67	22	5	0	40
	4	28	22	2	0	4
	5	49	35	2	0	12
	6	52	44	0	0	8
	7	19	10	3	0	6

CITY COURT JUDGE
DETAIL

LEGISLATIVE DISTRICT OR TOWN	ELECTION DISTRICT	TOTAL VOTES	STEPHEN T. MILLER	STEPHEN T. MILLER	SCATTER	BLANK AND VOID
			DEM	IND		
Leg. Dist. 22						
	8	60	46	1	0	13
	9	45	40	0	0	5
	10	48	35	0	0	13
	11	84	66	3	0	15
	12	35	27	0	0	8
	13	15	9	0	0	6
	14	61	43	1	0	17
	15	78	60	0	0	18
	16	25	23	0	0	2
	17	16	11	0	0	5
	18	44	32	0	0	12
	19	38	23	1	0	14
	20	67	52	0	0	15
	21	41	22	0	0	19
	22	46	33	2	0	11
	23	40	28	0	0	12
	24	17	15	1	0	1
	25	178	126	18	0	34
	26	79	63	2	0	14
	27	61	48	3	0	10
Leg. Dist. 22		1,413	1,028	47	0	338
Leg. Dist. 23						
	1	67	53	4	0	10
	2	96	61	11	1	23
	3	121	74	9	3	35
	4	217	153	20	0	44
	5	45	25	5	1	14
	6	73	51	10	0	12
	7	131	94	12	0	25
	8	108	79	5	0	24
	9	119	80	12	0	27
	10	109	81	8	0	20
	11	107	66	12	1	28
	12	208	139	19	0	50
	13	130	81	14	0	35
	14	93	74	7	0	12
	15/29	79	59	1	0	19
	16	92	63	8	0	21
	17	195	114	25	1	55
	18	326	215	34	1	76
	19	173	106	20	0	47
	20	205	142	14	2	47
	21	192	122	21	0	49

CITY COURT JUDGE
DETAIL

LEGISLATIVE DISTRICT OR TOWN	ELECTION DISTRICT	TOTAL VOTES	STEPHEN T. MILLER	STEPHEN T. MILLER	SCATTER	BLANK AND VOID
			DEM	IND		
<u>Leg. Dist. 23</u>						
	22	166	110	13	1	42
	23	87	63	9	1	14
	24	144	97	7	1	39
	25	247	175	24	0	48
	26	301	200	33	0	68
	27	126	77	19	0	30
	28	98	73	4	0	21
<u>Leg. Dist. 23</u>		4,055	2,727	380	13	935
<u>Leg. Dist. 24</u>						
	1/24	257	161	33	0	63
	2/23	190	144	15	0	31
	3/22	145	97	15	1	32
	4	165	119	20	1	25
	5	168	113	18	2	35
	6	97	57	17	0	23
	7	90	66	6	0	18
	8	110	71	15	0	24
	9	106	61	16	0	29
	10	185	144	17	0	24
	11/12	53	40	4	0	9
	13	153	117	20	0	16
	14/20/21	216	146	17	1	52
	15	171	108	22	1	40
	16	128	89	15	1	23
	17	81	46	4	0	31
	18	110	74	18	0	18
	19	10	8	1	0	1
<u>Leg. Dist. 24</u>		2,435	1,661	273	7	494
<u>Leg. Dist. 25</u>						
	1	164	127	9	1	27
	2	105	66	4	0	35
	3	145	94	3	0	48
	4/24	99	64	6	0	29
	5	71	56	2	0	13
	6	69	48	5	0	16
	7	104	72	4	0	28
	8	122	95	2	0	25
	9	40	30	0	0	10
	10	138	100	6	0	32
	11	47	36	1	0	10
	12	110	76	12	0	22
	13	80	50	5	0	25
	14	59	37	5	0	17

CITY COURT JUDGE
DETAIL

LEGISLATIVE DISTRICT OR TOWN	ELECTION DISTRICT	TOTAL VOTES	STEPHEN T. MILLER	STEPHEN T. MILLER	SCATTER	BLANK AND VOID
			DEM	IND		
Leg. Dist. 25						
	15	68	50	2	0	16
	16	66	42	6	1	17
	17	62	36	5	0	21
	18	112	76	4	1	31
	19	11	7	2	0	2
	20	30	14	4	0	12
	21	53	40	2	0	11
	22	94	66	5	0	23
	23	7	7	0	0	0
	25	181	106	9	1	65
	26/27/28	67	34	11	1	21
	29/30	99	69	8	0	22
Leg. Dist. 25		2,203	1,498	122	5	578
Leg. Dist. 26						
	1	274	153	32	0	89
	2	90	52	12	0	26
	3	65	37	9	0	19
	4	156	65	27	0	64
	5	97	57	8	1	31
	6	87	59	3	0	25
	7	104	67	16	0	21
	8	109	75	5	1	28
	9	147	86	19	0	42
	10	112	65	11	1	35
	11	130	80	11	1	38
	12	143	80	20	0	43
	13	179	94	26	0	59
	14	179	109	21	1	48
	15	95	57	11	0	27
	16	145	75	22	0	48
	17	132	72	16	1	43
Leg. Dist. 26		2,244	1,283	269	6	686
Leg. Dist. 27						
	1	137	95	12	1	29
	2	149	105	14	1	29
	3	128	89	8	1	30
	4	158	114	13	0	31
	5	137	101	11	0	25
	6	109	80	6	0	23
	7	112	78	5	0	29
	8	184	119	7	2	56
	9	170	134	6	0	30
	10	149	105	17	0	27

CITY COURT JUDGE
DETAIL

LEGISLATIVE DISTRICT OR TOWN	ELECTION DISTRICT	TOTAL VOTES	STEPHEN T. MILLER	STEPHEN T. MILLER	SCATTER	BLANK AND VOID
			DEM	IND		
Leg. Dist. 27						
	11	146	105	10	0	31
	12	100	69	5	1	25
	13	124	97	4	0	23
	14	93	78	3	0	12
	15	109	74	2	0	33
	16	126	93	1	0	32
	17	119	88	3	0	28
	18	103	64	9	0	30
	19	137	114	2	0	21
	20	58	39	2	0	17
	21	75	50	4	0	21
	22	68	43	7	0	18
	23	80	57	4	0	19
	25	50	26	4	0	20
	26	65	33	10	0	22
Leg. Dist. 27		2,886	2,050	169	6	661
Leg. Dist. 28						
	1	72	43	3	0	26
	2	70	42	9	0	19
	3	43	32	1	0	10
	4	51	30	3	0	18
	5	63	42	3	1	17
	6	158	99	12	1	46
	7/17	161	102	18	0	41
	8/19	93	57	5	0	31
	9	79	53	10	1	15
	10	32	17	6	0	9
	11	59	37	5	0	17
	12	45	25	4	0	16
	13	79	50	4	0	25
	14	62	42	5	0	15
	15	31	23	0	0	8
	16	68	45	5	0	18
	18	55	39	4	0	12
	20	113	66	14	0	33
	21	80	57	10	0	13
	22	41	27	2	0	12
Leg. Dist. 28		1,455	928	123	3	401
Leg. Dist. 29						
	1/2	35	23	1	0	11
	3/8	29	21	1	0	7
	4	73	44	9	0	20
	5	85	61	4	0	20

CITY COURT JUDGE
DETAIL

LEGISLATIVE DISTRICT OR TOWN	ELECTION DISTRICT	TOTAL VOTES	STEPHEN T. MILLER DEM	STEPHEN T. MILLER IND	SCATTER	BLANK AND VOID
Leg. Dist. 29						
	6	60	42	6	0	12
	7	84	59	10	0	15
	9	149	102	10	1	36
	10	108	74	9	0	25
	11	78	52	7	0	19
	12	80	57	6	0	17
	13	53	39	0	0	14
	14	31	20	0	0	11
	15	66	52	2	0	12
	16	29	22	0	0	7
	17	64	37	4	0	23
	18/27	135	81	18	0	36
	19	41	28	3	0	10
	20	98	75	4	0	19
	21	103	77	5	0	21
	22	85	45	4	0	36
	23	122	76	4	0	42
	24	115	77	8	0	30
	25/28	171	106	8	0	57
	26	34	25	1	0	8
Leg. Dist. 29		1,928	1,295	124	1	508
GRAND TOTAL:		21,738	14,534	1,795	52	5,357

MEMBER OF CITY COUNCIL
EAST DISTRICT
SUMMARY

LEGISLATIVE DISTRICT OR TOWN	TOTAL VOTES	ELAINE M. SPAULL	ANTHONY GIORDANO	ELAINE M. SPAULL	ELAINE M. SPAULL	SCATTER	BLANK AND VOID
		DEM	GRE	WOR	IND		
Leg. Dist. 21	2,512	1,532	344	155	108	9	364
Leg. Dist. 22	178	120	15	8	6	0	29
Leg. Dist. 23	4,055	2,612	450	222	246	9	516
Leg. Dist. 24	1,359	823	251	98	71	4	112
Leg. Dist. 25	11	8	2	0	0	0	1
GRAND TOTAL:	<u>8,115</u>	<u>5,095</u>	<u>1,062</u>	<u>483</u>	<u>431</u>	<u>22</u>	<u>1,022</u>

MEMBER OF CITY COUNCIL
EAST DISTRICT
DETAIL

LEGISLATIVE DISTRICT OR TOWN	ELECTION DISTRICT	TOTAL VOTES	ELAINE M. SPAULL	ANTHONY GIORDANO	ELAINE M. SPAULL	ELAINE M. SPAULL	SCATTER	BLANK AND VOID
			DEM	GRE	WOR	IND		
Leg. Dist. 21								
	1	145	79	24	16	6	1	19
	2	118	72	19	7	6	0	14
	5	86	48	18	9	3	0	8
	6	114	73	13	5	5	2	16
	7	222	124	39	12	8	0	39
	8	66	41	8	4	5	0	8
	9	136	92	9	11	6	0	18
	10	236	166	10	9	9	1	41
	12	240	133	50	14	12	1	30
	13	75	44	13	12	1	0	5
	14	53	23	11	6	5	0	8
	15	131	83	20	7	5	0	16
	17	105	62	19	6	3	1	14
	18	84	61	6	1	3	0	13
	19	25	17	3	1	1	0	3
	20	63	44	9	3	5	1	1
	21	64	41	15	1	0	0	7
	22	95	54	8	6	5	0	22
	23	86	44	12	8	5	0	17
	24	187	104	24	11	10	2	36
	25	77	65	3	2	1	0	6
	26	48	31	6	1	2	0	8
	27	56	31	5	3	2	0	15
Leg. Dist. 21		2,512	1,532	344	155	108	9	364
Leg. Dist. 22	25	178	120	15	8	6	0	29
Leg. Dist. 22		178	120	15	8	6	0	29
Leg. Dist. 23								
	1	67	46	6	5	2	0	8
	2	96	53	19	3	5	0	16
	3	121	63	19	15	8	1	15
	4	217	163	13	10	11	1	19
	5	45	25	9	2	3	0	6
	6	73	43	9	4	10	0	7
	7	131	87	14	13	7	0	10
	8	108	73	10	7	1	0	17
	9	119	83	9	8	8	0	11
	10	109	80	9	7	2	0	11
	11	107	74	9	8	5	3	8
	12	208	139	24	10	11	0	24
	13	130	87	7	6	12	0	18
	14	93	63	16	3	5	0	6

MEMBER OF CITY COUNCIL
EAST DISTRICT
DETAIL

LEGISLATIVE DISTRICT OR TOWN	ELECTION DISTRICT	TOTAL VOTES	ELAINE M. SPAULL	ANTHONY GIORDANO	ELAINE M. SPAULL	ELAINE M. SPAULL	SCATTER	BLANK AND VOID
			DEM	GRE	WOR	IND		
Leg. Dist. 23								
	15/29	79	56	6	5	1	0	11
	16	92	60	8	1	7	0	16
	17	195	102	29	20	10	1	33
	18	326	191	53	15	23	0	44
	19	173	101	17	10	13	1	31
	20	205	132	22	13	10	0	28
	21	192	115	27	7	14	0	29
	22	166	115	13	13	8	0	17
	23	87	59	15	2	2	1	8
	24	144	97	16	2	5	0	24
	25	247	168	21	14	19	1	24
	26	301	203	25	7	28	0	38
	27	126	70	15	5	15	0	21
	28	98	64	10	7	1	0	16
Leg. Dist. 23		4,055	2,612	450	222	246	9	516
Leg. Dist. 24								
	1/24	257	155	38	32	11	0	21
	2/23	190	117	35	10	12	0	16
	4	165	98	36	11	7	3	10
	10	185	123	33	13	7	0	9
	13	153	100	27	9	10	0	7
	15	171	89	43	4	4	0	31
	16	128	75	20	10	10	1	12
	18	110	66	19	9	10	0	6
Leg. Dist. 24		1,359	823	251	98	71	4	112
Leg. Dist. 25								
	19	11	8	2	0	0	0	1
Leg. Dist. 25		11	8	2	0	0	0	1
GRAND TOTAL:		8,115	5,095	1,062	483	431	22	1,022

MEMBER OF CITY COUNCIL
NORTHEAST DISTRICT
SUMMARY

LEGISLATIVE DISTRICT OR TOWN	TOTAL VOTES	MICHAEL A. PATTERSON DEM	SCATTER	BLANK AND VOID
Leg. Dist. 16	7	5	0	2
Leg. Dist. 21	230	165	1	64
Leg. Dist. 22	1,235	902	5	328
Leg. Dist. 25	181	104	5	72
Leg. Dist. 29	1,780	1,287	14	479
GRAND TOTAL:	<u>3,433</u>	<u>2,463</u>	<u>25</u>	<u>945</u>

MEMBER OF CITY COUNCIL
NORTHEAST DISTRICT
DETAIL

LEGISLATIVE DISTRICT OR TOWN	ELECTION DISTRICT	TOTAL VOTES	MICHAEL A. PATTERSON		BLANK AND VOID
			DEM	SCATTER	
Leg. Dist. 16					
	1	<u>7</u>	<u>5</u>	<u>0</u>	<u>2</u>
Leg. Dist. 16		7	5	0	2
Leg. Dist. 21					
	3	55	32	0	23
	4	59	43	0	16
	11	80	64	0	16
	16	<u>36</u>	<u>26</u>	<u>1</u>	<u>9</u>
Leg. Dist. 21		230	165	1	64
Leg. Dist. 22					
	1	99	70	0	29
	2	21	15	0	6
	3	67	24	2	41
	4	28	20	0	8
	5	49	36	0	13
	6	52	40	0	12
	7	19	11	0	8
	8	60	46	0	14
	9	45	36	0	9
	10	48	36	0	12
	11	84	70	2	12
	12	35	26	0	9
	13	15	11	0	4
	14	61	46	0	15
	15	78	61	0	17
	16	25	22	0	3
	17	16	12	0	4
	18	44	33	0	11
	19	38	25	0	13
	20	67	45	0	22
	21	41	25	0	16
	22	46	33	0	13
	23	40	32	0	8
	24	17	16	0	1
	26	79	59	0	20
	27	<u>61</u>	<u>52</u>	<u>1</u>	<u>8</u>
Leg. Dist. 22		1,235	902	5	328
Leg. Dist. 25					
	25	<u>181</u>	<u>104</u>	<u>5</u>	<u>72</u>
Leg. Dist. 25		181	104	5	72
Leg. Dist. 29					
	1/2	35	20	0	15
	3/8	29	19	0	10
	4	73	52	0	21

MEMBER OF CITY COUNCIL
NORTHEAST DISTRICT
DETAIL

<u>LEGISLATIVE DISTRICT OR TOWN</u>	<u>ELECTION DISTRICT</u>	<u>TOTAL VOTES</u>	MICHAEL A. PATTERSON <u>DEM</u>	<u>SCATTER</u>	<u>BLANK AND VOID</u>
Leg. Dist. 29					
	5	85	63	1	21
	6	60	48	1	11
	9	149	103	5	41
	10	108	84	0	24
	11	78	55	0	23
	12	80	58	0	22
	13	53	40	0	13
	14	31	24	0	7
	15	66	51	0	15
	16	29	24	0	5
	18/27	135	91	2	42
	19	41	32	0	9
	20	98	80	1	17
	21	103	77	1	25
	22	85	57	1	27
	23	122	104	0	18
	24	115	76	2	37
	25/28	171	103	0	68
	26	34	26	0	8
Leg. Dist. 29		1,780	1,287	14	479
GRAND TOTAL:		3,433	2,463	25	945

MEMBER OF CITY COUNCIL
NORTHWEST DISTRICT
SUMMARY

LEGISLATIVE DISTRICT OR TOWN	TOTAL VOTES	MOLLY CLIFFORD	DOROTHY A. PAIGE	MOLLY CLIFFORD	MOLLY CLIFFORD	PERRY JOHNSON	SCATTER	BLANK AND VOID
		DEM	GRE	WOR	IND	CNW		
Leg. Dist. 07	370	203	49	15	38	10	0	55
Leg. Dist. 25	119	67	10	5	5	8	0	24
Leg. Dist. 26	2,244	1,222	212	122	176	66	9	437
Leg. Dist. 27	286	163	18	13	17	17	4	54
Leg. Dist. 28	1,455	875	115	67	68	38	1	291
Leg. Dist. 29	148	90	11	11	8	7	0	21
GRAND TOTAL:	4,622	2,620	415	233	312	146	14	882

MEMBER OF CITY COUNCIL
NORTHWEST DISTRICT
DETAIL

LEGISLATIVE DISTRICT OR TOWN	ELECTION DISTRICT	TOTAL VOTES	MOLLY CLIFFORD	DOROTHY A. PAIGE	MOLLY CLIFFORD	MOLLY CLIFFORD	PERRY JOHNSON	SCATTER	BLANK AND VOID
			DEM	GRE	WOR	IND	CNW		
Leg. Dist. 07									
	1	214	117	30	5	27	4	0	31
	2	156	86	19	10	11	6	0	24
		<u>370</u>	<u>203</u>	<u>49</u>	<u>15</u>	<u>38</u>	<u>10</u>	<u>0</u>	<u>55</u>
Leg. Dist. 07		370	203	49	15	38	10	0	55
Leg. Dist. 25									
	16	66	35	8	4	2	4	0	13
	21	53	32	2	1	3	4	0	11
		<u>119</u>	<u>67</u>	<u>10</u>	<u>5</u>	<u>5</u>	<u>8</u>	<u>0</u>	<u>24</u>
Leg. Dist. 25		119	67	10	5	5	8	0	24
Leg. Dist. 26									
	1	274	143	29	17	22	4	1	58
	2	90	50	9	6	7	5	0	13
	3	65	35	12	3	3	1	0	11
	4	156	69	18	10	16	4	1	38
	5	97	55	9	5	7	3	0	18
	6	87	56	3	1	2	1	0	24
	7	104	62	5	9	9	4	0	15
	8	109	67	9	6	1	5	0	21
	9	147	79	8	9	16	11	0	24
	10	112	55	13	5	9	2	1	27
	11	130	74	13	3	8	5	1	26
	12	143	75	16	3	16	2	0	31
	13	179	97	16	15	17	5	0	29
	14	179	98	24	11	13	6	2	25
	15	95	54	6	6	8	2	1	18
	16	145	78	10	7	13	2	1	34
	17	132	75	12	6	9	4	1	25
		<u>2,244</u>	<u>1,222</u>	<u>212</u>	<u>122</u>	<u>176</u>	<u>66</u>	<u>9</u>	<u>437</u>
Leg. Dist. 26		2,244	1,222	212	122	176	66	9	437
Leg. Dist. 27									
	18	103	63	5	4	6	4	2	19
	22	68	38	4	1	3	6	2	14
	25	50	28	3	2	1	3	0	13
	26	65	34	6	6	7	4	0	8
		<u>286</u>	<u>163</u>	<u>18</u>	<u>13</u>	<u>17</u>	<u>17</u>	<u>4</u>	<u>54</u>
Leg. Dist. 27		286	163	18	13	17	17	4	54
Leg. Dist. 28									
	1	72	38	3	6	1	1	0	23
	2	70	37	4	6	4	4	0	15
	3	43	28	1	2	0	0	0	12
	4	51	28	4	3	3	2	0	11
	5	63	40	3	2	3	2	1	12
	6	158	101	12	4	11	2	0	28
	7/17	161	106	8	7	11	0	0	29
	8/19	93	53	4	3	2	3	0	28

MEMBER OF CITY COUNCIL
NORTHWEST DISTRICT
DETAIL

LEGISLATIVE DISTRICT OR TOWN	ELECTION DISTRICT	TOTAL VOTES	MOLLY CLIFFORD	DOROTHY A. PAIGE	MOLLY CLIFFORD	MOLLY CLIFFORD	PERRY JOHNSON	SCATTER	BLANK AND VOID
			DEM	GRE	WOR	IND	CNW		
Leg. Dist. 28									
	9	79	48	11	7	4	2	0	7
	10	32	18	2	3	3	0	0	6
	11	59	36	13	1	0	1	0	8
	12	45	25	7	3	2	1	0	7
	13	79	48	3	5	3	7	0	13
	14	62	38	3	1	2	2	0	16
	15	31	19	4	1	0	0	0	7
	16	68	38	5	3	2	4	0	16
	18	55	32	5	1	1	1	0	15
	20	113	62	11	6	10	4	0	20
	21	80	50	10	3	6	2	0	9
	22	41	30	2	0	0	0	0	9
Leg. Dist. 28		1,455	875	115	67	68	38	1	291
Leg. Dist. 29									
	7	84	49	9	7	4	5	0	10
	17	64	41	2	4	4	2	0	11
Leg. Dist. 29		148	90	11	11	8	7	0	21
GRAND TOTAL:		4,622	2,620	415	233	312	146	14	882

MEMBER OF CITY COUNCIL
SOUTH DISTRICT
SUMMARY

LEGISLATIVE DISTRICT OR TOWN	TOTAL VOTES	ADAM C. MCFADDEN	ALEX WHITE	ADAM C. MCFADDEN	ANN C. LEWIS	SCATTER	BLANK AND VOID
		DEM	GRE	IND	ACL		
Leg. Dist. 24	1,076	446	334	37	84	5	170
Leg. Dist. 25	1,892	1,146	312	45	190	5	194
Leg. Dist. 27	2,600	1,718	339	78	222	6	237
GRAND TOTAL:	5,568	3,310	985	160	496	16	601

MEMBER OF CITY COUNCIL
SOUTH DISTRICT
DETAIL

LEGISLATIVE DISTRICT OR TOWN	ELECTION DISTRICT	TOTAL VOTES	ADAM C. MCFADDEN	ALEX WHITE	ADAM C. MCFADDEN	ANN C. LEWIS	SCATTER	BLANK AND VOID
			DEM	GRE	IND	ACL		
Leg. Dist. 24								
	3/22	145	63	44	5	14	0	19
	5	168	73	53	7	9	1	25
	6	97	30	42	5	9	0	11
	7	90	40	23	4	6	2	15
	8	110	44	36	5	10	0	15
	9	106	40	31	6	10	0	19
	11/12	53	31	5	2	8	0	7
	14/20/21	216	80	92	1	14	2	27
	17	81	39	4	2	4	0	32
	19	10	6	4	0	0	0	0
Leg. Dist. 24		1,076	446	334	37	84	5	170
Leg. Dist. 25								
	1	164	83	35	3	28	3	12
	2	105	70	21	2	5	0	7
	3	145	111	7	1	10	0	16
	4/24	99	49	13	3	7	0	27
	5	71	55	6	2	4	0	4
	6	69	29	28	2	4	0	6
	7	104	79	5	1	7	0	12
	8	122	106	5	2	3	0	6
	9	40	36	1	1	1	0	1
	10	138	72	23	3	25	0	15
	11	47	38	5	0	2	0	2
	12	110	52	38	5	6	0	9
	13	80	63	5	2	3	0	7
	14	59	23	26	2	3	0	5
	15	68	50	6	1	7	0	4
	17	62	45	1	1	7	0	8
	18	112	69	14	3	14	1	11
	20	30	8	11	2	2	0	7
	22	94	32	16	3	34	1	8
	23	7	5	2	0	0	0	0
	26/27/28	67	24	15	3	12	0	13
	29/30	99	47	29	3	6	0	14
Leg. Dist. 25		1,892	1,146	312	45	190	5	194
Leg. Dist. 27								
	1	137	71	34	3	15	0	14
	2	149	94	15	7	20	0	13
	3	128	73	33	1	6	0	15
	4	158	92	21	9	21	0	15
	5	137	89	21	5	10	0	12
	6	109	81	8	3	7	0	10

MEMBER OF CITY COUNCIL
SOUTH DISTRICT
DETAIL

LEGISLATIVE DISTRICT OR TOWN	ELECTION DISTRICT	TOTAL VOTES	ADAM C. MCFADDEN	ALEX WHITE	ADAM C. MCFADDEN	ANN C. LEWIS	SCATTER	BLANK AND VOID
			DEM	GRE	IND	ACL		
Leg. Dist. 27	7	112	69	18	5	6	0	14
	8	184	122	16	5	20	2	19
	9	170	107	28	5	16	0	14
	10	149	87	30	5	19	0	8
	11	146	95	20	5	10	0	16
	12	100	68	13	3	3	2	11
	13	124	87	14	2	11	0	10
	14	93	70	5	3	5	0	10
	15	109	71	7	4	16	0	11
	16	126	82	19	2	12	1	10
	17	119	88	15	2	3	0	11
	19	137	117	10	3	3	0	4
	20	58	44	2	2	7	0	3
	21	75	48	5	3	9	0	10
	23	80	63	5	1	3	1	7
Leg. Dist. 27		<u>2,600</u>	<u>1,718</u>	<u>339</u>	<u>78</u>	<u>222</u>	<u>6</u>	<u>237</u>
GRAND TOTAL:		<u><u>5,568</u></u>	<u><u>3,310</u></u>	<u><u>985</u></u>	<u><u>160</u></u>	<u><u>496</u></u>	<u><u>16</u></u>	<u><u>601</u></u>

COMMISSIONER OF SCHOOLS
CITY OF ROCHESTER
(VOTE FOR 4)
SUMMARY

LEGISLATIVE DISTRICT OR TOWN	TOTAL VOTES	MARY B. ADAMS	LIZ HALLMARK	WILLA POWELL	MALIK D. EVANS	MATTHEW J. MCDERMOTT	LIZ HALLMARK	WILLA POWELL	MARY B. ADAMS	MALIK D. EVANS	SCATTER	BLANK AND VOID
		DEM	DEM	DEM	DEM	WOR	WOR	WOR	IND	IND		
Leg. Dist. 07	1,480	170	165	160	174	78	52	55	37	53	1	535
Leg. Dist. 16	28	5	5	5	5	0	0	0	0	0	0	8
Leg. Dist. 21	10,968	1,519	1,521	1,488	1,665	510	355	301	208	251	31	3,119
Leg. Dist. 22	5,652	782	745	792	936	95	64	62	29	46	2	2,099
Leg. Dist. 23	16,220	2,302	2,442	2,150	2,402	844	487	418	309	366	53	4,447
Leg. Dist. 24	9,740	1,417	1,511	1,303	1,440	571	392	348	213	268	36	2,241
Leg. Dist. 25	8,812	1,213	1,174	1,188	1,424	256	185	163	110	153	36	2,910
Leg. Dist. 26	8,976	1,010	1,017	963	1,062	520	323	267	185	262	45	3,322
Leg. Dist. 27	11,544	1,630	1,558	1,623	1,919	378	230	217	140	177	37	3,635
Leg. Dist. 28	5,820	722	705	711	835	224	159	145	102	123	28	2,066
Leg. Dist. 29	7,712	977	978	985	1,204	262	171	168	124	142	9	2,692
GRAND TOTAL:	<u>86,952</u>	<u>11,747</u>	<u>11,821</u>	<u>11,368</u>	<u>13,066</u>	<u>3,738</u>	<u>2,418</u>	<u>2,144</u>	<u>1,457</u>	<u>1,841</u>	<u>278</u>	<u>27,074</u>

COMMISSIONER OF SCHOOLS
CITY OF ROCHESTER
(VOTE FOR 4)
DETAIL

LEGISLATIVE DISTRICT OR TOWN	ELECTION DISTRICT	TOTAL VOTES	MARY B. ADAMS	LIZ HALLMARK	WILLA POWELL	MALIK D. EVANS	MATTHEW J. MCDERMOTT	LIZ HALLMARK	WILLA POWELL	MARY B. ADAMS	MALIK D. EVANS	SCATTER	BLANK AND VOID
			DEM	DEM	DEM	DEM	WOR	WOR	WOR	IND	IND		
Leg. Dist. 07	1	856	97	100	92	101	43	28	30	25	31	0	309
	2	624	73	65	68	73	35	24	25	12	22	1	226
Leg. Dist. 07		1,480	170	165	160	174	78	52	55	37	53	1	535
Leg. Dist. 16	1	28	5	5	5	5	0	0	0	0	0	0	8
Leg. Dist. 16		28	5	5	5	5	0	0	0	0	0	0	8
Leg. Dist. 21	1	580	84	82	74	80	33	23	23	9	11	7	154
	2	472	59	61	57	76	29	19	16	11	10	3	131
	3	220	24	26	31	30	8	3	5	2	4	0	87
	4	236	30	34	31	37	7	3	1	2	2	0	89
	5	344	46	47	47	53	27	18	12	9	11	0	74
	6	456	66	64	65	65	19	13	14	5	10	1	134
	7	888	120	112	119	125	47	32	19	23	26	5	260
	8	264	34	40	33	37	15	9	8	6	6	0	76
	9	544	74	77	69	80	29	20	15	11	13	1	155
	10	944	131	136	129	137	31	21	12	14	19	0	314
	11	320	50	44	47	58	9	8	6	5	8	0	85
	12	960	126	134	133	134	65	42	35	22	29	3	237
	13	300	42	45	41	52	17	13	11	6	8	2	63
	14	212	27	28	27	26	15	9	8	6	8	1	57
	15	524	78	74	77	86	17	18	15	11	15	0	133
	16	144	25	22	22	27	5	2	2	1	2	0	36
	17	420	54	50	51	58	19	14	13	6	7	1	147

COMMISSIONER OF SCHOOLS
CITY OF ROCHESTER
(VOTE FOR 4)
DETAIL

LEGISLATIVE DISTRICT OR TOWN	ELECTION DISTRICT	TOTAL VOTES	MARY B. ADAMS	LIZ HALLMARK	WILLA POWELL	MALIK D. EVANS	MATTHEW J. MCDERMOTT	LIZ HALLMARK	WILLA POWELL	MARY B. ADAMS	MALIK D. EVANS	SCATTER	BLANK AND VOID
			DEM	DEM	DEM	DEM	WOR	WOR	WOR	IND	IND		
Leg. Dist. 21													
	18	336	53	58	55	63	8	3	3	3	5	0	85
	19	100	17	16	17	20	1	2	3	1	1	0	22
	20	252	40	40	35	42	15	13	16	7	9	1	34
	21	256	40	44	43	48	8	3	4	4	2	1	59
	22	380	54	49	50	67	9	9	9	8	7	2	116
	23	344	42	36	39	48	15	17	12	10	12	0	113
	24	748	96	104	94	101	45	25	22	13	16	2	230
	25	308	53	46	47	55	2	5	6	3	2	1	88
	26	192	28	27	26	25	9	6	5	5	4	0	57
	27	224	26	25	29	35	6	5	6	5	4	0	83
		<u>10,968</u>	<u>1,519</u>	<u>1,521</u>	<u>1,488</u>	<u>1,665</u>	<u>510</u>	<u>355</u>	<u>301</u>	<u>208</u>	<u>251</u>	<u>31</u>	<u>3,119</u>
Leg. Dist. 21													
Leg. Dist. 22													
	1	396	52	52	53	63	7	6	4	1	3	0	155
	2	84	9	9	7	12	1	0	1	0	0	0	45
	3	268	20	17	21	20	3	4	4	2	4	0	173
	4	112	17	15	15	17	2	1	3	0	1	0	41
	5	196	28	25	30	32	2	2	2	1	2	0	72
	6	208	32	31	33	39	1	0	1	0	0	0	71
	7	76	8	7	9	10	2	1	2	1	1	0	35
	8	240	37	37	42	47	7	4	4	0	3	0	59
	9	180	32	30	31	35	1	1	1	0	0	0	49
	10	192	30	29	28	36	2	0	0	0	0	0	67
	11	336	40	45	46	58	7	6	4	2	3	1	124
	12	140	13	16	17	23	2	1	1	2	1	0	64
	13	60	7	2	6	7	0	1	1	0	0	0	36

COMMISSIONER OF SCHOOLS
CITY OF ROCHESTER
(VOTE FOR 4)
DETAIL

LEGISLATIVE DISTRICT OR TOWN	ELECTION DISTRICT	TOTAL VOTES	MARY B. ADAMS	LIZ HALLMARK	WILLA POWELL	MALIK D. EVANS	MATTHEW J. MCDERMOTT	LIZ HALLMARK	WILLA POWELL	MARY B. ADAMS	MALIK D. EVANS	SCATTER	BLANK AND VOID
			DEM	DEM	DEM	DEM	WOR	WOR	WOR	IND	IND		
Leg. Dist. 22													
	14	244	36	36	35	41	3	0	2	0	2	0	89
	15	312	52	47	55	59	2	3	4	2	0	0	88
	16	100	17	17	17	18	2	0	0	0	1	0	28
	17	64	10	8	10	13	0	0	0	0	0	0	23
	18	176	25	21	20	26	1	0	0	0	0	0	83
	19	152	19	18	18	23	2	2	1	1	0	1	67
	20	268	40	36	43	48	2	2	2	0	1	0	94
	21	164	15	15	14	24	0	0	0	0	0	0	96
	22	184	22	18	25	33	3	1	2	0	0	0	80
	23	160	25	20	23	28	2	1	0	0	0	0	61
	24	68	6	10	9	13	3	2	2	2	1	0	20
	25	712	96	92	94	114	22	19	15	11	16	0	233
	26	316	53	55	51	54	12	3	2	2	3	0	81
	27	244	41	37	40	43	4	4	4	2	4	0	65
Leg. Dist. 22		5,652	782	745	792	936	95	64	62	29	46	2	2,099
Leg. Dist. 23													
	1	268	44	44	40	47	14	8	7	3	5	2	54
	2	384	45	46	48	52	24	13	10	9	7	1	129
	3	484	66	58	49	62	37	28	24	6	6	6	142
	4	868	141	150	128	137	40	18	16	15	22	1	200
	5	180	22	22	19	19	9	6	7	6	5	0	65
	6	292	38	44	41	50	20	11	7	8	9	0	64
	7	524	81	86	71	84	39	17	14	9	11	0	112
	8	432	58	69	54	66	32	15	17	5	4	3	109
	9	476	73	73	62	72	23	13	11	12	11	3	123

COMMISSIONER OF SCHOOLS
CITY OF ROCHESTER
(VOTE FOR 4)
DETAIL

LEGISLATIVE DISTRICT OR TOWN	ELECTION DISTRICT	TOTAL VOTES	MARY B. ADAMS	LIZ HALLMARK	WILLA POWELL	MALIK D. EVANS	MATTHEW J. MCDERMOTT	LIZ HALLMARK	WILLA POWELL	MARY B. ADAMS	MALIK D. EVANS	SCATTER	BLANK AND VOID
			DEM	DEM	DEM	DEM	WOR	WOR	WOR	IND	IND		
Leg. Dist. 23													
	10	436	68	68	67	72	15	11	7	4	4	0	120
	11	428	62	63	49	63	11	18	15	13	16	3	115
	12	832	128	127	119	118	35	19	14	16	23	0	233
	13	520	71	69	63	77	22	16	14	10	9	0	169
	14	372	61	69	62	66	19	7	10	7	9	1	61
	15/29	316	44	47	44	51	16	9	9	1	3	0	92
	16	368	57	59	54	52	19	6	5	7	9	0	100
	17	780	99	96	90	99	35	31	31	16	23	9	251
	18	1,304	179	197	179	191	80	41	36	27	32	4	338
	19	692	90	92	80	94	40	24	21	18	19	0	214
	20	820	125	130	114	124	44	24	19	16	20	4	200
	21	768	95	111	97	105	38	24	19	17	23	3	236
	22	664	88	101	89	98	32	20	9	12	16	2	197
	23	348	52	53	56	52	18	8	4	5	8	4	88
	24	576	91	90	82	85	29	15	14	7	9	0	154
	25	988	146	161	128	156	45	27	29	23	19	5	249
	26	1,204	169	196	163	191	59	31	26	20	23	0	326
	27	504	57	66	52	65	35	17	15	15	13	1	168
	28	392	52	55	50	54	14	10	8	2	8	1	138
		<u>16,220</u>	<u>2,302</u>	<u>2,442</u>	<u>2,150</u>	<u>2,402</u>	<u>844</u>	<u>487</u>	<u>418</u>	<u>309</u>	<u>366</u>	<u>53</u>	<u>4,447</u>
Leg. Dist. 23													
Leg. Dist. 24													
	1/24	1,028	157	184	132	149	51	47	43	24	25	4	212
	2/23	760	126	143	109	128	40	23	23	14	19	4	131
	3/22	580	96	95	80	83	32	18	17	8	10	0	141
	4	660	90	97	88	93	48	31	29	18	29	2	135

COMMISSIONER OF SCHOOLS
CITY OF ROCHESTER
(VOTE FOR 4)
DETAIL

LEGISLATIVE DISTRICT OR TOWN	ELECTION DISTRICT	TOTAL VOTES	MARY B. ADAMS	LIZ HALLMARK	WILLA POWELL	MALIK D. EVANS	MATTHEW J. MCDERMOTT	LIZ HALLMARK	WILLA POWELL	MARY B. ADAMS	MALIK D. EVANS	SCATTER	BLANK AND VOID
			DEM	DEM	DEM	DEM	WOR	WOR	WOR	IND	IND		
Leg. Dist. 24													
	5	672	98	108	86	98	48	21	18	18	13	6	158
	6	388	47	52	47	54	30	21	19	6	13	0	99
	7	360	49	55	52	54	19	12	5	8	6	4	96
	8	440	68	72	63	65	21	16	14	14	16	0	91
	9	424	59	58	52	57	30	16	17	10	15	1	109
	10	740	114	121	101	115	52	35	26	10	18	0	148
	11/12	212	28	24	29	31	12	7	5	5	5	0	66
	13	612	102	99	89	103	43	30	25	12	18	1	90
	14/20/21	864	113	117	101	125	52	43	41	21	24	8	219
	15	684	83	92	90	88	37	25	21	18	20	6	204
	16	512	71	72	71	81	25	28	25	15	20	0	104
	17	324	43	42	42	43	4	5	5	1	4	0	135
	18	440	67	75	65	66	27	13	14	10	12	0	91
	19	40	6	5	6	7	0	1	1	1	1	0	12
Leg. Dist. 24		9,740	1,417	1,511	1,303	1,440	571	392	348	213	268	36	2,241
Leg. Dist. 25													
	1	656	94	97	90	109	37	19	16	12	12	14	156
	2	420	51	46	50	62	5	6	7	4	6	0	183
	3	580	78	66	74	95	8	4	7	4	3	0	241
	4/24	396	58	59	54	59	14	9	7	4	7	0	125
	5	284	45	43	46	55	6	3	3	2	4	1	76
	6	276	37	32	32	36	17	13	14	5	13	0	77
	7	416	56	55	56	79	5	3	2	3	3	0	154
	8	488	72	71	73	90	4	2	3	2	3	0	168
	9	160	21	20	22	31	1	0	0	1	2	0	62

COMMISSIONER OF SCHOOLS
CITY OF ROCHESTER
(VOTE FOR 4)
DETAIL

LEGISLATIVE DISTRICT OR TOWN	ELECTION DISTRICT	TOTAL VOTES	MARY B. ADAMS	LIZ HALLMARK	WILLA POWELL	MALIK D. EVANS	MATTHEW J. MCDERMOTT	LIZ HALLMARK	WILLA POWELL	MARY B. ADAMS	MALIK D. EVANS	SCATTER	BLANK AND VOID
			DEM	DEM	DEM	DEM	WOR	WOR	WOR	IND	IND		
Leg. Dist. 25													
	10	552	83	78	76	85	17	11	8	7	9	4	174
	11	188	33	32	35	40	2	1	0	0	0	0	45
	12	440	67	64	63	69	21	21	19	11	14	0	91
	13	320	44	38	47	59	6	3	3	2	2	0	116
	14	236	36	33	30	34	11	9	6	4	7	0	66
	15	272	32	31	37	51	3	3	3	1	1	0	110
	16	264	38	37	37	42	5	5	8	5	8	4	75
	17	248	26	26	24	41	2	2	2	3	5	0	117
	18	448	54	55	65	69	12	7	6	4	5	5	166
	19	44	9	8	6	8	2	1	1	1	1	0	7
	20	120	12	15	13	14	7	4	2	4	5	0	44
	21	212	22	23	20	26	5	3	3	3	6	1	100
	22	376	59	56	50	65	18	10	9	2	6	0	101
	23	28	6	6	7	7	1	0	0	0	0	1	0
	25	724	95	92	99	108	18	13	8	7	10	5	269
	26/27/28	268	27	26	27	25	12	15	13	8	14	0	101
	29/30	396	58	65	55	65	17	18	13	11	7	1	86
Leg. Dist. 25		8,812	1,213	1,174	1,188	1,424	256	185	163	110	153	36	2,910
Leg. Dist. 26													
	1	1,096	117	116	114	117	74	56	49	24	36	2	391
	2	360	41	41	39	42	18	13	7	8	11	4	136
	3	260	26	27	25	28	21	13	10	5	8	0	97
	4	624	60	56	52	57	36	22	23	10	19	1	288
	5	388	49	51	45	51	23	12	5	7	11	4	130
	6	348	47	43	45	54	5	2	1	2	2	0	147

COMMISSIONER OF SCHOOLS
CITY OF ROCHESTER
(VOTE FOR 4)
DETAIL

LEGISLATIVE DISTRICT OR TOWN	ELECTION DISTRICT	TOTAL VOTES	MARY B. ADAMS	LIZ HALLMARK	WILLA POWELL	MALIK D. EVANS	MATTHEW J. MCDERMOTT	LIZ HALLMARK	WILLA POWELL	MARY B. ADAMS	MALIK D. EVANS	SCATTER	BLANK AND VOID
			DEM	DEM	DEM	DEM	WOR	WOR	WOR	IND	IND		
Leg. Dist. 26													
	7	416	46	44	42	49	23	18	18	10	15	0	151
	8	436	53	53	58	64	10	6	5	7	5	2	173
	9	588	68	68	62	71	35	23	17	15	25	1	203
	10	448	50	50	44	55	30	12	9	7	9	4	178
	11	520	62	61	63	66	23	14	15	10	10	7	189
	12	572	55	64	63	65	36	22	16	16	22	0	213
	13	716	75	81	73	85	50	33	31	17	31	4	236
	14	716	90	92	89	93	55	25	18	13	20	4	217
	15	380	45	47	42	49	16	11	8	9	9	3	141
	16	580	63	67	58	59	39	25	19	14	19	5	212
	17	528	63	56	49	57	26	16	16	11	10	4	220
Leg. Dist. 26		8,976	1,010	1,017	963	1,062	520	323	267	185	262	45	3,322
Leg. Dist. 27													
	1	548	80	78	83	94	20	14	12	12	9	3	143
	2	596	80	78	83	98	21	13	13	11	11	3	185
	3	512	65	67	63	78	23	13	12	9	8	1	173
	4	632	95	84	91	106	23	16	13	10	13	0	181
	5	548	96	81	80	99	19	22	16	6	9	0	120
	6	436	64	61	68	76	10	8	4	3	5	0	137
	7	448	60	55	54	70	23	10	9	3	6	0	158
	8	736	94	87	98	115	11	10	11	6	13	9	282
	9	680	110	115	96	119	31	11	12	5	5	0	176
	10	596	86	89	82	88	27	16	18	11	14	5	160
	11	584	79	78	81	95	25	14	17	11	14	0	170
	12	400	57	54	61	61	10	7	7	3	4	8	128

COMMISSIONER OF SCHOOLS
CITY OF ROCHESTER
(VOTE FOR 4)
DETAIL

LEGISLATIVE DISTRICT OR TOWN	ELECTION DISTRICT	TOTAL VOTES	MARY B. ADAMS	LIZ HALLMARK	WILLA POWELL	MALIK D. EVANS	MATTHEW J. MCDERMOTT	LIZ HALLMARK	WILLA POWELL	MARY B. ADAMS	MALIK D. EVANS	SCATTER	BLANK AND VOID
			DEM	DEM	DEM	DEM	WOR	WOR	WOR	IND	IND		
Leg. Dist. 27													
	13	496	72	67	74	88	12	5	4	2	5	1	166
	14	372	55	51	61	69	8	3	2	4	6	0	113
	15	436	55	53	53	76	11	6	5	3	2	2	170
	16	504	76	73	76	91	12	6	7	2	4	0	157
	17	476	74	69	75	85	10	6	7	3	6	0	141
	18	412	53	54	52	55	19	7	6	6	7	1	152
	19	548	86	76	89	103	8	6	3	2	6	0	169
	20	232	31	30	33	44	3	3	4	2	2	0	80
	21	300	39	42	46	53	8	3	4	3	4	0	98
	22	272	36	36	35	45	16	7	6	4	6	0	81
	23	320	48	38	45	57	7	6	8	3	3	4	101
	25	200	18	17	19	22	8	7	7	8	6	0	88
	26	260	21	25	25	32	13	11	10	8	9	0	106
Leg. Dist. 27		11,544	1,630	1,558	1,623	1,919	378	230	217	140	177	37	3,635
Leg. Dist. 28													
	1	288	32	32	34	44	9	4	4	3	5	4	117
	2	280	34	31	34	33	13	12	12	4	9	0	98
	3	172	18	18	24	27	3	1	2	1	2	0	76
	4	204	24	21	19	27	5	4	5	4	4	2	89
	5	252	34	30	32	37	4	2	0	4	4	0	105
	6	632	77	83	75	88	34	11	10	13	13	1	227
	7/17	644	82	75	76	92	21	28	24	11	18	4	213
	8/19	372	49	38	38	56	8	6	5	3	5	1	163
	9	316	42	39	42	46	17	15	10	9	6	10	80
	10	128	17	18	20	18	5	8	6	7	7	0	22

COMMISSIONER OF SCHOOLS
CITY OF ROCHESTER
(VOTE FOR 4)
DETAIL

LEGISLATIVE DISTRICT OR TOWN	ELECTION DISTRICT	TOTAL VOTES	MARY B. ADAMS	LIZ HALLMARK	WILLA POWELL	MALIK D. EVANS	MATTHEW J. MCDERMOTT	LIZ HALLMARK	WILLA POWELL	MARY B. ADAMS	MALIK D. EVANS	SCATTER	BLANK AND VOID
			DEM	DEM	DEM	DEM	WOR	WOR	WOR	IND	IND		
Leg. Dist. 28													
	11	236	28	32	32	35	12	9	10	9	3	1	65
	12	180	19	24	23	26	5	7	6	5	4	0	61
	13	316	42	37	40	42	17	11	12	5	7	0	103
	14	248	29	28	30	36	5	4	4	3	4	4	101
	15	124	15	15	17	21	5	5	3	0	1	0	42
	16	272	31	38	36	37	9	3	2	2	2	1	111
	18	220	28	24	25	38	14	3	4	0	3	0	81
	20	452	51	50	47	58	18	18	16	12	18	0	164
	21	320	46	45	43	49	16	8	9	7	8	0	89
	22	164	24	27	24	25	4	0	1	0	0	0	59
Leg. Dist. 28		5,820	722	705	711	835	224	159	145	102	123	28	2,066
Leg. Dist. 29													
	1/2	140	19	18	16	19	1	1	2	1	2	0	61
	3/8	116	10	14	14	20	3	2	2	1	1	0	49
	4	292	38	38	36	45	9	7	6	5	7	0	101
	5	340	43	43	39	55	12	9	11	7	5	0	116
	6	240	40	36	38	38	16	6	5	1	5	0	55
	7	336	41	43	45	52	26	16	14	8	11	0	80
	9	596	74	76	80	82	11	6	7	15	9	0	236
	10	432	58	58	57	73	17	7	9	7	11	0	135
	11	312	39	44	43	43	9	7	8	7	10	1	101
	12	320	37	36	42	52	14	14	15	8	11	0	91
	13	212	27	27	32	41	7	4	3	1	2	0	68
	14	124	12	16	15	21	10	3	4	0	4	0	39
	15	264	33	35	35	45	8	6	7	2	6	0	87

COMMISSIONER OF SCHOOLS
CITY OF ROCHESTER
(VOTE FOR 4)
DETAIL

LEGISLATIVE DISTRICT OR TOWN	ELECTION DISTRICT	TOTAL VOTES	MARY B. ADAMS	LIZ HALLMARK	WILLA POWELL	MALIK D. EVANS	MATTHEW J. MCDERMOTT	LIZ HALLMARK	WILLA POWELL	MARY B. ADAMS	MALIK D. EVANS	SCATTER	BLANK AND VOID
			DEM	DEM	DEM	DEM	WOR	WOR	WOR	IND	IND		
Leg. Dist. 29													
	16	116	17	16	21	20	1	2	2	1	0	0	36
	17	256	35	31	31	37	10	7	6	7	5	0	87
	18/27	540	62	71	60	74	30	19	13	17	18	0	176
	19	164	23	21	21	24	6	6	5	2	2	0	54
	20	392	55	56	55	71	12	4	6	3	2	0	128
	21	412	57	59	53	69	19	13	12	7	9	6	108
	22	340	41	38	45	59	7	1	3	3	2	2	139
	23	488	53	55	52	81	5	4	5	1	1	0	231
	24	460	66	55	61	69	12	11	8	5	8	0	165
	25/28	684	84	77	82	97	12	13	10	14	7	0	288
	26	136	13	15	12	17	5	3	5	1	4	0	61
Leg. Dist. 29		7,712	977	978	985	1,204	262	171	168	124	142	9	2,692
GRAND TOTAL:		86,952	11,747	11,821	11,368	13,066	3,738	2,418	2,144	1,457	1,841	278	27,074

TOWN OF BRIGHTON
SUPERVISOR

LEGISLATIVE DISTRICT OR TOWN	ELECTION DISTRICT	TOTAL VOTES	WILLIAM W. MOEHLE	WILLIAM W. MOEHLE	WILLIAM W. MOEHLE	SCATTER	BLANK AND VOID
			DEM	WOR	IND		
Brighton							
	1	254	167	17	26	1	43
	2	153	89	4	11	4	45
	3	190	108	7	19	0	56
	4	194	145	13	9	1	26
	5	230	173	13	7	3	34
	6	278	161	13	24	3	77
	7	153	97	15	9	0	32
	8	211	112	5	18	3	73
	9	210	133	16	15	2	44
	10	235	173	8	20	1	33
	11	226	148	14	16	0	48
	12	279	204	9	20	1	45
	13	151	104	7	13	0	27
	14	87	57	12	8	0	10
	15	151	89	14	10	0	38
	16	149	62	4	17	1	65
	17	112	88	4	5	0	15
	18	158	112	5	18	3	20
	19	159	118	4	12	3	22
	20	86	54	1	8	2	21
	21	175	119	15	19	0	22
	22	188	130	2	11	3	42
	23	159	113	7	8	0	31
	24	251	132	13	15	0	91
	25	192	132	18	11	0	31
	26	154	88	8	18	3	37
	27	144	110	4	9	0	21
	28	239	163	12	12	1	51
	29	142	67	4	19	0	52
	30	404	290	11	19	1	83
	31	190	144	11	12	0	23
	32	211	138	8	22	2	41
	33	210	151	4	11	3	41
	34	204	134	12	13	0	45
	35	156	109	8	11	1	27
	36	95	49	4	7	0	35
	37	138	101	8	8	0	21
	38	204	131	9	19	1	44
	39	183	122	3	18	0	40
	40	304	232	7	15	0	50
	41	177	120	8	17	0	32
	42	70	52	2	3	0	13
	43	162	113	3	12	2	32
	44	47	22	4	7	0	14
	45	103	61	3	6	1	32
	46	99	78	1	2	0	18
GRAND TOTAL:		<u>8,267</u>	<u>5,495</u>	<u>374</u>	<u>609</u>	<u>46</u>	<u>1,743</u>

TOWN OF BRIGHTON
TOWN CLERK

LEGISLATIVE DISTRICT OR TOWN	ELECTION DISTRICT	TOTAL VOTES	DANIEL E. AMAN	DANIEL E. AMAN	DANIEL E. AMAN	SCATTER	BLANK AND VOID
			DEM	WOR	IND		
Brighton	1	254	168	15	29	1	41
	2	153	86	7	12	1	47
	3	190	107	8	18	0	57
	4	194	143	14	9	0	28
	5	230	169	12	9	2	38
	6	278	160	20	24	2	72
	7	153	94	13	10	0	36
	8	211	105	6	15	2	83
	9	210	124	15	14	2	55
	10	235	166	8	19	1	41
	11	226	147	13	17	0	49
	12	279	198	8	21	0	52
	13	151	105	5	16	0	25
	14	87	58	9	8	0	12
	15	151	92	13	11	0	35
	16	149	60	3	17	0	69
	17	112	81	5	4	0	22
	18	158	110	7	17	1	23
	19	159	115	4	12	3	25
	20	86	51	1	7	2	25
	21	175	116	17	17	1	24
	22	188	123	5	11	0	49
	23	159	110	6	9	0	34
	24	251	131	11	15	0	94
	25	192	126	16	12	0	38
	26	154	96	10	15	1	32
	27	144	110	5	9	0	20
	28	239	163	11	10	2	53
	29	142	64	7	18	0	53
	30	404	272	9	21	1	101
	31	190	142	7	10	0	31
	32	211	140	9	21	0	41
	33	210	154	5	10	0	41
	34	204	132	14	12	0	46
	35	156	108	9	12	0	27
	36	95	51	3	8	0	33
	37	138	101	6	6	0	25
	38	204	130	8	19	0	47
	39	183	119	3	16	0	45
	40	304	223	6	17	0	58
	41	177	120	10	14	1	32
	42	70	52	2	5	0	11
	43	162	113	3	9	1	36
	44	47	25	3	7	0	12
	45	103	62	2	6	0	33
	46	99	76	0	3	0	20
GRAND TOTAL:		<u>8,267</u>	<u>5,398</u>	<u>373</u>	<u>601</u>	<u>24</u>	<u>1,871</u>

TOWN OF BRIGHTON
TOWN JUSTICE

LEGISLATIVE DISTRICT OR TOWN	ELECTION DISTRICT	TOTAL VOTES	KAREN L. MORRIS DEM	KAREN L. MORRIS WOR	KAREN L. MORRIS IND	SCATTER	BLANK AND VOID
Brighton							
	1	254	167	15	30	1	41
	2	153	87	7	11	1	47
	3	190	105	7	18	0	60
	4	194	143	12	10	0	29
	5	230	178	13	9	2	28
	6	278	160	18	28	2	70
	7	153	93	14	11	0	35
	8	211	108	5	19	1	78
	9	210	126	16	15	2	51
	10	235	164	8	19	1	43
	11	226	149	13	17	0	47
	12	279	203	8	21	1	46
	13	151	106	8	17	0	20
	14	87	56	9	10	0	12
	15	151	91	14	10	1	35
	16	149	64	3	18	0	64
	17	112	88	5	4	0	15
	18	158	110	8	14	1	25
	19	159	116	5	12	3	23
	20	86	56	1	5	1	23
	21	175	115	17	18	1	24
	22	188	128	5	15	0	40
	23	159	112	9	7	0	31
	24	251	133	11	16	0	91
	25	192	134	14	12	0	32
	26	154	94	9	19	1	31
	27	144	113	7	8	0	16
	28	239	162	13	10	1	53
	29	142	70	6	20	0	46
	30	404	277	11	19	1	96
	31	190	141	6	12	0	31
	32	211	140	8	21	0	42
	33	210	156	5	9	1	39
	34	204	131	14	14	0	45
	35	156	110	12	9	0	25
	36	95	51	3	7	0	34
	37	138	104	4	8	0	22
	38	204	134	8	18	0	44
	39	183	117	3	17	0	46
	40	304	228	5	18	0	53
	41	177	122	10	14	0	31
	42	70	53	2	4	0	11
	43	162	109	3	11	2	37
	44	47	23	5	7	0	12
	45	103	62	2	6	0	33
	46	99	76	0	3	0	20
GRAND TOTAL:		<u>8,267</u>	<u>5,465</u>	<u>381</u>	<u>620</u>	<u>24</u>	<u>1,777</u>

TOWN OF BRIGHTON
MEMBER OF TOWN COUNCIL
(VOTE FOR 2)

LEGISLATIVE DISTRICT OR TOWN	ELECTION DISTRICT	TOTAL VOTES	CHRISTOPHER K. WERNER	JASON S. DIPONZIO	CHRISTOPHER K. WERNER	JASON S. DIPONZIO	CHRISTOPHER K. WERNER	JASON S. DIPONZIO	SCATTER	BLANK AND VOID
			DEM	DEM	WOR	WOR	IND	IND		
Brighton	1	508	163	161	15	16	28	28	2	95
	2	306	87	85	8	6	12	12	3	93
	3	380	104	97	6	9	19	19	0	126
	4	388	143	142	15	14	10	9	1	54
	5	460	164	169	13	12	9	8	4	81
	6	556	155	160	17	18	25	26	4	151
	7	306	95	87	13	15	10	11	0	75
	8	422	105	100	4	5	17	16	2	173
	9	420	127	123	13	15	14	13	4	111
	10	470	156	163	9	9	18	16	2	97
	11	452	138	140	16	16	15	15	0	112
	12	558	196	192	7	8	20	20	0	115
	13	302	99	98	7	6	17	17	0	58
	14	174	54	52	9	7	9	9	0	34
	15	302	89	87	14	13	11	11	0	77
	16	298	57	57	3	2	16	18	2	143
	17	224	79	84	4	4	4	4	0	45
	18	316	107	107	8	7	15	16	2	54
	19	318	114	109	7	7	11	11	6	53
	20	172	50	42	2	1	7	8	4	58
	21	350	108	106	18	20	17	17	1	63
	22	376	121	118	4	4	12	12	1	104
	23	318	110	110	6	7	8	8	0	69
	24	502	130	125	9	9	18	19	0	192
	25	384	130	128	15	17	11	11	0	72
	26	308	86	83	10	11	17	17	5	79
	27	288	107	106	6	6	8	7	0	48
	28	478	163	163	14	15	11	11	0	101
	29	284	61	63	6	6	20	19	0	109
	30	808	265	258	11	11	20	20	4	219
	31	380	137	137	7	7	8	8	0	76
	32	422	132	133	8	9	22	21	0	97
	33	420	152	152	7	7	9	10	2	81
	34	408	126	125	16	14	13	15	0	99
	35	312	103	103	11	9	8	11	1	66
	36	190	51	48	4	3	6	6	0	72
	37	276	99	101	5	5	7	7	1	51
	38	408	123	120	10	11	18	18	0	108
	39	366	113	112	4	4	14	16	0	103
	40	608	211	214	4	5	18	17	0	139
	41	354	112	115	7	8	15	15	0	82
	42	140	49	50	3	3	3	4	0	28
	43	324	108	104	3	4	10	10	2	83
	44	94	21	23	3	2	8	7	0	30
	45	206	63	59	1	2	5	5	0	71
	46	198	75	72	0	2	2	4	0	43
GRAND TOTAL:		<u>16,534</u>	<u>5,238</u>	<u>5,183</u>	<u>382</u>	<u>391</u>	<u>595</u>	<u>602</u>	<u>53</u>	<u>4,090</u>

TOWN OF CHILI
SUPERVISOR

LEGISLATIVE DISTRICT OR TOWN	ELECTION DISTRICT	TOTAL VOTES	DAVID J. DUNNING	DAVID J. DUNNING	DAVID J. DUNNING	DAVID J. DUNNING	SCATTER	BLANK AND VOID
			REP	CON	IND	REF		
Chili								
	1	145	86	20	10	1	1	27
	2	244	146	33	19	4	1	41
	3	216	99	30	18	1	5	63
	4	114	66	21	7	2	2	16
	5	158	95	20	11	2	1	29
	6	166	91	28	11	1	0	35
	7	82	41	13	10	1	0	17
	8	179	103	33	16	2	0	25
	9	171	89	26	20	2	2	32
	10	110	55	28	9	3	1	14
	11	176	98	20	16	3	0	39
	12	144	91	15	9	1	1	27
	13	247	146	30	22	4	1	44
	14	179	106	34	14	1	0	24
	15	160	110	17	8	0	1	24
	16	326	198	45	20	1	0	62
	17	437	276	50	25	4	2	80
	18	142	82	17	7	0	0	36
	19	174	101	17	13	1	1	41
	20	211	114	30	19	4	1	43
	21	139	93	11	10	0	0	25
	22	104	52	16	8	6	0	22
	23	122	72	18	11	0	0	21
	24	278	142	39	24	1	2	70
	25	106	48	19	7	0	0	32
	26	200	102	28	22	6	3	39
	27	139	65	32	8	1	3	30
	28	138	69	14	8	3	3	41
	29	139	75	21	9	3	2	29
	30	66	34	14	7	3	1	7
	31	153	91	11	8	2	3	38
	32	141	80	26	7	4	0	24
GRAND TOTAL:		<u>5,506</u>	<u>3,116</u>	<u>776</u>	<u>413</u>	<u>67</u>	<u>37</u>	<u>1,097</u>

TOWN OF CHILI
TOWN CLERK

LEGISLATIVE DISTRICT OR TOWN	ELECTION DISTRICT	TOTAL VOTES	VIRGINIA Li IGNATOWSKI REP	VIRGINIA Li IGNATOWSKI CON	VIRGINIA Li IGNATOWSKI IND	VIRGINIA Li IGNATOWSKI REF	SCATTER	BLANK AND VOID
Chili	1	145	85	21	10	1	1	27
	2	244	150	33	23	3	0	35
	3	216	106	30	15	1	2	62
	4	114	65	24	8	2	1	14
	5	158	99	18	15	1	1	24
	6	166	93	26	12	2	0	33
	7	82	40	12	9	1	0	20
	8	179	101	36	17	1	0	24
	9	171	91	26	22	2	0	30
	10	110	57	29	10	1	1	12
	11	176	98	24	15	2	0	37
	12	144	92	13	9	2	0	28
	13	247	150	32	19	5	0	41
	14	179	107	40	15	0	0	17
	15	160	106	19	9	0	1	25
	16	326	201	43	17	0	0	65
	17	437	277	53	24	4	0	79
	18	142	82	17	7	1	0	35
	19	174	100	16	13	2	1	42
	20	211	112	29	20	5	0	45
	21	139	91	10	10	1	0	27
	22	104	53	11	9	7	0	24
	23	122	73	18	9	0	0	22
	24	278	149	37	22	2	1	67
	25	106	48	19	8	0	0	31
	26	200	110	30	20	4	1	35
	27	139	66	37	8	1	0	27
	28	138	68	16	6	3	2	43
	29	139	73	24	11	1	1	29
	30	66	36	12	6	4	1	7
	31	153	91	11	8	4	2	37
	32	141	79	27	8	3	0	24
GRAND TOTAL:		<u>5,506</u>	<u>3,149</u>	<u>793</u>	<u>414</u>	<u>66</u>	<u>16</u>	<u>1,068</u>

TOWN OF CHILI
TOWN JUSTICE

LEGISLATIVE DISTRICT OR TOWN	ELECTION DISTRICT	TOTAL VOTES	KENNETH R. KRAUS	KENNETH R. KRAUS	KENNETH R. KRAUS	KENNETH R. KRAUS	SCATTER	BLANK AND VOID
			REP	CON	IND	REF		
Chili								
	1	145	76	21	10	0	1	37
	2	244	140	32	22	3	0	47
	3	216	99	31	15	1	2	68
	4	114	62	23	8	2	1	18
	5	158	90	18	12	1	1	36
	6	166	92	24	12	0	0	38
	7	82	39	12	8	2	0	21
	8	179	99	35	15	1	0	29
	9	171	81	25	17	2	0	46
	10	110	54	29	10	2	1	14
	11	176	94	24	16	3	0	39
	12	144	90	15	8	2	0	29
	13	247	142	32	20	5	0	48
	14	179	104	37	15	0	0	23
	15	160	105	18	10	0	1	26
	16	326	195	45	17	0	0	69
	17	437	272	51	24	6	0	84
	18	142	80	17	6	0	0	39
	19	174	100	15	11	2	1	45
	20	211	107	30	20	4	0	50
	21	139	92	10	9	0	0	28
	22	104	55	13	7	5	0	24
	23	122	70	17	8	0	0	27
	24	278	141	39	24	3	0	71
	25	106	49	18	7	0	0	32
	26	200	103	31	20	6	1	39
	27	139	60	35	10	1	0	33
	28	138	66	16	7	3	1	45
	29	139	71	23	9	1	1	34
	30	66	35	12	6	4	1	8
	31	153	85	12	11	2	2	41
	32	141	78	26	9	2	0	26
GRAND TOTAL:		<u>5,506</u>	<u>3,026</u>	<u>786</u>	<u>403</u>	<u>63</u>	<u>14</u>	<u>1,214</u>

TOWN OF CHILI
MEMBER OF TOWN COUNCIL
(VOTE FOR 2)

LEGISLATIVE DISTRICT OR TOWN	ELECTION DISTRICT	TOTAL VOTES	MICHAEL S. SLATTERY REP	JORDON I. BROWN REP	MICHAEL S. SLATTERY CON	JORDON I. BROWN CON	MICHAEL S. SLATTERY IND	JORDON I. BROWN IND	MICHAEL S. SLATTERY REF	JORDON I. BROWN REF	SCATTER	BLANK AND VOID
Chili	1	290	80	69	20	19	10	9	0	0	2	81
	2	488	142	130	35	34	21	21	2	3	1	99
	3	432	101	94	29	31	15	15	1	1	4	141
	4	228	64	55	21	24	7	8	4	4	2	39
	5	316	93	83	18	18	12	13	1	1	3	74
	6	332	91	90	24	24	14	13	0	0	0	76
	7	164	38	36	14	12	7	7	1	1	0	48
	8	358	105	98	33	31	16	16	2	2	0	55
	9	342	86	80	25	25	20	19	3	2	0	82
	10	220	53	52	31	29	9	7	2	2	2	33
	11	352	96	92	22	22	14	15	2	2	3	84
	12	288	88	77	16	15	10	8	2	2	0	70
	13	494	141	140	32	35	19	19	4	4	3	97
	14	358	103	102	38	38	16	15	0	1	0	45
	15	320	104	101	20	19	7	6	1	1	2	59
	16	652	194	184	46	46	17	18	0	1	0	146
	17	874	271	249	52	55	22	22	4	6	0	193
	18	284	83	73	15	17	7	5	1	1	0	82
	19	348	99	95	16	15	11	11	2	2	2	95
	20	422	107	103	27	29	20	22	3	3	1	107
	21	278	88	89	11	10	10	9	0	1	0	60
	22	208	56	52	11	11	8	10	6	5	0	49
	23	244	73	65	17	18	8	8	0	0	0	55
	24	556	142	130	38	40	23	24	3	3	2	151
	25	212	47	42	19	19	8	8	0	0	0	69

TOWN OF CHILI
MEMBER OF TOWN COUNCIL
(VOTE FOR 2)

LEGISLATIVE DISTRICT OR TOWN	ELECTION DISTRICT	TOTAL VOTES	MICHAEL S. SLATTERY REP	JORDON I. BROWN REP	MICHAEL S. SLATTERY CON	JORDON I. BROWN CON	MICHAEL S. SLATTERY IND	JORDON I. BROWN IND	MICHAEL S. SLATTERY REF	JORDON I. BROWN REF	SCATTER	BLANK AND VOID
Chili	26	400	111	98	35	36	22	20	6	6	2	64
	27	278	67	63	37	34	10	9	0	0	0	58
	28	276	66	64	16	16	7	6	3	3	2	93
	29	278	75	68	22	24	10	11	1	1	2	64
	30	132	34	34	12	12	8	8	3	3	2	16
	31	306	85	81	13	14	11	8	2	3	2	87
	32	282	83	74	26	24	7	7	3	4	0	54
GRAND TOTAL:		<u>11,012</u>	<u>3,066</u>	<u>2,863</u>	<u>791</u>	<u>796</u>	<u>406</u>	<u>397</u>	<u>62</u>	<u>68</u>	<u>37</u>	<u>2,526</u>

TOWN OF CLARKSON
SUPERVISOR

LEGISLATIVE DISTRICT OR TOWN	ELECTION DISTRICT	TOTAL VOTES	PAUL M. KIMBALL REP	PAUL M. KIMBALL CON	PAUL M. KIMBALL IND	PAUL M. KIMBALL REF	SCATTER	BLANK AND VOID
Clarkson	1	196	106	25	14	0	2	49
	2	29	19	5	1	0	0	4
	3	187	88	29	14	4	2	50
	4	225	126	29	18	3	2	47
	5	262	135	54	17	4	2	50
	6	140	70	22	12	0	3	33
GRAND TOTAL:		<u>1,039</u>	<u>544</u>	<u>164</u>	<u>76</u>	<u>11</u>	<u>11</u>	<u>233</u>

TOWN OF CLARKSON
TOWN CLERK

LEGISLATIVE DISTRICT OR TOWN	ELECTION DISTRICT	TOTAL VOTES	SHARON S. MATTISON REP	SHARON S. MATTISON CON	SHARON S. MATTISON IND	SHARON S. MATTISON REF	SCATTER	BLANK AND VOID
Clarkson	1	196	116	28	18	0	1	33
	2	29	18	5	1	0	0	5
	3	187	100	29	18	5	0	35
	4	225	135	34	16	3	0	37
	5	262	143	58	17	3	2	39
	6	140	80	23	12	0	2	23
GRAND TOTAL:		<u>1,039</u>	<u>592</u>	<u>177</u>	<u>82</u>	<u>11</u>	<u>5</u>	<u>172</u>

TOWN OF CLARKSON
MEMBER OF TOWN COUNCIL
(VOTE FOR 2)

LEGISLATIVE DISTRICT OR TOWN	ELECTION DISTRICT	TOTAL VOTES	CHRISTA L. FILIPOWICZ	JACKIE SMITH	CHRISTA L. FILIPOWICZ	JACKIE SMITH	CHRISTA L. FILIPOWICZ	JACKIE SMITH	CHRISTA L. FILIPOWICZ	JACKIE SMITH	SCATTER	BLANK AND VOID
			REP	REP	CON	CON	IND	IND	REF	REF		
Clarkson	1	392	104	106	27	27	14	14	0	0	1	99
	2	58	19	19	5	5	1	1	0	0	0	8
	3	374	97	98	27	31	14	15	4	4	0	84
	4	450	126	123	35	35	15	14	3	3	4	92
	5	524	127	125	53	57	20	19	3	5	4	111
	6	280	74	72	21	25	12	12	0	0	1	63
GRAND TOTAL:		<u>2,078</u>	<u>547</u>	<u>543</u>	<u>168</u>	<u>180</u>	<u>76</u>	<u>75</u>	<u>10</u>	<u>12</u>	<u>10</u>	<u>457</u>

VILLAGE/TOWN OF EAST ROCHESTER
MAYOR

LEGISLATIVE DISTRICT OR TOWN	ELECTION DISTRICT	TOTAL VOTES	FREDERICK L. RICCI DEM	FREDERICK L. RICCI IND	SCATTER	BLANK AND VOID
East Rochester						
	1	165	104	13	1	47
	2	166	107	13	1	45
	3	185	118	17	3	47
	4	143	106	3	1	33
	5	116	74	17	2	23
	6	209	134	24	2	49
	7	163	110	22	2	29
GRAND TOTAL:		<u>1,147</u>	<u>753</u>	<u>109</u>	<u>12</u>	<u>273</u>

VILLAGE/TOWN OF EAST ROCHESTER
TOWN JUSTICE

LEGISLATIVE DISTRICT OR TOWN	ELECTION DISTRICT	TOTAL VOTES	TERRENCE C. BROWN-STEINER	KIMBERLY A. ROMACH	KIMBERLY A. ROMACH	TERRENCE C. BROWN-STEINER	TERRENCE C. BROWN-STEINER	KIMBERLY A. ROMACH	SCATTER	BLANK AND VOID
			DEM	REP	CON	WOR	IND	REF		
East Rochester										
	1	165	87	50	13	4	7	1	0	3
	2	166	93	43	7	6	8	0	0	9
	3	185	101	47	13	3	11	0	1	9
	4	143	76	44	4	5	6	4	0	4
	5	116	65	32	5	6	6	2	0	0
	6	209	113	53	11	6	17	1	0	8
	7	163	78	55	10	3	9	1	0	7
GRAND TOTAL:		<u>1,147</u>	<u>613</u>	<u>324</u>	<u>63</u>	<u>33</u>	<u>64</u>	<u>9</u>	<u>1</u>	<u>40</u>

VILLAGE/TOWN OF EAST ROCHESTER
VILLAGE TRUSTEE
(VOTE FOR 2)

LEGISLATIVE DISTRICT OR TOWN	ELECTION DISTRICT	TOTAL VOTES	MARK A. FLORACK	JOHN R. ALFIERI	MARK A. FLORACK	JOHN R. ALFIERI	MARK A. FLORACK	JOHN R. ALFIERI	SCATTER	BLANK AND VOID
			REP	REP	IND	IND	REF	REF		
East Rochester	1	330	95	96	16	14	2	2	0	105
	2	332	98	100	20	18	5	8	0	83
	3	370	112	109	19	20	1	2	2	105
	4	286	86	83	12	16	3	3	1	82
	5	232	69	73	16	16	2	1	4	51
	6	418	119	115	28	25	1	2	4	124
	7	326	100	99	25	25	1	1	3	72
GRAND TOTAL:		<u>2,294</u>	<u>679</u>	<u>675</u>	<u>136</u>	<u>134</u>	<u>15</u>	<u>19</u>	<u>14</u>	<u>622</u>

TOWN OF GATES
SUPERVISOR

LEGISLATIVE DISTRICT OR TOWN	ELECTION DISTRICT	TOTAL VOTES	BRENDA L. JAMES	MARK W. ASSINI	MARK W. ASSINI	BRENDA L. JAMES	MARK W. ASSINI	MARK W. ASSINI	SCATTER	BLANK AND VOID
			DEM	REP	CON	WOR	IND	REF		
Gates	1	112	30	54	19	0	6	2	0	1
	2	154	30	99	14	0	5	1	0	5
	3	121	29	64	14	4	8	1	0	1
	4	164	36	88	27	2	6	2	0	3
	5	260	45	170	27	3	12	2	0	1
	6	180	43	97	21	4	8	1	0	6
	7	305	57	184	29	8	17	4	0	6
	8	152	15	115	15	2	2	1	0	2
	9	205	52	118	11	5	11	1	0	7
	10	113	27	68	12	0	4	0	0	2
	11	128	33	69	15	3	5	0	0	3
	12	108	24	64	12	2	5	0	0	1
	13	135	23	85	13	2	6	0	0	6
	14	148	31	96	12	1	4	2	0	2
	15	240	49	145	25	2	12	1	0	6
	16	138	43	77	12	2	2	0	0	2
	17	151	37	84	18	4	5	0	0	3
	18	171	22	111	26	1	4	2	0	5
	19	162	29	98	21	1	8	2	0	3
	20	139	25	83	19	1	8	0	0	3
	21	156	24	109	15	3	4	0	0	1
	22	151	34	83	23	3	4	1	0	3
	23	176	30	105	23	5	5	2	0	6
	24	203	52	120	16	4	9	1	0	1
	25	121	21	78	11	4	2	1	0	4
	26	198	31	133	23	2	6	0	0	3
	27	201	47	116	19	4	12	0	0	3
	28	132	21	95	7	3	4	1	0	1
	29	150	38	77	19	0	6	2	0	8
	30	106	24	62	12	2	4	0	0	2
	31	147	22	105	11	0	6	0	1	2
	32	186	30	113	25	5	10	1	0	2
	33	87	27	48	6	2	2	0	0	2
	34	133	25	80	16	2	2	2	0	6
	35	118	15	81	13	0	5	2	0	2
GRAND TOTAL:		<u>5,551</u>	<u>1,121</u>	<u>3,374</u>	<u>601</u>	<u>86</u>	<u>219</u>	<u>35</u>	<u>1</u>	<u>114</u>

TOWN OF GATES
TOWN JUSTICE

LEGISLATIVE DISTRICT OR TOWN	ELECTION DISTRICT	TOTAL VOTES	SAM L. VALLERIANI REP	SAM L. VALLERIANI CON	SAM L. VALLERIANI IND	SAM L. VALLERIANI REF	SCATTER	BLANK AND VOID
Gates	1	112	53	19	11	1	1	27
	2	154	96	14	8	3	0	33
	3	121	56	19	11	2	0	33
	4	164	91	23	11	1	0	38
	5	260	161	24	19	2	0	54
	6	180	91	17	11	2	0	59
	7	305	186	28	28	3	0	60
	8	152	107	13	5	1	0	26
	9	205	123	12	14	1	0	55
	10	113	59	15	6	2	0	31
	11	128	68	17	9	1	1	32
	12	108	59	11	10	1	0	27
	13	135	76	14	6	0	0	39
	14	148	89	11	4	2	0	42
	15	240	142	23	14	0	1	60
	16	138	70	17	6	1	0	44
	17	151	78	17	9	1	2	44
	18	171	102	25	5	0	2	37
	19	162	100	23	10	1	0	28
	20	139	75	22	8	1	0	33
	21	156	102	14	7	2	0	31
	22	151	80	24	11	1	0	35
	23	176	101	27	9	0	2	37
	24	203	116	18	15	0	1	53
	25	121	64	13	5	2	0	37
	26	198	121	22	10	2	0	43
	27	201	105	25	14	0	1	56
	28	132	83	5	7	1	0	36
	29	150	73	22	11	1	1	42
	30	106	58	14	5	0	0	29
	31	147	94	17	4	0	1	31
	32	186	96	25	19	2	0	44
	33	87	51	7	4	0	0	25
	34	133	78	20	9	1	0	25
	35	118	65	13	4	2	0	34
GRAND TOTAL:		<u>5,551</u>	<u>3,169</u>	<u>630</u>	<u>339</u>	<u>40</u>	<u>13</u>	<u>1,360</u>

TOWN OF GATES
MEMBER OF TOWN COUNCIL
(VOTE FOR 2)

LEGISLATIVE DISTRICT OR TOWN	ELECTION DISTRICT	TOTAL VOTES	WILLIAM R. KILEY		MARK A. MCINTEE		STEVE TUCCIARELLO CHRISTOPHER B. DIPONZIO		STEVE TUCCIARELLO CHRISTOPHER B. DIPONZIO		WILLIAM R. KILEY MARK A. MCINTEE		STEVE TUCCIARELLO CHRISTOPHER B. DIPONZIO		STEVE TUCCIARELLO CHRISTOPHER B. DIPONZIO		SCATTER	BLANK AND VOID
			DEM	DEM	REP	REP	CON	CON	WOR	WOR	IND	IND	REF	REF				
Gates	1	224	40	42	42	46	16	15	0	1	5	5	1	0	0	11		
	2	308	37	39	80	82	11	11	3	4	5	6	2	1	0	27		
	3	242	37	35	49	52	14	13	4	4	8	7	0	0	0	19		
	4	328	49	42	75	75	26	25	1	4	5	5	0	0	0	21		
	5	520	69	74	142	132	25	21	3	7	7	8	2	1	0	29		
	6	360	57	60	76	77	16	17	2	4	7	8	1	1	0	34		
	7	610	84	83	150	152	27	24	7	10	16	17	4	4	0	32		
	8	304	29	35	95	95	11	13	3	2	1	2	1	1	0	16		
	9	410	64	57	91	109	12	7	3	6	7	9	1	1	0	43		
	10	226	35	38	51	51	14	13	0	2	4	7	0	0	0	11		
	11	256	41	38	52	57	13	16	7	6	2	3	0	0	0	21		
	12	216	32	36	46	47	8	11	5	2	4	5	0	0	0	20		
	13	270	37	37	63	67	11	12	1	2	5	4	0	1	0	30		
	14	296	44	41	75	84	11	10	0	3	4	2	1	1	0	20		
	15	480	69	68	121	120	19	22	1	2	8	5	0	0	0	45		
	16	276	57	54	45	55	11	13	1	0	2	3	0	0	0	35		
	17	302	47	51	61	67	16	15	4	6	3	4	0	0	2	26		
	18	342	38	32	86	98	26	23	3	2	2	3	1	2	0	26		
	19	324	39	44	83	87	19	20	3	2	5	6	1	1	0	14		
	20	278	37	39	68	66	15	17	2	1	5	7	0	0	0	21		
	21	312	28	33	94	92	15	15	1	2	2	1	2	0	0	27		
	22	302	45	48	68	69	24	21	3	5	4	3	0	0	0	12		
	23	352	45	51	90	78	20	21	5	4	7	6	1	2	0	22		

TOWN OF GATES
MEMBER OF TOWN COUNCIL
(VOTE FOR 2)

LEGISLATIVE DISTRICT OR TOWN	ELECTION DISTRICT	TOTAL VOTES	WILLIAM	MARK	STEVE	CHRISTOPHER	STEVE	CHRISTOPHER	WILLIAM	MARK	STEVE	CHRISTOPHER	STEVE	CHRISTOPHER	SCATTER	BLANK AND VOID
			R. KILEY DEM	A. MCINTEE DEM	TUCCIARELLO CHRISTOPHER B. DIPONZIO REP	TUCCIARELLO CHRISTOPHER B. DIPONZIO REP	R. KILEY WOR	A. MCINTEE WOR	TUCCIARELLO CHRISTOPHER B. DIPONZIO IND	TUCCIARELLO CHRISTOPHER B. DIPONZIO IND	TUCCIARELLO CHRISTOPHER B. DIPONZIO REF	TUCCIARELLO CHRISTOPHER B. DIPONZIO REF				
Gates	24	406	64	72	103	99	15	17	3	1	5	6	0	0	1	20
	25	242	39	40	54	53	10	10	5	5	1	2	2	2	0	19
	26	396	47	45	106	115	18	21	2	4	9	7	0	0	0	22
	27	402	72	75	85	84	18	19	6	5	7	7	0	1	0	23
	28	264	41	43	75	69	6	6	1	3	3	3	0	0	1	13
	29	300	46	56	53	64	16	15	2	3	6	4	0	0	0	35
	30	212	26	26	53	44	11	13	2	3	6	5	0	0	0	23
	31	294	30	31	86	88	13	13	1	3	3	3	0	0	0	23
	32	372	47	54	86	83	26	28	5	7	9	8	0	0	0	19
	33	174	39	34	36	38	6	6	2	1	2	0	0	0	0	10
	34	266	35	35	67	66	16	17	1	2	3	2	1	2	0	19
	35	236	19	30	71	61	11	14	0	1	4	8	2	2	0	13
GRAND TOTAL:		<u>11,102</u>	<u>1,565</u>	<u>1,618</u>	<u>2,678</u>	<u>2,722</u>	<u>546</u>	<u>554</u>	<u>92</u>	<u>119</u>	<u>176</u>	<u>181</u>	<u>23</u>	<u>23</u>	<u>4</u>	<u>801</u>

TOWN OF GREECE
TOWN JUSTICE

LEGISLATIVE DISTRICT OR TOWN	ELECTION DISTRICT	TOTAL VOTES	CHARLES A. SCHIANO, JR. REP	CHARLES A. SCHIANO, JR. CON	CHARLES A. SCHIANO, JR. IND	CHARLES A. SCHIANO, JR. REF	SCATTER	BLANK AND VOID
Greece								
	1	148	73	25	13	5	3	29
	2	163	93	17	16	0	2	35
	3	127	79	18	9	0	1	20
	4	110	62	20	7	2	0	19
	5	106	49	18	15	1	1	22
	6	91	45	14	8	0	0	24
	7	129	65	15	8	2	1	38
	8	109	58	17	10	1	0	23
	9	113	66	9	11	1	1	25
	10	104	51	18	10	0	1	24
	11	47	23	5	4	0	0	15
	12	76	39	13	5	0	0	19
	13	127	67	17	7	3	0	33
	14	89	44	10	11	2	2	20
	15	133	77	21	12	1	1	21
	16	109	64	18	11	0	1	15
	17	194	103	29	11	4	2	45
	18	159	91	30	10	3	0	25
	19	121	63	14	18	0	0	26
	20	104	47	19	12	1	2	23
	21	141	54	31	19	2	2	33
	22	109	66	13	7	0	0	23
	23	233	118	28	15	2	0	70
	24	184	115	24	15	1	0	29
	25	115	71	10	7	1	1	25
	26	106	59	19	11	3	0	14
	27	178	110	22	5	0	1	40
	28	161	98	24	13	3	0	23
	29	142	86	25	2	1	0	28
	30	82	49	10	7	1	0	15
	31	120	63	22	6	1	0	28
	32	131	66	14	11	4	1	35
	33	148	87	25	17	0	1	18
	34	163	88	27	13	0	3	32
	35	154	75	31	11	1	0	36
	36	188	121	27	9	2	0	29
	37	118	70	18	12	1	0	17
	38	217	129	28	16	2	1	41
	39	103	60	13	6	3	1	20
	40	108	45	15	16	3	1	28
	41	172	93	28	9	1	2	39
	42	123	58	15	11	2	0	37
	43	120	63	28	7	1	1	20

TOWN OF GREECE
TOWN JUSTICE

LEGISLATIVE DISTRICT OR TOWN	ELECTION DISTRICT	TOTAL VOTES	CHARLES A. SCHIANO, JR. REP	CHARLES A. SCHIANO, JR. CON	CHARLES A. SCHIANO, JR. IND	CHARLES A. SCHIANO, JR. REF	SCATTER	BLANK AND VOID
Greece								
	44	204	115	27	18	1	0	43
	45	198	117	27	15	1	0	38
	46	74	36	13	3	1	0	21
	47	147	81	28	12	2	1	23
	48	109	70	14	2	1	0	22
	49	111	63	13	9	0	0	26
	50	155	83	19	12	0	0	41
	51	101	57	13	3	1	0	27
	52	192	113	27	19	2	2	29
	53	122	52	16	11	0	1	42
	54	172	95	25	17	1	2	32
	55	116	67	23	0	1	0	25
	56	190	110	24	13	5	2	36
	57	129	72	17	9	1	0	30
	58	201	111	25	13	3	0	49
	59	67	23	11	4	0	2	27
	60	108	58	15	7	2	0	26
	61	124	68	16	12	0	0	28
	62	175	97	27	8	0	0	43
	63	171	75	26	10	0	0	60
	64	113	73	14	5	1	1	19
	65	179	108	17	13	1	0	40
	66	73	42	10	1	0	0	20
	67	149	95	23	10	1	0	20
	68	186	113	38	4	1	1	29
	69	125	70	16	16	1	1	21
	70	371	222	50	26	2	0	71
	71	175	107	26	13	3	1	25
	72	227	138	25	9	2	0	53
	73	96	48	18	7	2	0	21
	74	101	55	17	10	0	0	19
	75	108	64	14	5	0	0	25
	76	122	74	24	4	0	0	20
	77	190	113	23	9	1	0	44
	78	91	57	10	7	1	0	16
	79	276	155	43	13	1	2	62
	80	252	160	32	13	3	0	44
	81	114	69	8	9	2	1	25
	82	91	38	13	11	1	2	26
	83	68	29	13	7	0	1	18
	84	154	96	16	12	3	0	27
	85	174	98	26	15	3	0	32
	86	217	125	35	12	2	0	43

TOWN OF GREECE
TOWN JUSTICE

LEGISLATIVE DISTRICT OR TOWN	ELECTION DISTRICT	TOTAL VOTES	CHARLES A. SCHIANO, JR. REP	CHARLES A. SCHIANO, JR. CON	CHARLES A. SCHIANO, JR. IND	CHARLES A. SCHIANO, JR. REF	SCATTER	BLANK AND VOID
Greece								
	87	127	71	24	8	0	0	24
	88	176	97	19	15	1	0	44
	89	124	74	18	5	0	0	27
	90	153	90	26	9	2	0	26
	91	295	172	42	29	1	0	51
	92	215	121	32	14	4	0	44
	93	214	106	27	19	0	1	61
	94	155	84	21	14	3	0	33
	95	81	41	10	10	1	0	19
	96	195	94	25	20	3	1	52
	97	371	238	48	18	0	0	67
	98	225	115	35	16	4	4	51
	99	178	112	29	5	2	0	30
	100	232	138	23	22	1	1	47
	101	120	80	16	4	2	0	18
	102	196	121	25	13	4	1	32
	103	197	115	34	11	2	0	35
	104	129	76	18	8	1	0	26
	105	221	147	27	14	5	0	28
	106	115	75	15	8	0	1	16
	107	83	46	16	5	1	0	15
	108	116	61	15	9	4	0	27
	109	161	95	16	16	2	0	32
GRAND TOTAL:		<u>16,272</u>	<u>9,184</u>	<u>2,322</u>	<u>1,173</u>	<u>157</u>	<u>62</u>	<u>3,374</u>

TOWN OF GREECE
MEMBER OF TOWN COUNCIL
1ST WARD

LEGISLATIVE DISTRICT OR TOWN	ELECTION DISTRICT	TOTAL VOTES	MIKE BARRY	MIKE BARRY	MIKE BARRY	MIKE BARRY	SCATTER	BLANK AND VOID
			REP	CON	IND	REF		
Greece								
	1	148	74	21	15	6	4	28
	5	106	45	21	14	1	2	23
	6	91	45	13	7	0	0	26
	7	129	64	16	9	2	1	37
	11	47	25	6	3	1	0	12
	12	76	37	15	5	0	0	19
	21	141	55	32	16	1	2	35
	22	109	63	11	10	0	0	25
	25	115	67	11	9	1	1	26
	26	106	58	18	11	3	0	16
	30	82	45	11	7	1	1	17
	31	120	62	21	6	1	0	30
	35	154	79	30	14	1	1	29
	38	217	128	28	12	1	3	45
	41	172	93	28	9	1	4	37
	43	120	62	27	7	2	1	21
	46	74	40	13	3	0	0	18
	47	147	83	27	14	0	1	22
	48	109	73	16	2	1	0	17
	71	175	104	25	13	3	1	29
	74	101	57	17	9	0	0	18
	78	91	56	10	8	0	0	17
	79	276	148	41	14	1	2	70
	82	91	38	12	10	2	2	27
	84	154	92	18	10	4	0	30
	89	124	72	19	5	0	0	28
	98	225	120	34	15	4	3	49
	99	178	111	33	5	2	0	27
	106	115	77	14	7	0	2	15
GRAND TOTAL:		<u>3,793</u>	<u>2,073</u>	<u>588</u>	<u>269</u>	<u>39</u>	<u>31</u>	<u>793</u>

TOWN OF GREECE
MEMBER OF TOWN COUNCIL
2ND WARD

LEGISLATIVE DISTRICT OR TOWN	ELECTION DISTRICT	TOTAL VOTES	VALENCIA S. METCALF DEM	BRETT C. GRANVILLE REP	BRETT C. GRANVILLE CON	BRETT C. GRANVILLE IND	BRETT C. GRANVILLE REF	SCATTER	BLANK AND VOID
Greece	3	127	40	61	12	6	1	0	7
	13	127	51	49	11	2	0	0	14
	15	133	35	67	19	4	0	1	7
	36	188	61	94	23	3	0	0	7
	39	103	39	46	12	3	0	0	3
	42	123	61	39	12	4	2	0	5
	50	155	35	82	18	8	1	0	11
	51	101	24	52	9	1	0	0	15
	52	192	63	86	25	12	0	1	5
	53	122	57	44	12	7	0	0	2
	56	190	51	99	21	10	2	0	7
	58	201	65	89	24	6	2	0	15
	60	108	37	49	15	1	0	0	6
	62	175	58	82	22	5	1	0	7
	64	113	31	59	12	4	0	0	7
	66	73	24	32	7	1	0	0	9
	69	125	54	51	10	5	2	0	3
	72	227	77	102	24	3	3	0	18
	73	96	36	34	15	4	1	0	6
	75	108	31	48	17	2	0	0	10
	77	190	59	89	17	4	0	0	21
	80	252	68	131	34	5	0	0	14
	85	174	56	81	22	7	0	0	8
	88	176	78	69	15	5	1	1	7
	95	81	37	26	7	4	1	0	6
	96	195	69	80	20	8	0	0	18
	97	371	97	196	43	7	0	0	28
	101	120	32	57	16	3	2	1	9
	104	129	45	64	13	2	1	0	4
GRAND TOTAL:		<u>4,475</u>	<u>1,471</u>	<u>2,058</u>	<u>507</u>	<u>136</u>	<u>20</u>	<u>4</u>	<u>279</u>

TOWN OF GREECE
MEMBER OF TOWN COUNCIL
3RD WARD

LEGISLATIVE DISTRICT OR TOWN	ELECTION DISTRICT	TOTAL VOTES	ANDREW J. CONLON	ANDREW J. CONLON	ANDREW J. CONLON	ANDREW J. CONLON	SCATTER	BLANK AND VOID
			REP	CON	IND	REF		
Greece								
	4	110	62	22	6	1	2	17
	8	109	59	17	9	2	0	22
	9	113	66	13	8	1	1	24
	10	104	56	18	11	1	1	17
	14	89	47	17	11	1	2	11
	17	194	102	24	12	7	1	48
	18	159	94	32	10	1	0	22
	19	121	61	16	17	0	1	26
	20	104	46	18	13	1	4	22
	23	233	113	28	19	1	1	71
	29	142	85	24	2	2	0	29
	32	131	64	14	12	3	0	38
	37	118	62	22	11	1	0	22
	40	108	42	14	16	3	1	32
	49	111	60	13	7	0	0	31
	55	116	65	22	0	0	0	29
	59	67	24	11	5	0	2	25
	61	124	62	18	12	0	0	32
	63	171	70	26	15	0	1	59
	65	179	111	10	12	1	0	45
	67	149	98	23	8	1	0	19
	68	186	111	36	5	2	2	30
	81	114	67	9	8	1	1	28
	83	68	29	12	9	0	1	17
	87	127	71	23	8	0	0	25
	93	214	108	29	16	0	1	60
	94	155	79	21	15	3	0	37
GRAND TOTAL:		<u>3,616</u>	<u>1,914</u>	<u>532</u>	<u>277</u>	<u>33</u>	<u>22</u>	<u>838</u>

TOWN OF GREECE
MEMBER OF TOWN COUNCIL
4TH WARD

LEGISLATIVE DISTRICT OR TOWN	ELECTION DISTRICT	TOTAL VOTES	DIANA M. CHRISTODARO REP	DIANA M. CHRISTODARO CON	DIANA M. CHRISTODARO IND	DIANA M. CHRISTODARO REF	SCATTER	BLANK AND VOID
Greece	2	163	91	15	15	0	2	40
	16	109	64	17	10	0	1	17
	24	184	109	21	18	1	0	35
	27	178	104	23	5	1	0	45
	28	161	90	22	13	3	0	33
	33	148	84	24	18	0	1	21
	34	163	84	28	12	0	3	36
	44	204	114	29	18	1	0	42
	45	198	116	26	12	2	1	41
	54	172	94	21	16	2	2	37
	57	129	70	14	9	1	0	35
	70	371	221	54	25	1	1	69
	76	122	68	22	4	1	0	27
	86	217	120	30	15	2	1	49
	90	153	85	27	8	1	0	32
	91	295	162	41	29	1	0	62
	92	215	110	33	14	3	2	53
	100	232	128	25	22	1	1	55
	102	196	122	27	11	3	0	33
	103	197	106	38	11	2	0	40
	105	221	145	26	15	5	0	30
	107	83	48	16	5	1	0	13
	108	116	58	17	9	2	1	29
	109	161	91	17	16	1	2	34
GRAND TOTAL:		4,388	2,484	613	330	35	18	908

TOWN OF HAMLIN
SUPERVISOR

LEGISLATIVE DISTRICT OR TOWN	ELECTION DISTRICT	TOTAL VOTES	ERIC G. PETERS	ERIC G. PETERS	ERIC G. PETERS	ERIC G. PETERS	SCATTER	BLANK AND VOID
			REP	CON	IND	REF		
Hamlin								
	1	100	51	13	9	1	2	24
	2	185	124	21	13	1	1	25
	3	160	85	38	12	0	0	25
	4	116	74	17	6	1	0	18
	5	122	64	27	8	5	1	17
	6	133	65	28	12	1	3	24
	7	202	116	22	10	3	3	48
	8	88	57	10	7	0	1	13
	9	98	73	12	4	0	1	8
	10	173	104	23	10	2	1	33
GRAND TOTAL:		<u>1,377</u>	<u>813</u>	<u>211</u>	<u>91</u>	<u>14</u>	<u>13</u>	<u>235</u>

TOWN OF HAMLIN
TOWN CLERK

LEGISLATIVE DISTRICT OR TOWN	ELECTION DISTRICT	TOTAL VOTES	KATHI A. RICKMAN REP	KATHI A. RICKMAN CON	KATHI A. RICKMAN IND	KATHI A. RICKMAN REF	SCATTER	BLANK AND VOID
Hamlin								
	1	100	50	14	11	1	2	22
	2	185	127	20	14	1	1	22
	3	160	84	41	12	0	0	23
	4	116	75	16	7	1	1	16
	5	122	70	29	8	5	0	10
	6	133	66	30	14	1	1	21
	7	202	118	23	12	2	2	45
	8	88	55	10	8	0	1	14
	9	98	76	8	3	1	0	10
	10	173	101	26	11	2	1	32
GRAND TOTAL:		1,377	822	217	100	14	9	215

TOWN OF HAMLIN
TOWN JUSTICE

LEGISLATIVE DISTRICT OR TOWN	ELECTION DISTRICT	TOTAL VOTES	PAUL S. RATH REP	PAUL S. RATH CON	PAUL S. RATH IND	PAUL S. RATH REF	SCATTER	BLANK AND VOID
Hamlin								
	1	100	52	12	14	1	0	21
	2	185	115	19	12	2	1	36
	3	160	90	35	10	0	0	25
	4	116	73	17	6	0	0	20
	5	122	68	28	9	4	0	13
	6	133	67	29	13	2	1	21
	7	202	111	25	11	4	0	51
	8	88	52	12	6	0	0	18
	9	98	75	9	3	1	0	10
	10	173	112	22	9	3	2	25
GRAND TOTAL:		<u>1,377</u>	<u>815</u>	<u>208</u>	<u>93</u>	<u>17</u>	<u>4</u>	<u>240</u>

TOWN OF HAMLIN
MEMBER OF TOWN COUNCIL
(VOTE FOR 2)

LEGISLATIVE DISTRICT OR TOWN	ELECTION DISTRICT	TOTAL VOTES	MARTIN C. MAIER REP	DAVID G. ROSE REP	MARTIN C. MAIER CON	DAVID G. ROSE CON	MARTIN C. MAIER IND	DAVID G. ROSE IND	MARTIN C. MAIER REF	DAVID G. ROSE REF	SCATTER	BLANK AND VOID
Hamlin	1	200	54	49	14	14	11	10	2	2	1	43
	2	370	123	115	19	20	13	15	1	1	2	61
	3	320	92	93	35	35	12	11	0	0	0	42
	4	232	75	73	17	17	6	6	1	0	0	37
	5	244	67	69	26	25	7	8	6	5	1	30
	6	266	60	61	28	29	10	13	4	3	2	56
	7	404	117	113	23	25	12	13	3	2	2	94
	8	176	52	54	12	9	6	8	1	0	2	32
	9	196	70	73	12	12	5	6	0	0	0	18
	10	346	106	105	27	26	11	8	2	3	4	54
GRAND TOTAL:		<u>2,754</u>	<u>816</u>	<u>805</u>	<u>213</u>	<u>212</u>	<u>93</u>	<u>98</u>	<u>20</u>	<u>16</u>	<u>14</u>	<u>467</u>

TOWN OF HENRIETTA
SUPERVISOR

LEGISLATIVE DISTRICT OR TOWN	ELECTION DISTRICT	TOTAL VOTES	MICHAEL B. YUDELSON	JACK W. MOORE	JACK W. MOORE	MICHAEL B. YUDELSON	JACK W. MOORE	JACK W. MOORE	GLENDA F. RUDOLPH	SCATTER	BLANK AND VOID
			DEM	REP	CON	WOR	IND	REF	GCU		
Henrietta	1	318	119	151	26	4	6	0	8	0	4
	2	226	81	103	19	7	6	1	8	0	1
	3	82	29	40	6	1	4	2	0	0	0
	4	226	115	79	18	2	9	0	1	0	2
	5	267	103	113	27	3	8	2	8	0	3
	6	249	93	102	30	9	8	0	5	0	2
	7	240	121	82	19	7	7	0	3	0	1
	8	265	125	102	16	8	7	0	6	0	1
	9	173	91	54	11	3	3	0	7	1	3
	10	234	97	82	21	6	11	2	7	1	7
	11	202	92	61	17	5	6	3	10	1	7
	12	221	71	98	20	5	18	0	4	0	5
	13	290	150	96	24	7	6	1	5	0	1
	14	177	78	66	14	5	4	1	8	1	0
	15	271	112	113	17	6	8	0	9	0	6
	16	167	63	74	15	4	5	1	5	0	0
	17	322	158	104	26	10	20	1	2	0	1
	18	294	138	116	18	9	7	1	1	0	4
	19	214	97	82	11	11	7	1	5	0	0
	20	331	143	132	21	10	10	1	5	0	9
	21	218	97	83	15	9	5	0	7	0	2
	22	374	135	174	40	6	13	1	1	0	4
	23	179	75	73	18	4	3	1	2	1	2
	24	262	115	103	18	9	7	1	5	0	4
	25	271	97	126	24	5	8	2	7	0	2
	26	496	173	221	49	7	18	0	21	0	7
	27	426	134	215	27	16	12	1	12	0	9
	28	295	106	143	21	7	9	1	6	0	2
	29	576	305	187	32	18	13	2	8	1	10
	30	456	181	193	34	8	21	1	6	1	11

TOWN OF HENRIETTA
SUPERVISOR

LEGISLATIVE DISTRICT OR TOWN	ELECTION DISTRICT	TOTAL VOTES	MICHAEL B. YUDELSON	JACK W. MOORE	JACK W. MOORE	MICHAEL B. YUDELSON	JACK W. MOORE	JACK W. MOORE	GLEND F. RUDOLPH	SCATTER	BLANK AND VOID
			DEM	REP	CON	WOR	IND	REF	GCU		
Henrietta											
	31	159	79	45	14	3	4	1	7	0	6
	32	366	155	174	14	5	11	1	2	0	4
	33	158	77	53	12	4	3	0	6	0	3
	34	119	51	50	8	5	1	0	3	0	1
	35	298	128	120	26	13	6	1	3	0	1
GRAND TOTAL:		<u>9,422</u>	<u>3,984</u>	<u>3,810</u>	<u>728</u>	<u>241</u>	<u>294</u>	<u>30</u>	<u>203</u>	<u>7</u>	<u>125</u>

TOWN OF HENRIETTA
TOWN JUSTICE
(VOTE FOR 3)

LEGISLATIVE DISTRICT OR TOWN	ELECTION DISTRICT	TOTAL VOTES	JOHN G. PERICAK	JAMES F. BEIKIRCH	STEVEN M. DONSKY	JOHN G. PERICAK	JAMES F. BEIKIRCH	STEVEN M. DONSKY	JOHN G. PERICAK	JAMES F. BEIKIRCH	STEVEN M. DONSKY	JOHN G. PERICAK	JAMES F. BEIKIRCH	STEVEN M. DONSKY	SCATTER	BLANK AND VOID
			REP	REP	REP	CON	CON	CON	IND	IND	IND	REF	REF	REF		
Henrietta																
	1	954	180	170	170	38	37	36	15	21	16	2	2	2	1	264
	2	678	122	123	122	26	29	26	22	23	24	2	2	3	4	150
	3	246	44	44	44	4	6	5	7	7	7	1	1	1	3	72
	4	678	95	93	95	20	20	20	16	15	15	3	3	3	0	280
	5	801	124	121	121	36	38	36	16	16	16	3	2	3	6	263
	6	747	106	112	107	33	37	33	20	19	21	2	2	3	3	249
	7	720	104	104	104	31	30	31	16	17	18	1	1	1	3	259
	8	795	121	124	126	28	26	24	25	26	25	1	4	2	0	263
	9	519	74	75	77	21	20	20	11	15	12	2	2	2	0	188
	10	702	113	112	114	29	33	33	19	21	17	2	3	1	3	202
	11	606	77	74	77	25	28	24	25	24	26	1	2	2	3	218
	12	663	115	110	114	28	33	31	28	29	26	0	1	0	0	148
	13	870	112	110	112	38	41	38	20	21	22	4	5	6	0	341
	14	531	100	101	97	13	14	12	8	8	8	1	1	1	1	166
	15	813	128	129	122	33	34	30	13	15	16	2	2	1	1	287
	16	501	89	89	84	21	21	20	11	11	10	0	0	1	0	144
	17	966	132	134	135	41	40	40	26	29	30	5	3	6	6	339
	18	882	132	124	129	33	39	35	19	22	18	1	2	3	0	325
	19	642	109	110	110	20	22	20	18	20	19	3	2	4	0	185
	20	993	165	166	163	29	33	27	26	26	26	7	6	7	3	309
	21	654	99	100	102	25	25	23	23	25	24	1	2	3	0	202
	22	1,122	199	194	203	41	46	45	26	27	26	2	4	3	3	303
	23	537	84	82	90	27	26	21	14	13	12	5	5	5	3	150
	24	786	130	125	125	27	31	27	21	24	24	1	1	1	0	249
	25	813	141	146	139	33	34	32	12	12	16	6	5	5	0	232

TOWN OF HENRIETTA
TOWN JUSTICE
(VOTE FOR 3)

LEGISLATIVE DISTRICT OR TOWN	ELECTION DISTRICT	TOTAL VOTES	JOHN G. PERICAK	JAMES F. BEIKIRCH	STEVEN M. DONSKY	JOHN G. PERICAK	JAMES F. BEIKIRCH	STEVEN M. DONSKY	JOHN G. PERICAK	JAMES F. BEIKIRCH	STEVEN M. DONSKY	JOHN G. PERICAK	JAMES F. BEIKIRCH	STEVEN M. DONSKY	SCATTER	BLANK AND VOID
			REP	REP	REP	CON	CON	CON	IND	IND	IND	REF	REF	REF		
Henrietta																
	26	1,488	240	235	233	64	63	61	41	35	34	2	3	4	3	470
	27	1,278	234	230	234	38	45	37	29	30	29	5	7	7	8	345
	28	885	154	150	157	30	28	28	26	27	27	5	6	9	0	238
	29	1,728	231	234	233	63	62	62	40	40	41	10	7	10	1	694
	30	1,368	212	215	212	42	44	43	40	36	38	4	3	3	0	476
	31	477	56	54	54	19	20	16	14	11	12	0	0	0	0	221
	32	1,098	178	177	178	24	23	23	19	20	21	4	3	3	0	425
	33	474	75	73	72	18	16	19	9	9	10	0	0	0	3	170
	34	357	58	63	62	10	8	8	8	8	8	0	1	0	0	123
	35	894	163	163	162	35	37	36	20	20	23	3	3	2	0	227
GRAND TOTAL:		<u>28,266</u>	<u>4,496</u>	<u>4,466</u>	<u>4,479</u>	<u>1,043</u>	<u>1,089</u>	<u>1,022</u>	<u>703</u>	<u>722</u>	<u>717</u>	<u>91</u>	<u>96</u>	<u>107</u>	<u>58</u>	<u>9,177</u>

TOWN OF HENRIETTA
MEMBER OF TOWN COUNCIL
(VOTE FOR 2)

LEGISLATIVE DISTRICT OR TOWN	ELECTION DISTRICT	TOTAL VOTES	ROBERT BARLEY, JR.	MICHAEL J.	STAFFORD	SCOTT M.	M. ADAIR	M. RICK PAGE	SCOTT M.	M. ADAIR	M. RICK PAGE	ROBERT BARLEY, JR.	MICHAEL J.	STAFFORD	SCOTT M.	M. ADAIR	M. RICK PAGE	SCOTT M.	M. ADAIR	M. RICK PAGE	BLANK AND VOID	
			DEM	DEM	REP	REP	CON	CON	WOR	WOR	IND	IND	REF	REF	SCATTER							
Henrietta																						
	1	636	116	96	136	147	32	32	7	5	8	8	1	1	0	47						
	2	452	80	72	88	93	21	19	9	6	10	10	4	2	1	37						
	3	164	23	21	35	41	5	5	5	2	3	4	1	1	0	18						
	4	452	113	103	71	76	16	14	3	4	7	7	0	0	0	38						
	5	534	97	86	96	92	28	36	3	4	11	9	2	2	0	68						
	6	498	70	71	102	104	33	24	8	7	9	11	0	1	2	56						
	7	480	113	101	73	83	24	20	6	6	8	7	0	1	0	38						
	8	530	108	101	97	103	16	21	12	6	12	10	0	2	0	42						
	9	346	76	74	62	56	12	13	4	3	3	4	1	1	0	37						
	10	468	85	76	85	91	20	25	8	8	10	11	2	1	0	46						
	11	404	96	94	59	59	17	19	3	5	7	7	1	2	2	33						
	12	442	77	60	79	91	22	24	6	6	18	21	0	0	0	38						
	13	580	135	131	89	85	32	34	9	10	7	6	0	1	0	41						
	14	354	67	58	72	79	14	13	4	5	3	3	1	1	0	34						
	15	542	102	91	99	108	28	25	2	1	8	11	1	1	0	65						
	16	334	65	60	66	65	14	18	6	4	6	6	0	0	0	24						
	17	644	146	122	100	97	32	33	12	13	13	21	1	0	0	54						
	18	588	114	116	100	112	28	30	6	5	4	3	1	1	0	68						
	19	428	86	79	80	99	16	13	9	6	8	8	1	1	0	22						
	20	662	140	125	129	130	23	20	11	9	10	12	1	2	0	50						
	21	436	85	80	78	86	18	21	14	14	7	6	0	0	0	27						
	22	748	126	112	162	165	39	41	9	12	9	8	0	0	0	65						
	23	358	68	70	61	60	21	20	9	7	8	3	1	1	0	29						
	24	524	91	84	107	111	19	19	10	10	10	9	0	2	0	52						
	25	542	84	70	118	129	29	22	3	3	12	11	2	2	2	55						

TOWN OF IRONDEQUOIT
SUPERVISOR

LEGISLATIVE DISTRICT OR TOWN	ELECTION DISTRICT	TOTAL VOTES	ADAM J. BELLO DEM	ADAM J. BELLO CON	ADAM J. BELLO WOR	ADAM J. BELLO IND	SCATTER	BLANK AND VOID
Irondequoit								
	1	213	127	40	4	9	1	32
	2	144	91	31	3	6	1	12
	3	214	121	31	6	19	0	37
	4	81	44	15	1	7	1	13
	5	152	92	21	9	6	0	24
	6	321	206	41	10	16	3	45
	7	301	179	61	6	11	0	44
	8	190	114	32	2	7	1	34
	9	190	112	31	3	7	1	36
	10	250	142	47	9	9	4	39
	11	102	62	18	4	4	0	14
	12	115	67	16	6	9	2	15
	13	244	164	23	6	8	0	43
	14	237	135	56	10	11	0	25
	15	265	152	43	7	12	2	49
	16	355	219	64	11	16	0	45
	17	145	81	20	5	10	2	27
	18	172	105	30	0	5	2	30
	19	172	104	27	10	5	0	26
	20	199	123	36	5	12	1	22
	21	173	101	31	6	6	0	29
	22	248	155	42	7	7	2	35
	23	184	125	21	8	8	2	20
	24	189	116	22	9	9	1	32
	25	181	106	29	7	8	1	30
	26	107	71	9	6	3	0	18
	27	153	74	33	7	11	2	26
	28	148	70	32	3	8	2	33
	29	131	79	17	6	6	1	22
	30	187	101	35	9	9	0	33
	31	261	163	30	14	15	1	38
	32	166	106	23	8	10	0	19
	33	135	78	32	3	2	1	19
	34	278	140	49	4	10	2	73
	35	112	73	11	7	12	0	9
	36	72	39	8	1	3	0	21
	37	126	64	21	2	3	1	35
	38	95	51	19	5	3	0	17
	39	61	40	5	0	4	0	12
	40	129	70	25	2	9	2	21
	41	150	90	16	3	7	0	34
	42	213	112	48	10	11	4	28
	43	125	69	20	5	8	0	23
	44	410	257	51	8	22	0	72
	45	133	79	21	2	8	2	21
	46	158	89	23	3	6	0	37

TOWN OF IRONDEQUOIT
SUPERVISOR

LEGISLATIVE DISTRICT OR TOWN	ELECTION DISTRICT	TOTAL VOTES	ADAM	ADAM	ADAM	ADAM	SCATTER	BLANK AND VOID
			J. BELLO DEM	J. BELLO CON	J. BELLO WOR	J. BELLO IND		
Irondequoit								
	47	65	37	17	1	1	0	9
	48	194	109	34	4	15	0	32
	49	253	140	39	6	9	1	58
	50	91	64	11	1	1	0	14
	51	272	159	48	6	11	0	48
	52	143	95	11	4	6	0	27
	53	145	95	16	6	3	0	25
	54	49	33	7	2	1	0	6
	55	192	127	17	7	11	0	30
	56	160	105	29	5	3	0	18
	57	256	151	41	4	6	0	54
	58	201	107	33	13	12	0	36
	59	164	89	29	4	6	1	35
	60	189	105	31	5	13	0	35
	61	253	137	37	7	11	1	60
	62	209	116	48	4	13	0	28
	63	141	86	22	3	5	1	24
	64	41	29	3	1	1	0	7
	65	105	74	12	5	4	0	10
	66	53	39	6	2	2	0	4
	67	136	79	23	7	2	0	25
	68	153	90	23	4	5	3	28
GRAND TOTAL:		<u>11,852</u>	<u>7,024</u>	<u>1,893</u>	<u>363</u>	<u>538</u>	<u>52</u>	<u>1,982</u>

TOWN OF IRONDEQUOIT
TOWN JUSTICE

LEGISLATIVE DISTRICT OR TOWN	ELECTION DISTRICT	TOTAL VOTES	NATHAN A. VAN LOON DEM	PATRICK K. RUSSI REP	PATRICK K. RUSSI CON	NATHAN A. VAN LOON WOR	PATRICK K. RUSSI IND	PATRICK K. RUSSI REF	SCATTER	BLANK AND VOID
Irondequoit										
	1	213	72	79	30	4	9	2	0	17
	2	144	59	48	18	4	5	2	0	8
	3	214	90	61	24	7	12	1	0	19
	4	81	26	30	8	4	4	2	0	7
	5	152	79	38	13	9	2	1	0	10
	6	321	132	108	33	15	17	1	0	15
	7	301	111	122	35	5	13	0	0	15
	8	190	56	98	11	1	12	2	0	10
	9	190	59	93	10	3	8	0	0	17
	10	250	71	125	27	2	13	1	0	11
	11	102	52	28	7	7	3	0	0	5
	12	115	53	25	10	8	11	0	0	8
	13	244	89	96	20	5	16	3	0	15
	14	237	94	71	35	10	7	3	0	17
	15	265	79	120	23	8	11	3	0	21
	16	355	133	146	36	6	14	1	0	19
	17	145	64	45	15	5	5	3	0	8
	18	172	73	58	11	5	8	1	0	16
	19	172	86	40	14	7	3	0	0	22
	20	199	74	89	16	5	8	0	0	7
	21	173	61	60	21	6	10	0	0	15
	22	248	95	88	29	8	9	0	0	19
	23	184	95	51	7	4	7	0	0	20
	24	189	73	68	18	6	3	2	0	19
	25	181	72	69	12	4	6	2	0	16
	26	107	57	27	7	2	1	0	0	13
	27	153	31	84	19	4	11	2	0	2
	28	148	34	75	20	4	6	0	0	9
	29	131	59	39	12	6	7	0	0	8
	30	187	64	74	16	6	13	0	0	14
	31	261	95	101	23	11	12	1	0	18
	32	166	61	70	11	7	6	1	0	10
	33	135	48	56	12	5	3	0	0	11
	34	278	93	135	24	3	5	2	0	16
	35	112	58	28	7	8	2	0	0	9
	36	72	29	26	6	4	3	0	0	4
	37	126	36	61	13	0	4	1	0	11
	38	95	44	24	13	2	3	0	0	9
	39	61	24	21	3	0	4	0	0	9
	40	129	41	52	15	5	9	1	0	6
	41	150	71	44	15	3	3	0	0	14
	42	213	53	97	26	6	20	0	0	11
	43	125	53	32	17	5	7	1	0	10
	44	410	122	201	26	6	17	5	0	33
	45	133	47	54	12	3	7	0	0	10

TOWN OF IRONDEQUOIT
TOWN JUSTICE

LEGISLATIVE DISTRICT OR TOWN	ELECTION DISTRICT	TOTAL VOTES	NATHAN A. VAN LOON DEM	PATRICK K. RUSSI REP	PATRICK K. RUSSI CON	NATHAN A. VAN LOON WOR	PATRICK K. RUSSI IND	PATRICK K. RUSSI REF	SCATTER	BLANK AND VOID
Irondequoit										
	46	158	47	82	13	2	5	0	0	9
	47	65	21	35	4	1	0	1	0	3
	48	194	66	80	23	6	8	0	0	11
	49	253	98	103	18	2	10	2	0	20
	50	91	44	25	5	0	1	1	0	15
	51	272	95	106	20	8	15	1	0	27
	52	143	63	48	6	5	4	1	0	16
	53	145	51	58	6	6	5	1	0	18
	54	49	14	19	5	1	1	0	0	9
	55	192	89	52	11	9	10	3	0	18
	56	160	69	56	18	6	2	0	0	9
	57	256	95	111	24	3	4	1	0	18
	58	201	71	67	27	7	14	0	0	15
	59	164	63	65	14	3	4	0	0	15
	60	189	77	69	16	5	8	0	0	14
	61	253	86	101	33	7	7	1	0	18
	62	209	74	81	28	4	12	0	0	10
	63	141	47	65	7	0	8	2	0	12
	64	41	21	14	1	1	0	0	0	4
	65	105	52	28	6	5	4	0	0	10
	66	53	30	11	4	0	3	0	0	5
	67	136	42	57	14	3	2	0	0	18
	68	153	57	57	13	5	2	1	0	18
GRAND TOTAL:		11,852	4,440	4,547	1,096	327	488	59	0	895

TOWN OF IRONDEQUOIT
MEMBER OF TOWN COUNCIL
(VOTE FOR 2)

LEGISLATIVE DISTRICT OR TOWN	ELECTION DISTRICT	TOTAL VOTES	NICOLE HUSHLA-RE	JOHN PERTICONE	TONY PROIETTI	GREGORY J. DEVLIN	TONY PROIETTI	JOHN PERTICONE	NICOLE HUSHLA-RE	JOHN PERTICONE	TONY PROIETTI	JOHN PERTICONE	TONY PROIETTI	SCATTER	BLANK AND VOID
			DEM	DEM	REP	REP	CON	CON	WOR	WOR	IND	IND	REF		
Irondequoit															
	1	426	100	100	58	62	24	21	7	4	5	4	3	0	38
	2	288	60	72	50	32	14	16	6	4	6	3	1	0	24
	3	428	108	101	60	54	18	14	9	3	12	13	0	0	36
	4	162	33	39	27	20	5	8	6	4	3	5	0	0	12
	5	304	79	76	40	38	16	15	10	8	3	4	1	0	14
	6	642	177	169	82	70	22	25	19	11	9	8	4	2	44
	7	602	148	150	88	81	28	31	8	5	10	14	1	0	38
	8	380	96	92	70	65	11	15	3	3	4	2	2	0	17
	9	380	80	78	89	66	13	13	6	1	5	4	0	0	25
	10	500	139	115	74	75	22	21	13	4	4	5	2	1	25
	11	204	52	53	29	28	7	10	8	4	1	3	1	0	8
	12	230	68	67	22	18	9	9	7	7	4	3	1	0	15
	13	488	132	143	63	52	19	19	6	3	11	4	0	0	36
	14	474	109	106	72	51	29	39	15	8	5	10	2	0	28
	15	530	109	131	103	74	22	21	11	8	9	8	1	0	33
	16	710	177	180	128	82	22	35	14	8	13	9	1	0	41
	17	290	70	73	46	38	11	15	12	7	4	3	0	0	11
	18	344	90	91	50	48	14	14	3	1	3	5	0	0	25
	19	344	88	95	44	36	17	14	10	7	4	6	1	0	22
	20	398	95	97	67	66	14	18	6	4	7	4	1	0	19
	21	346	80	80	53	40	22	22	7	6	8	5	1	0	22
	22	496	108	126	92	58	32	32	7	5	7	1	5	0	23
	23	368	94	103	51	42	8	15	7	6	5	3	1	0	33
	24	378	96	86	60	44	12	12	8	7	5	4	2	3	39
	25	362	82	87	68	44	13	13	8	6	5	8	2	0	26
	26	214	59	52	26	23	4	9	3	5	2	3	1	0	27

TOWN OF IRONDEQUOIT
MEMBER OF TOWN COUNCIL
(VOTE FOR 2)

LEGISLATIVE DISTRICT OR TOWN	ELECTION DISTRICT	TOTAL VOTES	NICOLE HUSHLA-RE	JOHN PERTICONE	TONY PROIETTI	GREGORY J. DEVLIN	TONY PROIETTI	JOHN PERTICONE	NICOLE HUSHLA-RE	JOHN PERTICONE	TONY PROIETTI	JOHN PERTICONE	TONY PROIETTI	SCATTER	BLANK AND VOID
			DEM	DEM	REP	REP	CON	CON	WOR	WOR	IND	IND	REF		
Irondequoit															
	27	306	67	65	45	38	12	20	9	6	10	9	0	0	25
	28	296	41	50	72	61	14	14	3	3	7	5	0	2	24
	29	262	65	58	33	37	11	13	7	4	7	6	1	1	19
	30	374	78	76	61	62	13	14	12	9	5	7	0	0	37
	31	522	133	131	78	49	19	24	20	12	7	9	3	0	37
	32	332	82	82	60	33	14	14	11	7	6	4	0	0	19
	33	270	59	56	54	38	11	13	5	6	3	2	0	0	23
	34	556	105	114	115	95	20	29	7	3	7	7	2	0	52
	35	224	62	66	20	20	4	8	9	6	5	6	0	0	18
	36	144	34	32	21	22	5	7	1	1	5	4	0	0	12
	37	252	50	49	51	47	6	7	2	3	2	1	1	0	33
	38	190	41	48	27	22	9	8	6	3	1	2	0	0	23
	39	122	26	29	17	15	3	3	0	2	5	2	1	0	19
	40	258	63	56	35	26	11	22	7	2	8	8	1	0	19
	41	300	75	76	44	44	12	6	6	4	5	3	0	0	25
	42	426	93	104	65	59	14	27	13	6	14	7	0	0	24
	43	250	54	56	30	37	14	11	6	5	6	7	1	0	23
	44	820	173	202	150	115	26	32	18	12	14	13	0	1	64
	45	266	60	55	51	42	11	15	3	2	6	6	0	0	15
	46	316	56	77	64	53	12	11	6	3	4	5	0	1	24
	47	130	27	31	29	16	5	9	1	1	0	1	1	0	9
	48	388	92	85	61	55	19	18	8	6	8	11	0	0	25
	49	506	117	117	89	84	18	21	7	3	9	2	2	0	37
	50	182	36	53	31	18	4	7	3	1	1	1	2	0	25
	51	544	131	137	77	62	22	32	13	4	11	12	1	0	42
	52	286	79	78	45	28	3	6	7	2	3	5	1	0	29

TOWN OF IRONDEQUOIT
MEMBER OF TOWN COUNCIL
(VOTE FOR 2)

LEGISLATIVE DISTRICT OR TOWN	ELECTION DISTRICT	TOTAL VOTES	NICOLE HUSHLA-RE	JOHN PERTICONE	TONY PROIETTI	GREGORY J. DEVLIN	TONY PROIETTI	JOHN PERTICONE	NICOLE HUSHLA-RE	JOHN PERTICONE	TONY PROIETTI	JOHN PERTICONE	TONY PROIETTI	SCATTER	BLANK AND VOID
			DEM	DEM	REP	REP	CON	CON	WOR	WOR	IND	IND	REF		
Irondequoit															
	53	290	77	77	45	29	6	6	5	7	4	4	1	0	29
	54	98	27	22	12	9	4	7	1	1	1	1	0	0	13
	55	384	109	101	53	44	7	12	7	7	7	4	3	1	29
	56	320	88	78	42	45	13	15	6	7	1	1	0	0	24
	57	512	114	125	93	73	17	30	9	3	2	1	0	0	45
	58	402	80	84	60	51	21	22	10	10	13	9	1	0	41
	59	328	73	69	50	49	14	18	5	3	3	6	1	1	36
	60	378	89	85	58	43	16	19	6	4	9	8	0	0	41
	61	506	110	112	97	78	26	20	6	3	6	10	2	1	35
	62	418	100	102	71	53	26	22	4	2	8	8	0	0	22
	63	282	73	72	48	35	6	14	2	2	7	4	1	0	18
	64	82	23	26	13	10	1	1	0	0	0	0	0	0	8
	65	210	59	63	20	18	8	10	5	4	4	3	0	0	16
	66	106	27	32	14	8	3	4	0	0	3	1	0	0	14
	67	272	54	61	45	36	11	17	5	8	4	0	0	0	31
	68	306	74	70	51	41	8	16	9	4	4	0	0	0	29
GRAND TOTAL:		<u>23,704</u>	<u>5,605</u>	<u>5,724</u>	<u>3,809</u>	<u>3,107</u>	<u>927</u>	<u>1,100</u>	<u>489</u>	<u>320</u>	<u>389</u>	<u>346</u>	<u>60</u>	<u>14</u>	<u>1,814</u>

TOWN OF MENDON
SUPERVISOR

LEGISLATIVE DISTRICT OR TOWN	ELECTION DISTRICT	TOTAL VOTES	JOHN D. MOFFITT	JOHN D. MOFFITT	JOHN D. MOFFITT	JOHN D. MOFFITT	SCATTER	BLANK AND VOID
			REP	CON	IND	REF		
Mendon	1	257	143	26	30	6	1	51
	2	216	122	17	19	5	1	52
	3	284	169	39	23	0	1	52
	4	187	95	19	22	7	1	43
	5	264	143	39	18	2	0	62
	6	211	115	28	25	2	1	40
	7	265	151	35	16	3	2	58
	8	81	45	9	7	3	0	17
	9	210	122	21	17	4	0	46
GRAND TOTAL:		<u>1,975</u>	<u>1,105</u>	<u>233</u>	<u>177</u>	<u>32</u>	<u>7</u>	<u>421</u>

TOWN OF MENDON
TOWN CLERK

LEGISLATIVE DISTRICT OR TOWN	ELECTION DISTRICT	TOTAL VOTES	JAMES P. MERZKE	JAMES P. MERZKE	JAMES P. MERZKE	JAMES P. MERZKE	SCATTER	BLANK AND VOID
			REP	CON	IND	REF		
Mendon	1	257	144	27	29	6	1	50
	2	216	112	20	21	4	0	59
	3	284	172	38	24	1	0	49
	4	187	97	22	19	5	1	43
	5	264	149	35	23	0	0	57
	6	211	118	28	24	2	1	38
	7	265	157	37	17	1	1	52
	8	81	41	11	6	1	0	22
	9	210	122	22	18	5	0	43
GRAND TOTAL:		<u>1,975</u>	<u>1,112</u>	<u>240</u>	<u>181</u>	<u>25</u>	<u>4</u>	<u>413</u>

TOWN OF MENDON
TOWN JUSTICE

LEGISLATIVE DISTRICT OR TOWN	ELECTION DISTRICT	TOTAL VOTES	WILLIAM P. FLETCHER REP	WILLIAM P. FLETCHER CON	WILLIAM P. FLETCHER IND	WILLIAM P. FLETCHER REF	SCATTER	BLANK AND VOID
Mendon	1	257	143	27	29	6	1	51
	2	216	109	23	21	4	0	59
	3	284	162	39	24	0	0	59
	4	187	92	20	19	5	0	51
	5	264	144	33	17	2	0	68
	6	211	113	29	22	4	1	42
	7	265	152	35	16	1	2	59
	8	81	41	11	7	1	0	21
	9	210	120	22	17	2	0	49
GRAND TOTAL:		<u>1,975</u>	<u>1,076</u>	<u>239</u>	<u>172</u>	<u>25</u>	<u>4</u>	<u>459</u>

TOWN OF MENDON
MEMBER OF TOWN COUNCIL
4 YEAR TERM
(VOTE FOR 2)

LEGISLATIVE DISTRICT OR TOWN	ELECTION DISTRICT	TOTAL VOTES	MICHAEL E. ROBERTS REP	THOMAS G. DUBOIS REP	MICHAEL E. ROBERTS CON	THOMAS G. DUBOIS CON	MICHAEL E. ROBERTS IND	THOMAS G. DUBOIS IND	MICHAEL E. ROBERTS REF	THOMAS G. DUBOIS REF	SCATTER	BLANK AND VOID
Mendon	1	514	133	132	26	26	29	29	7	7	3	122
	2	432	105	99	20	20	20	20	4	5	0	139
	3	568	159	157	38	38	23	22	0	0	0	131
	4	374	90	83	21	22	18	18	4	5	2	111
	5	528	137	136	35	34	17	16	2	3	1	147
	6	422	112	110	32	28	23	22	0	2	2	91
	7	530	146	147	34	37	16	16	1	1	3	129
	8	162	41	41	10	10	8	7	1	1	0	43
	9	420	111	116	23	22	14	16	3	5	0	110
GRAND TOTAL:		<u>3,950</u>	<u>1,034</u>	<u>1,021</u>	<u>239</u>	<u>237</u>	<u>168</u>	<u>166</u>	<u>22</u>	<u>29</u>	<u>11</u>	<u>1,023</u>

TOWN OF MENDON
MEMBER OF TOWN COUNCIL
2 YEAR TERM

LEGISLATIVE DISTRICT OR TOWN	ELECTION DISTRICT	TOTAL VOTES	JOHN L. HAGREEN REP	JOHN L. HAGREEN REF	SCATTER	BLANK AND VOID
Mendon						
	1	257	165	19	1	72
	2	216	126	16	1	73
	3	284	184	12	0	88
	4	187	101	19	1	66
	5	264	162	10	1	91
	6	211	131	12	1	67
	7	265	174	8	1	82
	8	81	50	4	0	27
	9	210	138	13	0	59
GRAND TOTAL:		<u>1,975</u>	<u>1,231</u>	<u>113</u>	<u>6</u>	<u>625</u>

TOWN OF MENDON
SUPERINTENDENT OF HIGHWAYS

LEGISLATIVE DISTRICT OR TOWN	ELECTION DISTRICT	TOTAL VOTES	WILLIAM E. SMITH REP	WILLIAM E. SMITH CON	WILLIAM E. SMITH IND	WILLIAM E. SMITH REF	SCATTER	BLANK AND VOID
Mendon								
	1	257	143	28	29	10	1	46
	2	216	108	19	23	6	0	60
	3	284	167	37	24	2	1	53
	4	187	88	22	22	6	1	48
	5	264	145	33	17	2	0	67
	6	211	117	27	23	2	1	41
	7	265	148	36	18	4	1	58
	8	81	40	7	6	1	0	27
	9	210	128	20	15	6	0	41
GRAND TOTAL:		1,975	1,084	229	177	39	5	441

TOWN OF OGDEN
SUPERVISOR

LEGISLATIVE DISTRICT OR TOWN	ELECTION DISTRICT	TOTAL VOTES	GAY H. LENHARD	GAY H. LENHARD	GAY H. LENHARD	GAY H. LENHARD	SCATTER	BLANK AND VOID
			REP	CON	IND	REF		
Ogden								
	1	157	81	24	9	0	1	42
	2	227	126	34	16	0	1	50
	3	230	130	30	15	3	0	52
	4	174	89	36	16	0	0	33
	5	157	79	28	12	2	3	33
	6	190	98	29	12	2	0	49
	7	107	59	22	2	1	2	21
	8	185	112	18	4	0	0	51
	9	150	87	17	6	2	1	37
	10	197	101	36	17	4	0	39
	11	169	83	38	12	0	0	36
	12	195	114	33	11	5	0	32
	13	143	84	18	9	3	1	28
	14	140	66	24	10	1	0	39
	15	224	124	30	18	1	2	49
	16	118	61	22	6	2	0	27
	17	134	74	19	10	2	2	27
	18	183	98	37	11	3	4	30
	19	232	139	43	14	1	2	33
	20	218	113	41	16	0	0	48
GRAND TOTAL:		<u>3,530</u>	<u>1,918</u>	<u>579</u>	<u>226</u>	<u>32</u>	<u>19</u>	<u>756</u>

TOWN OF OGDEN
TOWN CLERK

LEGISLATIVE DISTRICT OR TOWN	ELECTION DISTRICT	TOTAL VOTES	NOELLE M. BURLEY REP	NOELLE M. BURLEY CON	NOELLE M. BURLEY IND	NOELLE M. BURLEY REF	SCATTER	BLANK AND VOID
Ogden								
	1	157	82	24	8	0	0	43
	2	227	130	35	17	0	1	44
	3	230	122	30	16	3	0	59
	4	174	90	34	16	1	0	33
	5	157	83	34	12	2	2	24
	6	190	99	28	13	2	0	48
	7	107	58	20	5	1	0	23
	8	185	109	17	8	0	0	51
	9	150	89	19	7	2	0	33
	10	197	96	37	15	3	0	46
	11	169	83	37	14	0	0	35
	12	195	111	34	9	6	0	35
	13	143	90	20	8	2	1	22
	14	140	69	25	9	1	0	36
	15	224	125	28	15	1	1	54
	16	118	69	23	5	2	0	19
	17	134	72	19	10	2	0	31
	18	183	101	35	12	2	2	31
	19	232	141	42	13	2	1	33
	20	218	112	41	14	1	0	50
GRAND TOTAL:		<u>3,530</u>	<u>1,931</u>	<u>582</u>	<u>226</u>	<u>33</u>	<u>8</u>	<u>750</u>

TOWN OF OGDEN
TOWN JUSTICE

<u>LEGISLATIVE DISTRICT OR TOWN</u>	<u>ELECTION DISTRICT</u>	<u>TOTAL VOTES</u>	<u>MICHAEL P. SCHIANO REP</u>	<u>MICHAEL P. SCHIANO CON</u>	<u>MICHAEL P. SCHIANO IND</u>	<u>MICHAEL P. SCHIANO REF</u>	<u>SCATTER</u>	<u>BLANK AND VOID</u>
Ogden	1	157	79	25	9	0	0	44
	2	227	129	34	19	0	1	44
	3	230	123	32	14	2	0	59
	4	174	90	34	15	1	0	34
	5	157	80	33	12	2	1	29
	6	190	98	26	15	3	0	48
	7	107	54	21	5	1	0	26
	8	185	113	19	8	0	1	44
	9	150	87	18	9	2	0	34
	10	197	97	33	15	5	0	47
	11	169	82	36	14	0	0	37
	12	195	113	34	11	4	0	33
	13	143	90	20	9	2	1	21
	14	140	74	24	10	1	0	31
	15	224	126	28	16	2	1	51
	16	118	68	22	4	1	0	23
	17	134	72	21	12	1	0	28
	18	183	100	37	12	2	1	31
	19	232	143	47	15	2	1	24
	20	218	111	44	15	1	0	47
GRAND TOTAL:		<u>3,530</u>	<u>1,929</u>	<u>588</u>	<u>239</u>	<u>32</u>	<u>7</u>	<u>735</u>

TOWN OF OGDEN
MEMBER OF TOWN COUNCIL
(VOTE FOR 2)

LEGISLATIVE DISTRICT OR TOWN	ELECTION DISTRICT	TOTAL VOTES	DAVID F. FEENEY REP	MALCOLM E. PERRY REP	DAVID F. FEENEY CON	MALCOLM E. PERRY CON	DAVID F. FEENEY IND	MALCOLM E. PERRY IND	DAVID F. FEENEY REF	MALCOLM E. PERRY REF	SCATTER	BLANK AND VOID
Ogden	1	314	80	74	26	26	8	8	0	0	0	92
	2	454	130	123	32	34	17	17	0	0	2	99
	3	460	122	120	31	30	17	15	2	3	0	120
	4	348	83	80	37	39	16	16	1	1	0	75
	5	314	83	80	33	30	12	10	2	1	2	61
	6	380	95	93	26	28	17	14	2	4	0	101
	7	214	58	56	20	22	5	4	2	1	0	46
	8	370	110	104	19	19	6	5	0	0	0	107
	9	300	80	77	19	19	9	10	2	2	0	82
	10	394	96	97	33	36	16	15	4	3	0	94
	11	338	83	81	38	38	13	14	0	0	0	71
	12	390	109	109	35	34	12	11	4	3	0	73
	13	286	84	80	24	21	9	9	1	1	2	55
	14	280	67	69	26	25	10	10	1	2	0	70
	15	448	119	109	30	30	14	14	1	1	2	128
	16	236	60	65	23	22	3	3	2	2	0	56
	17	268	71	63	22	22	10	13	1	1	1	64
	18	366	99	97	36	35	12	12	2	2	2	69
	19	464	135	130	45	41	14	15	2	2	0	80
	20	436	112	108	42	41	16	15	0	0	0	102
GRAND TOTAL:		<u>7,060</u>	<u>1,876</u>	<u>1,815</u>	<u>597</u>	<u>592</u>	<u>236</u>	<u>230</u>	<u>29</u>	<u>29</u>	<u>11</u>	<u>1,645</u>

TOWN OF PARMA
SUPERVISOR

LEGISLATIVE DISTRICT OR TOWN	ELECTION DISTRICT	TOTAL VOTES	JAMES M. SMITH	JAMES M. SMITH	JAMES M. SMITH	JAMES M. SMITH	SCATTER	BLANK AND VOID
			REP	CON	IND	REF		
Parma								
	1	205	111	41	17	2	0	34
	2	196	120	33	7	0	1	35
	3	140	94	22	8	1	0	15
	4	171	93	31	8	1	2	36
	5	124	70	20	6	2	1	25
	6	84	46	14	7	0	0	17
	7	181	104	28	10	3	0	36
	8	281	157	42	24	2	2	54
	9	172	85	33	15	1	0	38
	10	186	101	41	13	2	1	28
	11	199	99	38	16	3	0	43
	12	157	95	20	13	0	2	27
	13	261	135	48	18	3	0	57
	14	110	64	16	8	0	0	22
	15	180	87	38	22	3	0	30
GRAND TOTAL:		<u>2,647</u>	<u>1,461</u>	<u>465</u>	<u>192</u>	<u>23</u>	<u>9</u>	<u>497</u>

TOWN OF PARMA
TOWN JUSTICE
(VOTE FOR 2)

LEGISLATIVE DISTRICT OR TOWN	ELECTION DISTRICT	TOTAL VOTES	RICHARD E. ALEXANDER REP	MICHAEL A. SCIORTINO REP	RICHARD E. ALEXANDER CON	MICHAEL A. SCIORTINO CON	MICHAEL A. SCIORTINO WOR	RICHARD E. ALEXANDER IND	MICHAEL A. SCIORTINO IND	RICHARD E. ALEXANDER REF	MICHAEL A. SCIORTINO REF	SCATTER	BLANK AND VOID
Parma													
	1	410	105	110	43	43	5	17	17	0	1	0	69
	2	392	115	124	29	29	3	6	4	0	0	0	82
	3	280	89	85	20	22	7	8	4	1	0	0	44
	4	342	93	95	29	29	3	8	7	2	1	2	73
	5	248	60	68	19	18	5	7	6	2	1	1	61
	6	168	42	45	13	15	2	5	5	0	1	0	40
	7	362	99	105	27	30	5	7	7	5	2	0	75
	8	562	152	159	38	42	9	20	20	2	2	0	118
	9	344	88	92	33	34	4	13	16	1	0	0	63
	10	372	99	104	39	40	2	13	11	1	2	0	61
	11	398	98	99	35	38	4	16	12	4	4	0	88
	12	314	94	83	24	26	7	12	10	0	0	2	56
	13	522	126	135	46	41	2	16	16	5	4	0	131
	14	220	65	65	16	16	2	7	7	0	0	0	42
	15	360	86	93	37	35	5	19	18	1	1	0	65
GRAND TOTAL:		<u>5,294</u>	<u>1,411</u>	<u>1,462</u>	<u>448</u>	<u>458</u>	<u>65</u>	<u>174</u>	<u>160</u>	<u>24</u>	<u>19</u>	<u>5</u>	<u>1,068</u>

TOWN OF PARMA
MEMBER OF TOWN COUNCIL
(VOTE FOR 2)

LEGISLATIVE DISTRICT OR TOWN	ELECTION DISTRICT	TOTAL VOTES	GARY L. COMARDO	KYLE D. MULLEN	GARY L. COMARDO	KYLE D. MULLEN	GARY L. COMARDO	KYLE D. MULLEN	GARY L. COMARDO	KYLE D. MULLEN	SCATTER	BLANK AND VOID
			REP	REP	CON	CON	IND	IND	REF	REF		
Parma												
	1	410	110	104	39	40	17	16	0	1	0	83
	2	392	109	116	31	30	6	6	1	2	1	90
	3	280	86	85	24	24	7	7	1	1	0	45
	4	342	94	96	30	27	8	7	1	1	2	76
	5	248	61	65	20	20	7	8	2	2	2	61
	6	168	43	43	12	14	6	6	0	1	0	43
	7	362	100	97	29	32	7	7	3	4	0	83
	8	562	148	149	45	51	20	23	1	1	1	123
	9	344	81	91	32	35	15	14	1	2	0	73
	10	372	97	100	45	42	11	13	2	2	1	59
	11	398	99	95	36	39	14	15	2	3	0	95
	12	314	87	93	22	22	11	11	1	1	2	64
	13	522	127	129	44	41	15	19	4	3	0	140
	14	220	56	62	17	17	6	7	0	0	1	54
	15	360	88	88	36	37	20	18	1	2	0	70
GRAND TOTAL:		<u>5,294</u>	<u>1,386</u>	<u>1,413</u>	<u>462</u>	<u>471</u>	<u>170</u>	<u>177</u>	<u>20</u>	<u>26</u>	<u>10</u>	<u>1,159</u>

TOWN OF PARMA
SUPERINTENDENT OF HIGHWAYS

LEGISLATIVE DISTRICT OR TOWN	ELECTION DISTRICT	TOTAL VOTES	BRIAN F. SPEER	BRIAN F. SPEER	BRIAN F. SPEER	BRIAN F. SPEER	SCATTER	BLANK AND VOID
			REP	CON	IND	REF		
Parma								
	1	205	112	41	20	1	0	31
	2	196	117	29	6	3	1	40
	3	140	96	24	7	2	0	11
	4	171	102	27	11	1	0	30
	5	124	65	18	10	2	0	29
	6	84	44	14	7	0	1	18
	7	181	108	27	11	3	0	32
	8	281	159	44	23	2	1	52
	9	172	92	31	16	2	0	31
	10	186	96	39	13	1	1	36
	11	199	100	38	14	4	0	43
	12	157	94	22	12	0	2	27
	13	261	142	44	18	4	1	52
	14	110	65	17	8	0	0	20
	15	180	97	33	19	3	1	27
GRAND TOTAL:		<u>2,647</u>	<u>1,489</u>	<u>448</u>	<u>195</u>	<u>28</u>	<u>8</u>	<u>479</u>

TOWN OF PENFIELD
SUPERVISOR

LEGISLATIVE DISTRICT OR TOWN	ELECTION DISTRICT	TOTAL VOTES	TONY LAFOUNTAIN	TONY LAFOUNTAIN	TONY LAFOUNTAIN	TONY LAFOUNTAIN	SCATTER	BLANK AND VOID
			REP	CON	IND	REF		
Penfield								
	1	70	37	8	11	0	0	14
	2	183	102	15	24	3	1	38
	3	179	97	28	19	2	1	32
	4	231	136	43	19	2	2	29
	5	231	111	24	19	2	2	73
	6	162	102	17	9	2	2	30
	7	214	114	33	22	2	1	42
	8	138	73	15	10	2	0	38
	9	288	141	26	23	2	3	93
	10	136	75	14	20	2	0	25
	11	97	58	13	10	0	0	16
	12	194	114	24	10	1	0	45
	13	231	120	25	19	2	1	64
	14	244	154	27	22	1	0	40
	15	240	136	20	30	4	1	49
	16	90	35	10	17	4	2	22
	17	207	108	25	21	2	3	48
	18	153	93	12	16	5	1	26
	19	289	170	25	24	5	1	64
	20	226	128	28	21	1	1	47
	21	216	110	20	29	4	1	52
	22	164	77	16	20	2	3	46
	23	238	134	26	24	1	6	47
	24	263	139	31	34	4	1	54
	25	144	89	15	13	0	1	26
	26	107	66	13	10	1	0	17
	27	223	129	21	22	1	1	49
	28	149	86	21	19	2	1	20
	29	205	110	33	14	6	2	40
	30	280	161	35	24	1	3	56
	31	126	69	10	11	0	1	35
	32	119	75	11	9	3	0	21
	33	201	107	33	16	4	2	39
	34	171	93	21	16	1	1	39
	35	197	101	19	17	1	2	57
	36	149	88	17	16	2	1	25
	37	345	214	35	24	1	0	71
	38	138	90	11	9	2	2	24
	39	100	52	18	7	1	1	21
	40	196	115	16	18	1	0	46
	41	280	185	27	14	2	0	52
	42	147	89	21	13	0	0	24
GRAND TOTAL:		<u>7,961</u>	<u>4,483</u>	<u>902</u>	<u>745</u>	<u>84</u>	<u>51</u>	<u>1,696</u>

TOWN OF PENFIELD
TOWN JUSTICE

LEGISLATIVE DISTRICT OR TOWN	ELECTION DISTRICT	TOTAL VOTES	JOHN P. LOMENZO, JR. REP	JOHN P. LOMENZO, JR. CON	JOHN P. LOMENZO, JR. IND	SCATTER	BLANK AND VOID
Penfield							
	1	70	35	8	10	0	17
	2	183	96	16	26	1	44
	3	179	94	27	17	0	41
	4	231	131	42	19	2	37
	5	231	101	24	23	0	83
	6	162	101	16	12	1	32
	7	214	106	36	25	0	47
	8	138	69	16	10	1	42
	9	288	138	23	25	2	100
	10	136	69	14	18	1	34
	11	97	57	13	10	0	17
	12	194	104	21	8	0	61
	13	231	115	25	20	1	70
	14	244	144	31	25	1	43
	15	240	130	21	31	1	57
	16	90	32	8	21	0	29
	17	207	106	25	21	2	53
	18	153	91	13	18	0	31
	19	289	170	23	23	1	72
	20	226	117	30	22	1	56
	21	216	103	17	31	1	64
	22	164	75	16	21	0	52
	23	238	121	27	25	5	60
	24	263	142	29	37	0	55
	25	144	83	17	11	1	32
	26	107	64	11	11	0	21
	27	223	118	21	22	2	60
	28	149	85	19	20	0	25
	29	205	108	37	17	1	42
	30	280	154	33	28	1	64
	31	126	66	13	11	1	35
	32	119	72	12	10	0	25
	33	201	99	32	20	2	48
	34	171	92	21	15	1	42
	35	197	100	18	19	2	58
	36	149	87	17	15	1	29
	37	345	214	36	25	0	70
	38	138	91	12	9	1	25
	39	100	51	18	8	0	23
	40	196	111	16	18	0	51
	41	280	183	26	16	0	55
	42	147	86	22	13	0	26
GRAND TOTAL:		<u>7,961</u>	<u>4,311</u>	<u>902</u>	<u>786</u>	<u>34</u>	<u>1,928</u>

TOWN OF PENFIELD
MEMBER OF TOWN COUNCIL
(VOTE FOR 2)

LEGISLATIVE DISTRICT OR TOWN	ELECTION DISTRICT	TOTAL VOTES	ROB QUINN	LINDA W. KOHL	ROB QUINN	LINDA W. KOHL	ROB QUINN	LINDA W. KOHL	ROB QUINN	LINDA W. KOHL	SCATTER	BLANK AND VOID
			REP	REP	CON	CON	IND	IND	REF	REF		
Penfield												
	1	140	30	31	7	7	10	12	0	0	0	43
	2	366	96	97	16	16	25	25	1	1	1	88
	3	358	93	90	26	26	15	17	3	2	0	86
	4	462	129	126	42	42	19	19	2	2	3	78
	5	462	102	102	22	21	18	20	6	4	1	166
	6	324	94	96	18	17	10	11	2	1	3	72
	7	428	104	97	33	32	19	22	4	3	0	114
	8	276	69	68	13	14	11	11	0	1	0	89
	9	576	128	126	25	27	23	24	2	3	4	214
	10	272	67	68	15	14	16	18	0	0	0	74
	11	194	54	51	12	13	9	10	0	0	2	43
	12	388	106	101	24	27	7	7	1	1	0	114
	13	462	114	114	20	25	19	18	2	2	0	148
	14	488	141	140	28	32	23	22	1	3	2	96
	15	480	133	122	24	27	30	32	3	5	2	102
	16	180	31	36	7	8	18	17	4	2	1	56
	17	414	102	101	23	24	22	20	3	3	8	108
	18	306	92	91	11	12	15	15	4	3	0	63
	19	578	167	169	25	26	24	24	3	3	2	135
	20	452	116	119	32	34	21	21	1	2	1	105
	21	432	100	104	19	20	27	29	5	5	0	123
	22	328	72	72	16	16	18	16	1	2	6	109
	23	476	124	124	27	28	24	24	2	3	10	110
	24	526	138	141	28	28	32	31	6	4	1	117
	25	288	80	78	16	18	13	13	0	0	2	68

TOWN OF PENFIELD
MEMBER OF TOWN COUNCIL
(VOTE FOR 2)

LEGISLATIVE DISTRICT OR TOWN	ELECTION DISTRICT	TOTAL VOTES	ROB QUINN	LINDA W. KOHL	ROB QUINN	LINDA W. KOHL	ROB QUINN	LINDA W. KOHL	ROB QUINN	LINDA W. KOHL	SCATTER	BLANK AND VOID
			REP	REP	CON	CON	IND	IND	REF	REF		
Penfield												
	26	214	65	63	10	9	9	10	0	1	0	47
	27	446	123	118	21	20	18	17	2	2	3	122
	28	298	80	81	22	23	18	18	2	2	1	51
	29	410	107	103	33	32	14	14	5	5	3	94
	30	560	150	149	33	35	24	25	2	2	5	135
	31	252	64	67	11	9	10	10	1	1	3	76
	32	238	73	70	10	11	8	9	2	2	0	53
	33	402	102	104	29	31	18	19	3	3	5	88
	34	342	84	89	21	23	16	16	1	0	2	90
	35	394	94	93	20	18	17	16	1	1	4	130
	36	298	84	84	15	16	13	15	2	2	2	65
	37	690	200	203	36	35	23	25	0	1	0	167
	38	276	87	82	11	11	10	10	3	3	4	55
	39	200	47	48	17	16	8	7	1	1	0	55
	40	392	107	108	16	15	16	16	3	2	0	109
	41	560	176	174	28	28	15	17	2	2	2	116
	42	294	88	82	20	21	13	13	0	0	0	57
GRAND TOTAL:		<u>15,922</u>	<u>4,213</u>	<u>4,182</u>	<u>882</u>	<u>907</u>	<u>718</u>	<u>735</u>	<u>86</u>	<u>85</u>	<u>83</u>	<u>4,031</u>

TOWN OF PERINTON
SUPERVISOR

LEGISLATIVE DISTRICT OR TOWN	ELECTION DISTRICT	TOTAL VOTES	ED DUNN	MIKE BARKER	MIKE BARKER	MIKE BARKER	SCATTER	BLANK AND VOID
			DEM	REP	CON	IND		
Perinton								
	1	297	93	155	29	12	0	8
	2	229	79	117	12	9	1	11
	3	202	56	107	22	7	0	10
	4	152	50	74	11	9	0	8
	5	77	22	36	9	7	0	3
	6	172	62	89	10	6	0	5
	7	210	53	118	21	13	0	5
	8	213	62	108	29	5	0	9
	9	295	51	187	27	16	1	13
	10	220	73	108	20	10	0	9
	11	128	51	51	13	5	0	8
	12	211	66	107	17	9	0	12
	13	204	42	131	17	6	0	8
	14	217	59	116	30	6	0	6
	15	159	46	77	15	10	0	11
	16	174	54	80	18	11	0	11
	17	232	84	103	19	10	0	16
	18	222	63	113	26	8	0	12
	19	179	41	96	25	9	0	8
	20	176	46	88	21	11	0	10
	21	277	69	153	30	12	0	13
	22	139	43	69	14	8	0	5
	23	291	87	156	25	13	0	10
	24	312	63	190	31	14	1	13
	25	160	43	79	16	9	0	13
	26	232	58	133	21	13	1	6
	27	187	48	101	17	4	0	17
	28	182	54	101	14	9	0	4
	29	117	32	54	14	7	0	10
	30	166	36	97	18	13	0	2
	31	238	61	133	17	12	0	15
	32	156	47	75	16	11	0	7
	33	227	70	118	24	7	0	8
	34	235	55	127	19	18	0	16
	35	187	52	89	27	9	0	10
	36	84	35	36	5	2	0	6
	37	186	61	92	23	9	0	1
	38	231	65	127	13	19	1	6
	39	211	54	111	27	11	0	8
	40	153	36	78	21	14	0	4
	41	145	34	76	22	7	0	6
	42	175	60	78	17	8	0	12
	43	357	74	226	39	14	0	4
	44	188	62	92	15	12	0	7
	45	296	68	178	33	6	0	11
	46	113	43	45	15	3	0	7
	47	190	51	106	20	9	0	4

TOWN OF PERINTON
SUPERVISOR

LEGISLATIVE DISTRICT OR TOWN	ELECTION DISTRICT	TOTAL VOTES	ED DUNN DEM	MIKE BARKER REP	MIKE BARKER CON	MIKE BARKER IND	SCATTER	BLANK AND VOID
Perinton								
	48	154	41	85	16	11	0	1
	49	187	44	98	30	10	0	5
	50	55	28	14	6	3	0	4
	51	255	48	161	30	10	0	6
	52	185	49	107	12	6	0	11
	53	189	80	86	16	4	0	3
	54	338	75	198	32	18	1	14
	55	220	62	128	17	6	0	7
	56	221	43	130	29	10	0	9
GRAND TOTAL:		<u>11,208</u>	<u>3,084</u>	<u>5,988</u>	<u>1,132</u>	<u>530</u>	<u>6</u>	<u>468</u>

TOWN OF PERINTON
TOWN CLERK

LEGISLATIVE DISTRICT OR TOWN	ELECTION DISTRICT	TOTAL VOTES	JENNIFER A. WEST REP	JENNIFER A. WEST CON	JENNIFER A. WEST IND	SCATTER	BLANK AND VOID
Perinton							
	1	297	183	31	20	1	62
	2	229	138	16	21	0	54
	3	202	127	26	21	0	28
	4	152	83	12	22	0	35
	5	77	36	10	12	0	19
	6	172	97	14	15	0	46
	7	210	116	22	23	0	49
	8	213	126	29	10	0	48
	9	295	189	32	22	0	52
	10	220	137	23	16	1	43
	11	128	63	13	12	0	40
	12	211	126	17	22	1	45
	13	204	147	17	10	1	29
	14	217	135	29	18	0	35
	15	159	91	21	15	1	31
	16	174	101	20	23	0	30
	17	232	132	18	18	1	63
	18	222	127	28	23	0	44
	19	179	105	28	15	0	31
	20	176	104	22	17	0	33
	21	277	176	37	21	0	43
	22	139	84	16	13	0	26
	23	291	180	28	25	0	58
	24	312	197	34	26	0	55
	25	160	85	17	10	0	48
	26	232	149	26	21	1	35
	27	187	117	20	12	0	38
	28	182	114	17	18	2	31
	29	117	66	15	12	0	24
	30	166	96	22	18	0	30
	31	238	149	21	25	1	42
	32	156	92	15	19	1	29
	33	227	137	26	19	2	43
	34	235	148	24	29	0	34
	35	187	99	30	25	0	33
	36	84	50	5	11	0	18
	37	186	107	22	24	0	33
	38	231	139	20	30	3	39
	39	211	120	31	20	0	40
	40	153	81	18	24	1	29
	41	145	80	21	14	2	28
	42	175	96	25	14	3	37
	43	357	229	42	25	0	61
	44	188	116	16	14	1	41

TOWN OF PERINTON
TOWN CLERK

LEGISLATIVE DISTRICT OR TOWN	ELECTION DISTRICT	TOTAL VOTES	JENNIFER A. WEST REP	JENNIFER A. WEST CON	JENNIFER A. WEST IND	SCATTER	BLANK AND VOID
Perinton	45	296	197	36	15	1	47
	46	113	57	16	8	0	32
	47	190	116	20	12	1	41
	48	154	94	17	14	0	29
	49	187	109	35	25	1	17
	50	55	22	7	8	1	17
	51	255	176	33	14	0	32
	52	185	121	15	15	1	33
	53	189	100	18	15	0	56
	54	338	220	33	34	0	51
	55	220	146	19	11	0	44
	56	221	136	35	17	0	33
GRAND TOTAL:		<u>11,208</u>	<u>6,764</u>	<u>1,260</u>	<u>1,012</u>	<u>28</u>	<u>2,144</u>

TOWN OF PERINTON
TOWN JUSTICE

LEGISLATIVE DISTRICT OR TOWN	ELECTION DISTRICT	TOTAL VOTES	JANE M. GABRIELE	THOMAS A. KLONICK	THOMAS A. KLONICK	THOMAS A. KLONICK	SCATTER	BLANK AND VOID
			DEM	REP	CON	IND		
Perinton								
	1	297	87	163	31	6	0	10
	2	229	85	113	12	9	0	10
	3	202	67	98	21	5	0	11
	4	152	66	64	12	6	2	2
	5	77	22	34	6	8	0	7
	6	172	81	69	7	5	0	10
	7	210	79	96	16	9	0	10
	8	213	66	100	28	7	0	12
	9	295	91	142	32	14	0	16
	10	220	82	102	20	5	0	11
	11	128	58	43	14	5	0	8
	12	211	65	105	15	10	0	16
	13	204	48	122	16	4	0	14
	14	217	66	108	27	6	0	10
	15	159	59	66	15	8	0	11
	16	174	62	75	20	10	0	7
	17	232	96	93	16	7	0	20
	18	222	74	99	22	10	0	17
	19	179	48	87	29	8	0	7
	20	176	57	85	21	8	0	5
	21	277	90	133	28	9	1	16
	22	139	42	65	18	6	0	8
	23	291	103	137	29	13	0	9
	24	312	80	171	28	11	0	22
	25	160	60	64	15	7	0	14
	26	232	69	119	21	13	0	10
	27	187	50	100	19	4	0	14
	28	182	54	91	17	12	0	8
	29	117	43	45	12	6	0	11
	30	166	54	77	19	9	0	7
	31	238	82	117	19	11	0	9
	32	156	54	70	10	12	0	10
	33	227	73	109	24	8	0	13
	34	235	75	100	23	17	0	20
	35	187	52	83	29	9	0	14
	36	84	33	37	6	0	0	8
	37	186	77	73	20	11	0	5
	38	231	99	95	16	12	0	9
	39	211	64	99	28	12	0	8
	40	153	57	62	19	8	0	7
	41	145	43	64	20	6	0	12
	42	175	72	70	16	8	0	9
	43	357	100	186	37	13	0	21
	44	188	69	86	15	9	0	9
	45	296	86	160	33	9	0	8

TOWN OF PERINTON
TOWN JUSTICE

LEGISLATIVE DISTRICT OR TOWN	ELECTION DISTRICT	TOTAL VOTES	JANE M. GABRIELE	THOMAS A. KLONICK	THOMAS A. KLONICK	THOMAS A. KLONICK	SCATTER	BLANK AND VOID
			DEM	REP	CON	IND		
Perinton								
	46	113	45	46	12	3	0	7
	47	190	62	90	19	9	0	10
	48	154	47	77	16	8	0	6
	49	187	55	86	31	8	0	7
	50	55	28	15	5	2	0	5
	51	255	53	148	35	9	0	10
	52	185	52	94	12	8	0	19
	53	189	83	78	16	5	0	7
	54	338	93	176	36	15	0	18
	55	220	64	122	16	7	0	11
	56	221	62	105	28	8	0	18
GRAND TOTAL:		<u>11,208</u>	<u>3,684</u>	<u>5,314</u>	<u>1,127</u>	<u>467</u>	<u>3</u>	<u>613</u>

TOWN OF PERINTON
MEMBER OF TOWN COUNCIL
(VOTE FOR 2)

LEGISLATIVE DISTRICT OR TOWN	ELECTION DISTRICT	TOTAL VOTES	ERIK B. NIXON	SEAN M. LEAVY	JOSEPH H. LAFAY	STEPHEN C. VAN VREEDE	JOSEPH H. LAFAY	STEPHEN C. VAN VREEDE	JOSEPH H. LAFAY	STEPHEN C. VAN VREEDE	SCATTER	BLANK AND VOID
			DEM	DEM	REP	REP	CON	CON	IND	IND		
Perinton	1	594	92	101	150	129	30	27	10	7	0	48
	2	458	87	86	108	100	12	11	11	10	2	31
	3	404	70	74	96	83	17	16	8	6	0	34
	4	304	61	69	64	55	11	10	7	3	2	22
	5	154	21	24	34	29	8	9	7	5	0	17
	6	344	68	73	83	69	13	10	4	7	0	17
	7	420	71	73	92	87	17	17	11	10	0	42
	8	426	76	70	94	88	30	26	4	7	0	31
	9	590	80	95	154	127	30	28	15	15	0	46
	10	440	77	85	108	94	19	22	8	7	0	20
	11	256	53	53	49	44	13	12	6	7	0	19
	12	422	80	70	102	93	14	17	9	7	0	30
	13	408	51	54	123	118	16	15	4	3	0	24
	14	434	69	76	103	89	27	28	7	6	0	29
	15	318	51	52	70	59	21	17	7	7	0	34
	16	348	62	60	78	71	18	21	8	11	0	19
	17	464	111	102	85	78	16	17	4	4	0	47
	18	444	69	74	104	91	27	28	11	9	0	31
	19	358	47	64	87	75	28	26	6	5	0	20
	20	352	63	68	85	68	21	22	3	4	0	18
	21	554	81	87	142	116	31	30	12	12	0	43
	22	278	42	47	61	59	17	17	5	6	0	24
	23	582	104	103	132	128	27	23	11	11	0	43
	24	624	78	92	165	153	28	24	15	11	0	58
	25	320	60	71	64	53	13	9	3	2	0	45

TOWN OF PERINTON
MEMBER OF TOWN COUNCIL
(VOTE FOR 2)

LEGISLATIVE DISTRICT OR TOWN	ELECTION DISTRICT	TOTAL VOTES	ERIK B. NIXON	SEAN M. LEAVY	JOSEPH H. LAFAY	STEPHEN C. VAN VREEDE	JOSEPH H. LAFAY	STEPHEN C. VAN VREEDE	JOSEPH H. LAFAY	STEPHEN C. VAN VREEDE	SCATTER	BLANK AND VOID
			DEM	DEM	REP	REP	CON	CON	IND	IND		
Perinton												
	26	464	63	71	119	100	22	23	17	15	0	34
	27	374	48	51	97	91	18	19	4	4	0	42
	28	364	61	65	95	84	14	15	10	7	0	13
	29	234	36	46	54	45	12	11	7	5	0	18
	30	332	53	53	78	75	19	18	11	7	0	18
	31	476	73	97	121	98	20	18	10	8	0	31
	32	312	51	53	74	62	12	11	9	11	0	29
	33	454	76	76	109	104	24	26	5	5	0	29
	34	470	64	71	111	95	22	26	15	15	0	51
	35	374	61	67	75	69	28	28	10	9	0	27
	36	168	35	36	32	31	6	7	3	2	0	16
	37	372	68	87	79	59	22	21	9	9	0	18
	38	462	86	97	103	83	16	13	18	14	0	32
	39	422	63	78	98	82	25	25	9	10	0	32
	40	306	42	50	74	63	15	18	8	8	0	28
	41	290	40	40	74	50	23	22	10	6	0	25
	42	350	61	68	71	65	17	16	8	8	0	36
	43	714	95	106	196	162	38	37	15	13	0	52
	44	376	62	67	88	77	14	14	8	9	0	37
	45	592	76	80	163	138	35	35	11	8	0	46
	46	226	44	52	48	40	12	13	2	1	0	14
	47	380	59	62	93	84	20	20	6	7	0	29
	48	308	52	59	72	71	16	15	7	7	0	9
	49	374	54	54	88	82	33	32	8	4	0	19
	50	110	25	29	15	13	4	4	3	5	0	12

TOWN OF PERINTON
MEMBER OF TOWN COUNCIL
(VOTE FOR 2)

LEGISLATIVE DISTRICT OR TOWN	ELECTION DISTRICT	TOTAL VOTES	ERIK B. NIXON	SEAN M. LEAVY	JOSEPH H. LAFAY	STEPHEN C. VAN VREEDE	JOSEPH H. LAFAY	STEPHEN C. VAN VREEDE	JOSEPH H. LAFAY	STEPHEN C. VAN VREEDE	SCATTER	BLANK AND VOID
			DEM	DEM	REP	REP	CON	CON	IND	IND		
Perinton	51	510	48	51	157	144	34	33	10	10	0	23
	52	370	55	55	99	95	11	10	6	4	0	35
	53	378	84	80	82	71	19	15	4	5	0	18
	54	676	87	91	186	175	32	31	17	14	0	43
	55	440	69	67	115	106	20	18	8	8	0	29
	56	442	56	67	112	89	27	27	7	8	0	49
GRAND TOTAL:		<u>22,416</u>	<u>3,571</u>	<u>3,849</u>	<u>5,411</u>	<u>4,759</u>	<u>1,134</u>	<u>1,103</u>	<u>471</u>	<u>428</u>	<u>4</u>	<u>1,686</u>

TOWN OF PITTSFORD
SUPERVISOR

LEGISLATIVE DISTRICT OR TOWN	ELECTION DISTRICT	TOTAL VOTES	WILLIAM A. SMITH REP	WILLIAM A. SMITH CON	WILLIAM A. SMITH IND	WILLIAM A. SMITH REF	SCATTER	BLANK AND VOID
Pittsford								
	1	194	100	12	20	5	0	57
	2	208	92	15	21	2	1	77
	3	362	218	28	22	2	3	89
	4	231	114	20	24	2	1	70
	5	162	86	11	13	2	0	50
	6	148	62	5	14	2	3	62
	7	80	43	6	6	0	3	22
	8	227	136	22	11	1	0	57
	9	250	148	17	17	3	0	65
	10	212	125	18	14	5	0	50
	11	177	90	25	15	0	2	45
	12	184	111	14	12	3	0	44
	13	148	74	15	15	1	4	39
	14	286	157	31	26	2	1	69
	15	118	58	10	16	4	1	29
	16	146	86	11	15	1	0	33
	17	252	127	19	26	1	4	75
	18	162	94	4	14	0	2	48
	19	143	83	22	10	0	0	28
	20	242	131	17	24	2	4	64
	21	195	112	17	17	2	0	47
	22	313	170	30	24	3	2	84
	23	192	115	21	12	5	0	39
	24	256	150	18	14	5	0	69
	25	314	189	21	27	0	0	77
	26	193	113	20	18	2	2	38
	27	151	81	16	13	4	3	34
	28	157	100	12	11	1	0	33
	29	218	122	18	27	2	2	47
	30	171	100	15	12	4	1	39
	31	223	140	19	20	3	0	41
	32	215	120	12	18	1	1	63
	33	214	119	22	18	5	0	50
	34	246	149	17	14	6	2	58
GRAND TOTAL:		<u>6,990</u>	<u>3,915</u>	<u>580</u>	<u>580</u>	<u>81</u>	<u>42</u>	<u>1,792</u>

TOWN OF PITTSFORD
MEMBER OF TOWN COUNCIL
(VOTE FOR 2)

LEGISLATIVE DISTRICT OR TOWN	ELECTION DISTRICT	TOTAL VOTES	MATTHEW J. O'CONNOR REP	KATHERINE BOHNE MUNZINGER REP	MATTHEW J. O'CONNOR CON	KATHERINE BOHNE MUNZINGER CON	MATTHEW J. O'CONNOR IND	KATHERINE BOHNE MUNZINGER IND	MATTHEW J. O'CONNOR REF	KATHERINE BOHNE MUNZINGER REF	SCATTER	BLANK AND VOID
Pittsford												
	1	388	94	89	11	13	20	18	6	5	2	130
	2	416	91	86	14	14	22	21	4	2	2	160
	3	724	212	195	26	26	20	19	1	2	6	217
	4	462	112	111	19	17	18	19	4	3	0	159
	5	324	74	78	13	12	13	15	2	3	0	114
	6	296	60	57	7	10	15	14	2	1	5	125
	7	160	42	41	5	5	5	7	0	0	4	51
	8	454	131	132	20	21	11	12	3	1	0	123
	9	500	149	135	17	17	13	12	4	3	2	148
	10	424	123	125	19	16	13	15	5	4	0	104
	11	354	87	82	23	23	12	12	0	0	2	113
	12	368	108	100	15	16	12	14	3	3	0	97
	13	296	67	68	15	12	16	14	0	0	8	96
	14	572	151	146	33	29	23	22	2	3	2	161
	15	236	56	52	7	8	15	16	4	3	2	73
	16	292	82	78	9	9	15	15	2	2	1	79
	17	504	128	120	24	23	27	29	3	2	8	140
	18	324	92	87	4	6	13	13	0	0	4	105
	19	286	81	80	22	23	8	8	0	0	0	64
	20	484	121	127	18	17	25	25	5	4	4	138
	21	390	110	106	14	14	14	13	2	3	0	114
	22	626	165	158	31	29	25	29	2	2	8	177
	23	384	110	111	20	21	14	13	3	3	0	89
	24	512	146	142	16	17	15	16	4	3	0	153
	25	628	180	171	19	18	24	24	0	1	0	191
	26	386	115	108	21	22	19	16	2	3	0	80

TOWN OF PITTSFORD
MEMBER OF TOWN COUNCIL
(VOTE FOR 2)

LEGISLATIVE DISTRICT OR TOWN	ELECTION DISTRICT	TOTAL VOTES	MATTHEW J. O'CONNOR REP	KATHERINE BOHNE MUNZINGER REP	MATTHEW J. O'CONNOR CON	KATHERINE BOHNE MUNZINGER CON	MATTHEW J. O'CONNOR IND	KATHERINE BOHNE MUNZINGER IND	MATTHEW J. O'CONNOR REF	KATHERINE BOHNE MUNZINGER REF	SCATTER	BLANK AND VOID
Pittsford	27	302	80	77	16	16	12	11	4	5	9	72
	28	314	94	86	11	12	12	13	4	3	2	77
	29	436	121	118	21	20	25	23	1	1	0	106
	30	342	94	94	14	14	12	12	3	5	0	94
	31	446	134	129	20	18	15	15	3	4	0	108
	32	430	113	112	13	14	18	18	1	0	2	139
	33	428	119	111	22	21	16	15	6	7	0	111
	34	492	142	131	19	20	14	16	5	6	2	137
GRAND TOTAL:		<u>13,980</u>	<u>3,784</u>	<u>3,643</u>	<u>578</u>	<u>573</u>	<u>551</u>	<u>554</u>	<u>90</u>	<u>87</u>	<u>75</u>	<u>4,045</u>

TOWN OF RIGA
SUPERVISOR

LEGISLATIVE DISTRICT OR TOWN	ELECTION DISTRICT	TOTAL VOTES	BRAD O'BROCTA	BRAD O'BROCTA	BRAD O'BROCTA	BRAD O'BROCTA	SCATTER	BLANK AND VOID
			REP	CON	IND	REF		
Riga								
	1	311	187	44	19	3	4	54
	2	277	165	39	14	1	0	58
	3	134	77	21	12	1	0	23
	4	212	115	29	14	0	0	54
	5	195	114	29	14	2	0	36
	6	176	100	40	10	0	1	25
GRAND TOTAL:		<u>1,305</u>	<u>758</u>	<u>202</u>	<u>83</u>	<u>7</u>	<u>5</u>	<u>250</u>

TOWN OF RIGA
TOWN JUSTICE

LEGISLATIVE DISTRICT OR TOWN	ELECTION DISTRICT	TOTAL VOTES	SCOTT K. OKOLOWICZ	SCOTT K. OKOLOWICZ	SCOTT K. OKOLOWICZ	SCOTT K. OKOLOWICZ	SCATTER	BLANK AND VOID
			REP	CON	IND	REF		
Riga	1	311	180	44	21	3	2	61
	2	277	165	36	16	1	0	59
	3	134	76	20	11	2	0	25
	4	212	116	27	15	0	0	54
	5	195	117	29	12	2	0	35
	6	176	95	41	11	0	0	29
GRAND TOTAL:		<u>1,305</u>	<u>749</u>	<u>197</u>	<u>86</u>	<u>8</u>	<u>2</u>	<u>263</u>

TOWN OF RIGA
MEMBER OF TOWN COUNCIL
(VOTE FOR 2)

LEGISLATIVE DISTRICT OR TOWN	ELECTION DISTRICT	TOTAL VOTES	DAVID GEORGE	CYNTHIA L. JESSOP	DAVID GEORGE	CYNTHIA L. JESSOP	DAVID GEORGE	CYNTHIA L. JESSOP	DAVID GEORGE	CYNTHIA L. JESSOP	SCATTER	BLANK AND VOID
			REP	REP	CON	CON	IND	IND	REF	REF		
Riga	1	622	181	178	44	40	23	20	4	4	5	123
	2	554	168	164	35	36	18	14	3	1	0	115
	3	268	78	73	19	17	11	12	2	1	0	55
	4	424	118	113	23	27	15	16	2	0	1	109
	5	390	118	114	28	28	14	13	2	4	0	69
	6	352	97	91	43	44	12	11	0	0	2	52
GRAND TOTAL:		<u>2,610</u>	<u>760</u>	<u>733</u>	<u>192</u>	<u>192</u>	<u>93</u>	<u>86</u>	<u>13</u>	<u>10</u>	<u>8</u>	<u>523</u>

TOWN OF RUSH
SUPERVISOR

LEGISLATIVE DISTRICT OR TOWN	ELECTION DISTRICT	TOTAL VOTES	DONALD J. SCHEG DEM	CATHLEEN M. FRANK REP	CATHLEEN M. FRANK CON	CATHLEEN M. FRANK IND	CATHLEEN M. FRANK REF	DONALD J. SCHEG LGV	SCATTER	BLANK AND VOID
Rush										
	1	343	111	170	29	11	1	10	3	8
	2	227	76	99	22	14	6	4	0	6
	3	351	159	132	26	13	2	12	0	7
	4	272	114	102	38	5	0	7	1	5
GRAND TOTAL:		<u>1,193</u>	<u>460</u>	<u>503</u>	<u>115</u>	<u>43</u>	<u>9</u>	<u>33</u>	<u>4</u>	<u>26</u>

TOWN OF RUSH
TOWN CLERK

LEGISLATIVE DISTRICT OR TOWN	ELECTION DISTRICT	TOTAL VOTES	PAMELA J. BUCCI REP	PAMELA J. BUCCI CON	PAMELA J. BUCCI IND	PAMELA J. BUCCI REF	SCATTER	BLANK AND VOID
Rush	1	343	211	33	20	2	3	74
	2	227	140	23	22	5	1	36
	3	351	191	36	29	10	1	84
	4	272	145	46	26	1	1	53
GRAND TOTAL:		1,193	687	138	97	18	6	247

TOWN OF RUSH
TOWN JUSTICE

LEGISLATIVE DISTRICT OR TOWN	ELECTION DISTRICT	TOTAL VOTES	THOMAS S. DOUPE REP	THOMAS S. DOUPE CON	THOMAS S. DOUPE IND	THOMAS S. DOUPE REF	SCATTER	BLANK AND VOID
Rush								
	1	343	198	34	16	2	3	90
	2	227	130	19	23	6	0	49
	3	351	178	37	25	9	2	100
	4	272	134	41	26	2	2	67
GRAND TOTAL:		<u>1,193</u>	<u>640</u>	<u>131</u>	<u>90</u>	<u>19</u>	<u>7</u>	<u>306</u>

TOWN OF RUSH
MEMBER OF TOWN COUNCIL
4 YEAR TERM
(VOTE FOR 2)

LEGISLATIVE DISTRICT OR TOWN	ELECTION DISTRICT	TOTAL VOTES	DAVID S. SLUBERSKI	DANIEL V. WOOLAVER	JILLIAN MOORE	DANIEL V. WOOLAVER	JILLIAN MOORE	DANIEL V. WOOLAVER	JILLIAN MOORE	DANIEL V. WOOLAVER	JILLIAN MOORE	DAVID S. SLUBERSKI	SCATTER	BLANK AND VOID
			DEM	REP	REP	CON	CON	IND	IND	REF	REF	LGV		
Rush	1	686	133	163	183	30	31	6	13	0	2	17	8	100
	2	454	88	100	118	19	22	13	19	4	5	6	5	55
	3	702	172	148	144	32	28	20	16	4	7	11	12	108
	4	544	118	106	115	39	36	12	15	2	1	11	10	79
GRAND TOTAL:		<u>2,386</u>	<u>511</u>	<u>517</u>	<u>560</u>	<u>120</u>	<u>117</u>	<u>51</u>	<u>63</u>	<u>10</u>	<u>15</u>	<u>45</u>	<u>35</u>	<u>342</u>

TOWN OF RUSH
MEMBER OF TOWN COUNCIL
2 YEAR TERM

LEGISLATIVE DISTRICT OR TOWN	ELECTION DISTRICT	TOTAL VOTES	GERALD W. KUSSE REP	GERALD W. KUSSE CON	GERALD W. KUSSE IND	GERALD W. KUSSE REF	SCATTER	BLANK AND VOID
Rush								
	1	343	189	31	15	4	61	43
	2	227	115	21	18	3	38	32
	3	351	154	32	25	5	72	63
	4	272	120	38	19	2	45	48
GRAND TOTAL:		<u>1,193</u>	<u>578</u>	<u>122</u>	<u>77</u>	<u>14</u>	<u>216</u>	<u>186</u>

TOWN OF RUSH
SUPERINTENDENT OF HIGHWAYS

LEGISLATIVE DISTRICT OR TOWN	ELECTION DISTRICT	TOTAL VOTES	MARK E. DAVID REP	MARK E. DAVID CON	MARK E. DAVID IND	MARK E. DAVID REF	SCATTER	BLANK AND VOID
Rush								
	1	343	210	36	21	4	2	70
	2	227	132	28	25	4	2	36
	3	351	197	36	36	10	2	70
	4	272	149	52	22	3	1	45
GRAND TOTAL:		<u>1,193</u>	<u>688</u>	<u>152</u>	<u>104</u>	<u>21</u>	<u>7</u>	<u>221</u>

TOWN OF SWEDEN
SUPERVISOR

LEGISLATIVE DISTRICT OR TOWN	ELECTION DISTRICT	TOTAL VOTES	ANNIE CRANE	ROBERT A. CARGES	ROBERT A. CARGES	ANNIE CRANE	ROBERT A. CARGES	ROBERT A. CARGES	SCATTER	BLANK AND VOID
			DEM	REP	CON	WOR	IND	REF		
Sweden										
	1	252	123	82	17	11	5	5	0	9
	2	109	54	34	8	3	8	0	0	2
	3	272	121	91	24	17	11	3	0	5
	4	273	127	88	36	8	6	0	0	8
	5	74	37	27	2	5	3	0	0	0
	6	217	107	55	29	13	6	0	0	7
	7	288	121	118	28	6	10	0	0	5
	8	186	63	76	23	14	5	1	0	4
	9	143	62	45	22	4	5	0	0	5
	10	317	118	118	52	9	6	1	0	13
	11	80	34	30	8	5	2	0	0	1
	12	190	65	73	33	6	6	1	0	6
GRAND TOTAL:		<u>2,401</u>	<u>1,032</u>	<u>837</u>	<u>282</u>	<u>101</u>	<u>73</u>	<u>11</u>	<u>0</u>	<u>65</u>

TOWN OF SWEDEN
MEMBER OF TOWN COUNCIL
(VOTE FOR 2)

LEGISLATIVE DISTRICT OR TOWN	ELECTION DISTRICT	TOTAL VOTES	LORI SKOOG	MARY E. RICH	PETER T. SHARPE	DONALD E. ROBERTS, JR.	PETER T. SHARPE	DONALD E. ROBERTS, JR.	LORI SKOOG	MARY E. RICH	PETER T. SHARPE	DONALD E. ROBERTS, JR.	PETER T. SHARPE	DONALD E. ROBERTS, JR.	SCATTER	BLANK AND VOID
			DEM	DEM	REP	REP	CON	CON	WOR	WOR	IND	IND	REF	REF		
Sweden																
	1	504	130	118	73	84	17	19	10	12	6	3	5	4	0	23
	2	218	59	55	31	32	7	7	4	3	4	6	1	0	0	9
	3	544	131	125	83	83	19	24	24	20	8	11	2	1	0	13
	4	546	140	128	82	80	34	36	10	13	5	4	0	0	0	14
	5	148	42	36	23	26	2	3	6	6	1	2	0	0	0	1
	6	434	104	105	49	57	30	31	12	12	7	5	0	0	0	22
	7	576	132	126	101	113	27	24	8	8	9	9	0	0	0	19
	8	372	74	64	73	69	21	19	11	14	5	6	1	1	0	14
	9	286	65	62	41	40	19	19	6	7	6	2	0	0	0	19
	10	634	120	113	112	110	54	53	11	12	7	6	2	2	0	32
	11	160	40	39	24	24	10	7	4	4	2	2	0	1	0	3
	12	380	61	64	78	74	31	31	9	7	6	5	1	2	0	11
GRAND TOTAL:		<u>4,802</u>	<u>1,098</u>	<u>1,035</u>	<u>770</u>	<u>792</u>	<u>271</u>	<u>273</u>	<u>115</u>	<u>118</u>	<u>66</u>	<u>61</u>	<u>12</u>	<u>11</u>	<u>0</u>	<u>180</u>

TOWN OF SWEDEN
RECEIVER OF TAXES

LEGISLATIVE DISTRICT OR TOWN	ELECTION DISTRICT	TOTAL VOTES	KATHLEEN A. BAHR-SEEVER REP	KATHLEEN A. BAHR-SEEVER CON	KATHLEEN A. BAHR-SEEVER IND	KATHLEEN A. BAHR-SEEVER REF	SCATTER	BLANK AND VOID
Sweden								
	1	252	126	24	17	3	0	82
	2	109	49	12	13	3	1	31
	3	272	131	28	29	3	2	79
	4	273	121	39	30	3	6	74
	5	74	29	6	4	0	4	31
	6	217	93	37	23	1	1	62
	7	288	160	34	26	2	1	65
	8	186	96	24	17	1	1	47
	9	143	68	25	12	2	1	35
	10	317	162	63	19	2	0	71
	11	80	38	11	10	1	2	18
	12	190	95	37	16	5	0	37
GRAND TOTAL:		<u>2,401</u>	<u>1,168</u>	<u>340</u>	<u>216</u>	<u>26</u>	<u>19</u>	<u>632</u>

TOWN OF SWEDEN
SUPERINTENDENT OF HIGHWAYS

LEGISLATIVE DISTRICT OR TOWN	ELECTION DISTRICT	TOTAL VOTES	BRIAN T. INGRAHAM	BRIAN T. INGRAHAM	BRIAN T. INGRAHAM	BRIAN T. INGRAHAM	SCATTER	BLANK AND VOID
			REP	CON	IND	REF		
Sweden								
	1	252	127	24	19	5	0	77
	2	109	50	13	15	1	1	29
	3	272	127	25	34	5	2	79
	4	273	124	41	32	2	3	71
	5	74	31	7	4	0	4	28
	6	217	91	36	23	2	0	65
	7	288	163	33	26	2	1	63
	8	186	97	23	21	1	1	43
	9	143	65	27	14	1	1	35
	10	317	170	63	17	6	0	61
	11	80	34	13	10	1	2	20
	12	190	97	37	18	4	0	34
GRAND TOTAL:		<u>2,401</u>	<u>1,176</u>	<u>342</u>	<u>233</u>	<u>30</u>	<u>15</u>	<u>605</u>

TOWN OF WEBSTER
SUPERVISOR

LEGISLATIVE DISTRICT OR TOWN	ELECTION DISTRICT	TOTAL VOTES	RONALD W. NESBITT REP	RONALD W. NESBITT CON	RONALD W. NESBITT IND	RONALD W. NESBITT REF	SCATTER	BLANK AND VOID
Webster								
	1	215	118	37	12	1	2	45
	2	186	100	22	20	3	4	37
	3	233	128	30	18	4	1	52
	4	85	46	11	8	1	0	19
	5	196	108	18	18	1	1	50
	6	127	78	13	6	1	1	28
	7	189	108	25	14	1	2	39
	8	175	95	19	19	3	2	37
	9	117	69	15	10	1	1	21
	10	357	190	55	30	2	5	75
	11	154	93	10	15	0	0	36
	12	283	157	28	30	2	2	64
	13	181	95	27	16	3	1	39
	14	171	91	19	24	0	3	34
	15	151	89	8	17	3	0	34
	16	190	114	27	9	2	6	32
	17	154	93	17	11	1	2	30
	18	121	74	12	10	1	0	24
	19	288	173	36	16	3	1	59
	20	266	150	35	30	3	1	47
	21	200	105	28	18	4	2	43
	22	194	111	27	14	1	6	35
	23	160	89	20	8	6	3	34
	24	384	211	49	32	4	3	85
	25	75	45	7	3	1	0	19
	26	165	84	26	11	2	2	40
	27	222	135	30	5	2	3	47
	28	154	80	25	12	2	3	32
	29	132	68	20	13	2	0	29
	30	121	62	14	9	4	0	32
	31	246	145	33	12	2	2	52
	32	278	178	41	13	2	1	43
	33	210	112	28	14	0	2	54
	34	155	91	26	12	3	1	22
	35	155	87	27	11	0	0	30
	36	141	81	14	15	2	0	29
	37	282	158	30	22	2	1	69
	38	181	115	15	14	0	1	36
	39	223	121	24	18	0	1	59
	40	386	231	50	30	4	1	70
	41	224	132	25	21	2	1	43
	42	197	107	28	12	1	1	48
	43	126	75	19	6	0	0	26
GRAND TOTAL:		<u>8,450</u>	<u>4,792</u>	<u>1,070</u>	<u>658</u>	<u>82</u>	<u>69</u>	<u>1,779</u>

TOWN OF WEBSTER
TOWN JUSTICE

LEGISLATIVE DISTRICT OR TOWN	ELECTION DISTRICT	TOTAL VOTES	DAVID T. CORRETORE	DAVID T. CORRETORE	DAVID T. CORRETORE	DAVID T. CORRETORE	SCATTER	BLANK AND VOID
			REP	CON	IND	REF		
Webster								
	1	215	124	35	11	2	3	40
	2	186	100	25	20	3	2	36
	3	233	132	30	18	4	1	48
	4	85	45	12	8	2	0	18
	5	196	110	20	17	1	1	47
	6	127	74	15	6	0	0	32
	7	189	108	22	15	4	0	40
	8	175	95	24	18	2	0	36
	9	117	68	17	7	1	0	24
	10	357	197	59	32	3	2	64
	11	154	98	12	14	0	0	30
	12	283	158	33	28	2	2	60
	13	181	96	28	18	1	0	38
	14	171	98	20	25	0	0	28
	15	151	87	12	19	2	0	31
	16	190	116	28	10	2	1	33
	17	154	103	16	12	1	0	22
	18	121	74	11	9	1	0	26
	19	288	178	41	16	3	1	49
	20	266	159	37	28	2	1	39
	21	200	105	31	20	3	0	41
	22	194	110	28	15	1	2	38
	23	160	94	20	12	3	2	29
	24	384	215	59	30	3	1	76
	25	75	42	9	4	1	0	19
	26	165	86	27	12	1	2	37
	27	222	140	33	7	1	2	39
	28	154	83	30	13	2	0	26
	29	132	71	23	14	1	0	23
	30	121	64	13	10	2	0	32
	31	246	141	32	12	3	1	57
	32	278	179	44	13	1	0	41
	33	210	123	28	15	0	2	42
	34	155	95	27	12	2	0	19
	35	155	87	26	11	0	0	31
	36	141	84	16	16	4	0	21
	37	282	157	30	26	4	1	64
	38	181	114	16	14	0	0	37
	39	223	117	22	20	1	0	63
	40	386	228	52	26	5	1	74
	41	224	134	28	20	4	0	38
	42	197	113	31	14	1	0	38
	43	126	76	16	8	0	0	26
GRAND TOTAL:		<u>8,450</u>	<u>4,878</u>	<u>1,138</u>	<u>675</u>	<u>79</u>	<u>28</u>	<u>1,652</u>

TOWN OF WEBSTER
MEMBER OF TOWN COUNCIL
(VOTE FOR 2)

LEGISLATIVE DISTRICT OR TOWN	ELECTION DISTRICT	TOTAL VOTES	WILLIAM G. ABBOTT	ALECIA J. MAZZO	WILLIAM G. ABBOTT	ALECIA J. MAZZO	WILLIAM G. ABBOTT	ALECIA J. MAZZO	WILLIAM G. ABBOTT	ALECIA J. MAZZO	SCATTER	BLANK AND VOID
			REP	REP	CON	CON	IND	IND	REF	REF		
Webster												
	1	430	114	112	37	37	13	13	1	1	5	97
	2	372	94	91	24	24	19	20	4	3	3	90
	3	466	123	125	31	30	18	17	3	4	2	113
	4	170	44	39	9	10	9	7	3	4	0	45
	5	392	98	104	22	20	19	20	1	1	2	105
	6	254	74	72	16	16	7	8	1	1	0	59
	7	378	98	98	27	24	17	14	2	2	2	94
	8	350	95	86	22	24	16	19	2	3	3	80
	9	234	68	67	16	16	7	7	1	2	0	50
	10	714	186	180	60	59	27	29	4	4	6	159
	11	308	92	92	10	10	12	11	0	1	0	80
	12	566	151	154	32	32	29	30	3	2	2	131
	13	362	92	94	24	25	16	17	0	0	0	94
	14	342	90	91	20	20	22	22	1	0	0	76
	15	302	83	83	12	12	19	19	1	1	0	72
	16	380	110	109	28	32	9	9	2	2	0	79
	17	308	96	94	14	13	10	12	1	1	0	67
	18	242	72	69	12	12	9	9	1	1	0	57
	19	576	173	174	36	36	19	19	3	3	1	112
	20	532	147	149	33	31	26	28	2	2	2	112
	21	400	106	104	28	26	19	19	3	5	1	89
	22	388	104	101	29	29	15	16	1	1	3	89
	23	320	87	85	17	18	12	12	3	4	4	78
	24	768	201	199	49	51	30	31	3	2	2	200
	25	150	42	40	8	7	4	4	2	2	0	41
	26	330	71	78	28	26	10	10	1	1	4	101

TOWN OF WEBSTER
MEMBER OF TOWN COUNCIL
(VOTE FOR 2)

LEGISLATIVE DISTRICT OR TOWN	ELECTION DISTRICT	TOTAL VOTES	WILLIAM G. ABBOTT	ALECIA J. MAZZO	WILLIAM G. ABBOTT	ALECIA J. MAZZO	WILLIAM G. ABBOTT	ALECIA J. MAZZO	WILLIAM G. ABBOTT	ALECIA J. MAZZO	SCATTER	BLANK AND VOID
			REP	REP	CON	CON	IND	IND	REF	REF		
Webster												
	27	444	132	128	27	27	6	7	4	2	4	107
	28	308	82	81	25	27	15	14	3	2	5	54
	29	264	66	66	22	22	12	14	1	1	0	60
	30	242	56	59	12	14	10	11	2	3	0	75
	31	492	132	133	31	32	16	16	2	2	2	126
	32	556	171	171	47	44	11	12	2	2	0	96
	33	420	113	118	28	29	15	15	0	0	4	98
	34	310	90	87	26	27	13	12	2	2	0	51
	35	310	80	80	28	29	10	10	1	1	0	71
	36	282	75	76	15	17	19	16	2	1	0	61
	37	564	154	149	25	29	24	26	4	3	2	148
	38	362	101	99	17	20	16	14	0	0	0	95
	39	446	115	116	24	24	19	18	0	0	0	130
	40	772	225	218	47	50	27	28	3	5	2	167
	41	448	128	127	26	24	21	20	2	4	0	96
	42	394	108	105	31	29	13	14	0	0	0	94
	43	252	71	71	20	17	7	8	0	0	0	58
GRAND TOTAL:		<u>16,900</u>	<u>4,610</u>	<u>4,574</u>	<u>1,095</u>	<u>1,101</u>	<u>667</u>	<u>677</u>	<u>77</u>	<u>81</u>	<u>61</u>	<u>3,957</u>

TOWN OF WHEATLAND
SUPERVISOR

LEGISLATIVE DISTRICT OR TOWN	ELECTION DISTRICT	TOTAL VOTES	LINDA M. DOBSON REP	LINDA M. DOBSON CON	LINDA M. DOBSON IND	LINDA M. DOBSON REF	SCATTER	BLANK AND VOID
Wheatland								
	1	202	88	34	18	1	5	56
	2	196	86	36	18	0	2	54
	3	215	102	22	21	3	3	64
	4	161	91	29	9	2	0	30
	5	207	109	37	16	3	0	42
GRAND TOTAL:		981	476	158	82	9	10	246

TOWN OF WHEATLAND
TOWN CLERK

LEGISLATIVE DISTRICT OR TOWN	ELECTION DISTRICT	TOTAL VOTES	Laurie B. Czapranski REP	Laurie B. Czapranski CON	Laurie B. Czapranski IND	Laurie B. Czapranski REF	SCATTER	BLANK AND VOID
Wheatland	1	202	98	38	19	1	1	45
	2	196	92	38	18	0	1	47
	3	215	114	26	24	2	1	48
	4	161	95	32	13	1	0	20
	5	207	117	37	18	2	0	33
GRAND TOTAL:		<u>981</u>	<u>516</u>	<u>171</u>	<u>92</u>	<u>6</u>	<u>3</u>	<u>193</u>

TOWN OF WHEATLAND
TOWN JUSTICE

LEGISLATIVE DISTRICT OR TOWN	ELECTION DISTRICT	TOTAL VOTES	HAROLD H. LITTEER, JR. REP	HAROLD H. LITTEER, JR. CON	HAROLD H. LITTEER, JR. IND	HAROLD H. LITTEER, JR. REF	SCATTER	BLANK AND VOID
Wheatland	1	202	95	30	19	1	1	56
	2	196	95	40	19	1	1	40
	3	215	107	25	20	3	1	59
	4	161	90	28	12	2	0	29
	5	207	112	41	15	2	0	37
GRAND TOTAL:		<u>981</u>	<u>499</u>	<u>164</u>	<u>85</u>	<u>9</u>	<u>3</u>	<u>221</u>

TOWN OF WHEATLAND
MEMBER OF TOWN COUNCIL
(VOTE FOR 2)

LEGISLATIVE DISTRICT OR TOWN	ELECTION DISTRICT	TOTAL VOTES	CARL L. SCHOENTHAL	GREGORY I. MULLIN	CARL L. SCHOENTHAL	GREGORY I. MULLIN	CARL L. SCHOENTHAL	GREGORY I. MULLIN	CARL L. SCHOENTHAL	GREGORY I. MULLIN	SCATTER	BLANK AND VOID
			REP	REP	CON	CON	IND	IND	REF	REF		
Wheatland	1	404	90	88	32	33	21	20	1	1	2	116
	2	392	78	79	34	35	20	19	1	0	2	124
	3	430	99	94	25	27	25	25	2	2	0	131
	4	322	84	86	28	27	11	12	1	3	2	68
	5	414	105	103	40	41	18	17	1	1	0	88
GRAND TOTAL:		<u>1,962</u>	<u>456</u>	<u>450</u>	<u>159</u>	<u>163</u>	<u>95</u>	<u>93</u>	<u>6</u>	<u>7</u>	<u>6</u>	<u>527</u>

VILLAGE OF FAIRPORT
VILLAGE TRUSTEE
(VOTE FOR 2)

LEGISLATIVE DISTRICT OR TOWN	ELECTION DISTRICT	TOTAL VOTES	H. KEVIN CLARK	DEBRA D. TANDOI	H. KEVIN CLARK	DEBRA D. TANDOI	H. KEVIN CLARK	DEBRA D. TANDOI	H. KEVIN CLARK	DEBRA D. TANDOI	SCATTER	BLANK AND VOID
			REP	REP	CON	CON	IND	IND	REF	REF		
Perinton												
	4	304	81	79	16	15	17	17	3	4	1	71
	5	154	32	34	8	9	10	11	3	2	0	45
	6	344	104	92	13	11	13	11	1	3	3	93
	7	420	123	119	25	23	21	20	2	2	0	85
	14	434	130	130	33	28	14	17	1	1	2	78
	25	320	91	90	14	13	12	11	3	3	0	83
	38	462	135	140	21	21	30	28	3	2	6	76
GRAND TOTAL:		<u>2,438</u>	<u>696</u>	<u>684</u>	<u>130</u>	<u>120</u>	<u>117</u>	<u>115</u>	<u>16</u>	<u>17</u>	<u>12</u>	<u>531</u>

PROPOSAL NUMBER ONE
HENRIETTA PROPOSITION NUMBER ONE
PERMITS TOWN FINANCING AND CONSTRUCTION OF TOWN RECREATION CENTER

<u>LEGISLATIVE DISTRICT OR TOWN</u>	<u>ELECTION DISTRICT</u>	<u>TOTAL VOTES</u>	<u>YES</u>	<u>NO</u>	<u>BLANK AND VOID</u>
Henrietta					
	1	318	192	107	19
	2	226	138	68	20
	3	82	52	22	8
	4	226	104	54	68
	5	267	151	85	31
	6	249	153	81	15
	7	240	135	69	36
	8	265	166	85	14
	9	173	82	70	21
	10	234	138	78	18
	11	202	129	54	19
	12	221	142	64	15
	13	290	177	88	25
	14	177	86	55	36
	15	271	171	85	15
	16	167	94	48	25
	17	322	196	89	37
	18	294	177	103	14
	19	214	121	73	20
	20	331	193	91	47
	21	218	115	68	35
	22	374	246	102	26
	23	179	105	53	21
	24	262	156	86	20
	25	271	157	89	25
	26	496	308	127	61
	27	426	285	113	28
	28	295	175	99	21
	29	576	359	158	59
	30	456	289	125	42
	31	159	108	36	15
	32	366	209	126	31
	33	158	82	55	21
	34	119	69	37	13
	35	298	186	86	26
GRAND TOTAL:		9,422	5,646	2,829	947

VOTER TURNOUT
2015 GENERAL ELECTION
SUMMARY

LEGISLATIVE DISTRICT OR TOWN	VOTERS ELIGIBLE	VOTED	PERCENT TURNOUT
Leg. Dist. 07	1,137	370	32.5
Leg. Dist. 16	11	7	63.6
Leg. Dist. 21	11,449	2,742	23.9
Leg. Dist. 22	10,039	1,413	14.1
Leg. Dist. 23	11,043	4,055	36.7
Leg. Dist. 24	6,974	2,435	34.9
Leg. Dist. 25	10,330	2,203	21.3
Leg. Dist. 26	7,624	2,244	29.4
Leg. Dist. 27	13,445	2,886	21.5
Leg. Dist. 28	9,272	1,455	15.7
Leg. Dist. 29	10,992	1,928	17.5
CITY	92,316	21,738	23.5
Brighton	21,086	8,267	39.2
Chili	18,199	5,506	30.3
Clarkson	3,843	1,039	27.0
East Rochester	3,558	1,147	32.2
Gates	17,178	5,551	32.3
Greece	59,228	16,272	27.5
Hamlin	5,147	1,377	26.8
Henrietta	21,783	9,422	43.3
Irondequoit	32,688	11,852	36.3
Mendon	6,397	1,975	30.9
Ogden	12,364	3,530	28.6
Parma	10,122	2,647	26.2
Penfield	24,946	7,961	31.9
Perinton	32,323	11,208	34.7
Pittsford	19,226	6,990	36.4
Riga	3,776	1,305	34.6
Rush	2,520	1,193	47.3
Sweden	5,998	2,401	40.0
Webster	28,093	8,450	30.1
Wheatland	3,068	981	32.0
TOWNS	331,543	109,074	32.9
GRAND TOTAL:	423,859	130,812	30.9

VOTER TURNOUT
2015 GENERAL ELECTION
DETAIL

LEGISLATIVE DISTRICT OR TOWN	ELECTION DISTRICT	VOTERS ELIGIBLE	VOTED	PERCENT TURNOUT
Leg. Dist. 07	1	662	214	32.3
	2	<u>475</u>	<u>156</u>	<u>32.8</u>
Leg. Dist. 07		1,137	370	32.5
Leg. Dist. 16	1	<u>11</u>	<u>7</u>	<u>63.6</u>
Leg. Dist. 16		11	7	63.6
Leg. Dist. 21	1	438	145	33.1
	2	381	118	31.0
	3	308	55	17.9
	4	291	59	20.3
	5	259	86	33.2
	6	392	114	29.1
	7	678	222	32.7
	8	199	66	33.2
	9	408	136	33.3
	10	495	236	47.7
	11	575	80	13.9
	12	884	240	27.1
	13	264	75	28.4
	14	181	53	29.3
	15	667	131	19.6
	16	232	36	15.5
	17	517	105	20.3
	18	550	84	15.3
	19	332	25	7.5
	20	229	63	27.5
	21	447	64	14.3
	22	616	95	15.4
	23	514	86	16.7
	24	546	187	34.2
	25	518	77	14.9
	26	152	48	31.6
	27	<u>376</u>	<u>56</u>	<u>14.9</u>
Leg. Dist. 21		11,449	2,742	23.9
Leg. Dist. 22	1	723	99	13.7
	2	270	21	7.8
	3	464	67	14.4
	4	283	28	9.9
	5	432	49	11.3
	6	351	52	14.8
	7	286	19	6.6
	8	445	60	13.5
	9	365	45	12.3
	10	337	48	14.2
	11	418	84	20.1
	12	301	35	11.6
	13	203	15	7.4
	14	444	61	13.7

VOTER TURNOUT
2015 GENERAL ELECTION
DETAIL

<u>LEGISLATIVE DISTRICT OR TOWN</u>	<u>ELECTION DISTRICT</u>	<u>VOTERS ELIGIBLE</u>	<u>VOTED</u>	<u>PERCENT TURNOUT</u>
Leg. Dist. 22	15	640	78	12.2
	16	250	25	10.0
	17	224	16	7.1
	18	238	44	18.5
	19	342	38	11.1
	20	470	67	14.3
	21	296	41	13.9
	22	572	46	8.0
	23	292	40	13.7
	24	191	17	8.9
	25	539	178	33.0
	26	208	79	38.0
	27	<u>455</u>	<u>61</u>	<u>13.4</u>
Leg. Dist. 22		10,039	1,413	14.1
Leg. Dist. 23	1	197	67	34.0
	2	435	96	22.1
	3	320	121	37.8
	4	564	217	38.5
	5	252	45	17.9
	6	237	73	30.8
	7	422	131	31.0
	8	351	108	30.8
	9	253	119	47.0
	10	325	109	33.5
	11	365	107	29.3
	12	468	208	44.4
	13	376	130	34.6
	14	361	93	25.8
	15/29	317	79	24.9
	16	219	92	42.0
	17	553	195	35.3
	18	799	326	40.8
	19	470	173	36.8
	20	431	205	47.6
	21	345	192	55.7
	22	355	166	46.8
	23	264	87	33.0
	24	449	144	32.1
	25	531	247	46.5
	26	664	301	45.3
	27	303	126	41.6
	28	<u>417</u>	<u>98</u>	<u>23.5</u>
Leg. Dist. 23		11,043	4,055	36.7
Leg. Dist. 24	1/24	499	257	51.5
	2/23	358	190	53.1
	3/22	338	145	42.9
	4	527	165	31.3
	5	465	168	36.1

VOTER TURNOUT
2015 GENERAL ELECTION
DETAIL

<u>LEGISLATIVE DISTRICT OR TOWN</u>	<u>ELECTION DISTRICT</u>	<u>VOTERS ELIGIBLE</u>	<u>VOTED</u>	<u>PERCENT TURNOUT</u>
Leg. Dist. 24	6	317	97	30.6
	7	257	90	35.0
	8	334	110	32.9
	9	290	106	36.6
	10	504	185	36.7
	11/12	369	53	14.4
	13	446	153	34.3
	14/20/21	665	216	32.5
	15	508	171	33.7
	16	396	128	32.3
	17	155	81	52.3
	18	468	110	23.5
	19	78	10	12.8
Leg. Dist. 24		6,974	2,435	34.9
Leg. Dist. 25	1	521	164	31.5
	2	539	105	19.5
	3	599	145	24.2
	4/24	270	99	36.7
	5	469	71	15.1
	6	343	69	20.1
	7	673	104	15.5
	8	579	122	21.1
	9	271	40	14.8
	10	461	138	29.9
	11	294	47	16.0
	12	389	110	28.3
	13	526	80	15.2
	14	195	59	30.3
	15	396	68	17.2
	16	543	66	12.2
	17	430	62	14.4
	18	581	112	19.3
	19	46	11	23.9
	20	121	30	24.8
	21	363	53	14.6
	22	292	94	32.2
	23	169	7	4.1
	25	694	181	26.1
	26/27/28	232	67	28.9
	29/30	334	99	29.6
Leg. Dist. 25		10,330	2,203	21.3
Leg. Dist. 26	1	713	274	38.4
	2	349	90	25.8
	3	238	65	27.3
	4	355	156	43.9
	5	424	97	22.9
	6	365	87	23.8
	7	480	104	21.7

VOTER TURNOUT
2015 GENERAL ELECTION
DETAIL

<u>LEGISLATIVE DISTRICT OR TOWN</u>	<u>ELECTION DISTRICT</u>	<u>VOTERS ELIGIBLE</u>	<u>VOTED</u>	<u>PERCENT TURNOUT</u>
Leg. Dist. 26	8	516	109	21.1
	9	536	147	27.4
	10	555	112	20.2
	11	416	130	31.3
	12	448	143	31.9
	13	460	179	38.9
	14	481	179	37.2
	15	460	95	20.7
	16	457	145	31.7
	17	<u>371</u>	<u>132</u>	<u>35.6</u>
Leg. Dist. 26		7,624	2,244	29.4
Leg. Dist. 27	1	559	137	24.5
	2	569	149	26.2
	3	453	128	28.3
	4	614	158	25.7
	5	584	137	23.5
	6	586	109	18.6
	7	528	112	21.2
	8	981	184	18.8
	9	559	170	30.4
	10	508	149	29.3
	11	614	146	23.8
	12	487	100	20.5
	13	596	124	20.8
	14	442	93	21.0
	15	508	109	21.5
	16	569	126	22.1
	17	702	119	17.0
	18	711	103	14.5
	19	599	137	22.9
	20	448	58	12.9
	21	298	75	25.2
	22	504	68	13.5
	23	341	80	23.5
	25	305	50	16.4
	26	<u>380</u>	<u>65</u>	<u>17.1</u>
Leg. Dist. 27		13,445	2,886	21.5
Leg. Dist. 28	1	510	72	14.1
	2	363	70	19.3
	3	405	43	10.6
	4	333	51	15.3
	5	267	63	23.6
	6	559	158	28.3
	7/17	921	161	17.5
	8/19	486	93	19.1
	9	524	79	15.1
	10	230	32	13.9
	11	454	59	13.0

VOTER TURNOUT
2015 GENERAL ELECTION
DETAIL

<u>LEGISLATIVE DISTRICT OR TOWN</u>	<u>ELECTION DISTRICT</u>	<u>VOTERS ELIGIBLE</u>	<u>VOTED</u>	<u>PERCENT TURNOUT</u>
Leg. Dist. 28				
	12	336	45	13.4
	13	615	79	12.8
	14	594	62	10.4
	15	282	31	11.0
	16	423	68	16.1
	18	454	55	12.1
	20	660	113	17.1
	21	559	80	14.3
	22	297	41	13.8
Leg. Dist. 28		9,272	1,455	15.7
Leg. Dist. 29				
	1/2	323	35	10.8
	3/8	155	29	18.7
	4	534	73	13.7
	5	563	85	15.1
	6	359	60	16.7
	7	266	84	31.6
	9	792	149	18.8
	10	758	108	14.2
	11	492	78	15.9
	12	679	80	11.8
	13	525	53	10.1
	14	199	31	15.6
	15	599	66	11.0
	16	264	29	11.0
	17	287	64	22.3
	18/27	368	135	36.7
	19	330	41	12.4
	20	757	98	12.9
	21	518	103	19.9
	22	209	85	40.7
	23	340	122	35.9
	24	731	115	15.7
	25/28	594	171	28.8
	26	350	34	9.7
Leg. Dist. 29		10,992	1,928	17.5
CITY		92,316	21,738	23.5
Brighton				
	1	576	254	44.1
	2	410	153	37.3
	3	453	190	41.9
	4	471	194	41.2
	5	480	230	47.9
	6	671	278	41.4
	7	431	153	35.5
	8	513	211	41.1
	9	440	210	47.7
	10	548	235	42.9
	11	577	226	39.2

VOTER TURNOUT
2015 GENERAL ELECTION
DETAIL

<u>LEGISLATIVE DISTRICT OR TOWN</u>	<u>ELECTION DISTRICT</u>	<u>VOTERS ELIGIBLE</u>	<u>VOTED</u>	<u>PERCENT TURNOUT</u>
Brighton	12	607	279	46.0
	13	358	151	42.2
	14	327	87	26.6
	15	406	151	37.2
	16	351	149	42.5
	17	263	112	42.6
	18	435	158	36.3
	19	324	159	49.1
	20	349	86	24.6
	21	410	175	42.7
	22	554	188	33.9
	23	408	159	39.0
	24	522	251	48.1
	25	391	192	49.1
	26	404	154	38.1
	27	370	144	38.9
	28	608	239	39.3
	29	390	142	36.4
	30	940	404	43.0
	31	410	190	46.3
	32	526	211	40.1
	33	541	210	38.8
	34	478	204	42.7
	35	449	156	34.7
	36	379	95	25.1
	37	376	138	36.7
	38	525	204	38.9
	39	397	183	46.1
	40	820	304	37.1
	41	722	177	24.5
	42	156	70	44.9
	43	520	162	31.2
	44	205	47	22.9
	45	356	103	28.9
	46	<u>239</u>	<u>99</u>	<u>41.4</u>
Brighton		21,086	8,267	39.2
Chili	1	411	145	35.3
	2	630	244	38.7
	3	616	216	35.1
	4	453	114	25.2
	5	504	158	31.3
	6	515	166	32.2
	7	314	82	26.1
	8	530	179	33.8
	9	554	171	30.9
	10	373	110	29.5
	11	597	176	29.5
	12	521	144	27.6
	13	748	247	33.0

VOTER TURNOUT
2015 GENERAL ELECTION
DETAIL

<u>LEGISLATIVE DISTRICT OR TOWN</u>	<u>ELECTION DISTRICT</u>	<u>VOTERS ELIGIBLE</u>	<u>VOTED</u>	<u>PERCENT TURNOUT</u>
Chili	14	564	179	31.7
	15	469	160	34.1
	16	1,002	326	32.5
	17	1,164	437	37.5
	18	606	142	23.4
	19	461	174	37.7
	20	743	211	28.4
	21	369	139	37.7
	22	572	104	18.2
	23	420	122	29.0
	24	1,121	278	24.8
	25	496	106	21.4
	26	698	200	28.7
	27	511	139	27.2
28	444	138	31.1	
29	354	139	39.3	
30	391	66	16.9	
31	513	153	29.8	
32	535	141	26.4	
Chili		18,199	5,506	30.3
Clarkson	1	734	196	26.7
	2	108	29	26.9
	3	577	187	32.4
	4	827	225	27.2
	5	1,105	262	23.7
	6	492	140	28.5
Clarkson		3,843	1,039	27.0
East Rochester	1	643	165	25.7
	2	512	166	32.4
	3	480	185	38.5
	4	464	143	30.8
	5	430	116	27.0
	6	528	209	39.6
	7	501	163	32.5
East Rochester		3,558	1,147	32.2
Gates	1	359	112	31.2
	2	467	154	33.0
	3	523	121	23.1
	4	501	164	32.7
	5	492	260	52.8
	6	550	180	32.7
	7	1,003	305	30.4
	8	394	152	38.6
	9	571	205	35.9
	10	289	113	39.1
	11	347	128	36.9
	12	357	108	30.3

VOTER TURNOUT
2015 GENERAL ELECTION
DETAIL

<u>LEGISLATIVE DISTRICT OR TOWN</u>	<u>ELECTION DISTRICT</u>	<u>VOTERS ELIGIBLE</u>	<u>VOTED</u>	<u>PERCENT TURNOUT</u>
Gates	13	546	135	24.7
	14	418	148	35.4
	15	805	240	29.8
	16	426	138	32.4
	17	526	151	28.7
	18	589	171	29.0
	19	439	162	36.9
	20	451	139	30.8
	21	476	156	32.8
	22	398	151	37.9
	23	473	176	37.2
	24	782	203	26.0
	25	410	121	29.5
	26	599	198	33.1
	27	686	201	29.3
	28	404	132	32.7
	29	526	150	28.5
	30	332	106	31.9
	31	401	147	36.7
	32	519	186	35.8
	33	300	87	29.0
	34	467	133	28.5
	35	<u>352</u>	<u>118</u>	<u>33.5</u>
Gates		17,178	5,551	32.3
Greece	1	445	148	33.3
	2	532	163	30.6
	3	425	127	29.9
	4	403	110	27.3
	5	386	106	27.5
	6	410	91	22.2
	7	587	129	22.0
	8	551	109	19.8
	9	496	113	22.8
	10	474	104	21.9
	11	258	47	18.2
	12	362	76	21.0
	13	425	127	29.9
	14	387	89	23.0
	15	441	133	30.2
	16	351	109	31.1
	17	641	194	30.3
	18	560	159	28.4
	19	468	121	25.9
	20	510	104	20.4
	21	446	141	31.6
	22	410	109	26.6
	23	721	233	32.3
	24	635	184	29.0
	25	505	115	22.8

VOTER TURNOUT
2015 GENERAL ELECTION
DETAIL

<u>LEGISLATIVE DISTRICT OR TOWN</u>	<u>ELECTION DISTRICT</u>	<u>VOTERS ELIGIBLE</u>	<u>VOTED</u>	<u>PERCENT TURNOUT</u>
Greece				
	26	403	106	26.3
	27	801	178	22.2
	28	672	161	24.0
	29	467	142	30.4
	30	358	82	22.9
	31	388	120	30.9
	32	589	131	22.2
	33	647	148	22.9
	34	501	163	32.5
	35	479	154	32.2
	36	649	188	29.0
	37	368	118	32.1
	38	716	217	30.3
	39	351	103	29.3
	40	448	108	24.1
	41	597	172	28.8
	42	514	123	23.9
	43	516	120	23.3
	44	680	204	30.0
	45	789	198	25.1
	46	397	74	18.6
	47	503	147	29.2
	48	368	109	29.6
	49	346	111	32.1
	50	483	155	32.1
	51	326	101	31.0
	52	667	192	28.8
	53	630	122	19.4
	54	603	172	28.5
	55	397	116	29.2
	56	627	190	30.3
	57	507	129	25.4
	58	662	201	30.4
	59	497	67	13.5
	60	480	108	22.5
	61	570	124	21.8
	62	673	175	26.0
	63	601	171	28.5
	64	423	113	26.7
	65	448	179	40.0
	66	323	73	22.6
	67	440	149	33.9
	68	609	186	30.5
	69	332	125	37.7
	70	1,310	371	28.3
	71	566	175	30.9
	72	735	227	30.9
	73	357	96	26.9
	74	573	101	17.6
	75	456	108	23.7
	76	381	122	32.0

VOTER TURNOUT
2015 GENERAL ELECTION
DETAIL

<u>LEGISLATIVE DISTRICT OR TOWN</u>	<u>ELECTION DISTRICT</u>	<u>VOTERS ELIGIBLE</u>	<u>VOTED</u>	<u>PERCENT TURNOUT</u>
Greece				
	77	595	190	31.9
	78	396	91	23.0
	79	944	276	29.2
	80	667	252	37.8
	81	333	114	34.2
	82	541	91	16.8
	83	373	68	18.2
	84	595	154	25.9
	85	669	174	26.0
	86	582	217	37.3
	87	471	127	27.0
	88	524	176	33.6
	89	430	124	28.8
	90	672	153	22.8
	91	920	295	32.1
	92	871	215	24.7
	93	783	214	27.3
	94	556	155	27.9
	95	419	81	19.3
	96	644	195	30.3
	97	870	371	42.6
	98	902	225	24.9
	99	581	178	30.6
	100	770	232	30.1
	101	375	120	32.0
	102	868	196	22.6
	103	606	197	32.5
	104	452	129	28.5
	105	658	221	33.6
	106	518	115	22.2
	107	426	83	19.5
	108	411	116	28.2
	109	754	161	21.4
Greece		<u>59,228</u>	<u>16,272</u>	<u>27.5</u>
Hamlin				
	1	579	100	17.3
	2	590	185	31.4
	3	575	160	27.8
	4	404	116	28.7
	5	501	122	24.4
	6	413	133	32.2
	7	661	202	30.6
	8	427	88	20.6
	9	386	98	25.4
	10	611	173	28.3
Hamlin		<u>5,147</u>	<u>1,377</u>	<u>26.8</u>
Henrietta				
	1	646	318	49.2
	2	539	226	41.9
	3	305	82	26.9

VOTER TURNOUT
2015 GENERAL ELECTION
DETAIL

<u>LEGISLATIVE DISTRICT OR TOWN</u>	<u>ELECTION DISTRICT</u>	<u>VOTERS ELIGIBLE</u>	<u>VOTED</u>	<u>PERCENT TURNOUT</u>
Henrietta	4	597	226	37.9
	5	573	267	46.6
	6	533	249	46.7
	7	426	240	56.3
	8	520	265	51.0
	9	455	173	38.0
	10	566	234	41.3
	11	543	202	37.2
	12	475	221	46.5
	13	825	290	35.2
	14	488	177	36.3
	15	668	271	40.6
	16	398	167	42.0
	17	586	322	54.9
	18	646	294	45.5
	19	507	214	42.2
	20	788	331	42.0
	21	379	218	57.5
	22	723	374	51.7
	23	561	179	31.9
	24	644	262	40.7
	25	469	271	57.8
	26	1,013	496	49.0
	27	847	426	50.3
	28	610	295	48.4
	29	1,600	576	36.0
	30	1,159	456	39.3
	31	403	159	39.5
	32	708	366	51.7
	33	439	158	36.0
	34	415	119	28.7
	35	729	298	40.9
Henrietta		21,783	9,422	43.3
Irondequoit	1	822	213	25.9
	2	391	144	36.8
	3	638	214	33.5
	4	244	81	33.2
	5	502	152	30.3
	6	713	321	45.0
	7	612	301	49.2
	8	487	190	39.0
	9	540	190	35.2
	10	463	250	54.0
	11	285	102	35.8
	12	418	115	27.5
	13	633	244	38.5
	14	624	237	38.0
	15	554	265	47.8
	16	800	355	44.4

VOTER TURNOUT
2015 GENERAL ELECTION
DETAIL

<u>LEGISLATIVE DISTRICT OR TOWN</u>	<u>ELECTION DISTRICT</u>	<u>VOTERS ELIGIBLE</u>	<u>VOTED</u>	<u>PERCENT TURNOUT</u>
Irondequoit	17	341	145	42.5
	18	513	172	33.5
	19	560	172	30.7
	20	408	199	48.8
	21	511	173	33.9
	22	514	248	48.2
	23	446	184	41.3
	24	428	189	44.2
	25	541	181	33.5
	26	476	107	22.5
	27	301	153	50.8
	28	463	148	32.0
	29	426	131	30.8
	30	447	187	41.8
	31	613	261	42.6
	32	507	166	32.7
	33	394	135	34.3
	34	726	278	38.3
	35	356	112	31.5
	36	445	72	16.2
	37	425	126	29.6
	38	362	95	26.2
	39	180	61	33.9
	40	285	129	45.3
	41	518	150	29.0
	42	487	213	43.7
	43	409	125	30.6
	44	856	410	47.9
	45	409	133	32.5
	46	508	158	31.1
	47	184	65	35.3
	48	426	194	45.5
	49	628	253	40.3
	50	476	91	19.1
	51	558	272	48.7
	52	570	143	25.1
	53	461	145	31.5
	54	175	49	28.0
	55	557	192	34.5
	56	405	160	39.5
	57	712	256	36.0
	58	614	201	32.7
	59	449	164	36.5
	60	508	189	37.2
	61	611	253	41.4
	62	489	209	42.7
	63	399	141	35.3
	64	258	41	15.9
	65	362	105	29.0
	66	354	53	15.0
	67	396	136	34.3

VOTER TURNOUT
2015 GENERAL ELECTION
DETAIL

<u>LEGISLATIVE DISTRICT OR TOWN</u>	<u>ELECTION DISTRICT</u>	<u>VOTERS ELIGIBLE</u>	<u>VOTED</u>	<u>PERCENT TURNOUT</u>
Irondequoit	68	<u>515</u>	<u>153</u>	<u>29.7</u>
Irondequoit		32,688	11,852	36.3
Mendon	1	885	257	29.0
	2	730	216	29.6
	3	825	284	34.4
	4	607	187	30.8
	5	769	264	34.3
	6	756	211	27.9
	7	805	265	32.9
	8	363	81	22.3
	9	<u>657</u>	<u>210</u>	<u>32.0</u>
Mendon		6,397	1,975	30.9
Ogden	1	541	157	29.0
	2	551	227	41.2
	3	825	230	27.9
	4	564	174	30.9
	5	541	157	29.0
	6	710	190	26.8
	7	379	107	28.2
	8	704	185	26.3
	9	569	150	26.4
	10	571	197	34.5
	11	580	169	29.1
	12	777	195	25.1
	13	569	143	25.1
	14	578	140	24.2
	15	769	224	29.1
	16	392	118	30.1
	17	531	134	25.2
	18	796	183	23.0
	19	726	232	32.0
	20	<u>691</u>	<u>218</u>	<u>31.5</u>
Ogden		12,364	3,530	28.6
Parma	1	669	205	30.6
	2	789	196	24.8
	3	570	140	24.6
	4	672	171	25.4
	5	427	124	29.0
	6	298	84	28.2
	7	607	181	29.8
	8	786	281	35.8
	9	706	172	24.4
	10	676	186	27.5
	11	674	199	29.5
	12	832	157	18.9
	13	1,098	261	23.8
	14	592	110	18.6

VOTER TURNOUT
2015 GENERAL ELECTION
DETAIL

<u>LEGISLATIVE DISTRICT OR TOWN</u>	<u>ELECTION DISTRICT</u>	<u>VOTERS ELIGIBLE</u>	<u>VOTED</u>	<u>PERCENT TURNOUT</u>
Parma	15	<u>726</u>	<u>180</u>	<u>24.8</u>
Parma		10,122	2,647	26.2
Penfield	1	296	70	23.6
	2	550	183	33.3
	3	521	179	34.4
	4	757	231	30.5
	5	578	231	40.0
	6	522	162	31.0
	7	515	214	41.6
	8	503	138	27.4
	9	631	288	45.6
	10	454	136	30.0
	11	361	97	26.9
	12	529	194	36.7
	13	700	231	33.0
	14	733	244	33.3
	15	839	240	28.6
	16	263	90	34.2
	17	558	207	37.1
	18	425	153	36.0
	19	789	289	36.6
	20	669	226	33.8
	21	635	216	34.0
	22	563	164	29.1
	23	779	238	30.6
	24	768	263	34.2
	25	502	144	28.7
	26	382	107	28.0
	27	610	223	36.6
	28	550	149	27.1
	29	838	205	24.5
	30	968	280	28.9
	31	379	126	33.2
	32	385	119	30.9
	33	542	201	37.1
	34	555	171	30.8
	35	803	197	24.5
	36	581	149	25.6
	37	1,011	345	34.1
	38	418	138	33.0
	39	448	100	22.3
	40	752	196	26.1
	41	708	280	39.5
	42	<u>576</u>	<u>147</u>	<u>25.5</u>
Penfield		24,946	7,961	31.9
Perinton	1	866	297	34.3
	2	661	229	34.6
	3	451	202	44.8

VOTER TURNOUT
2015 GENERAL ELECTION
DETAIL

<u>LEGISLATIVE DISTRICT OR TOWN</u>	<u>ELECTION DISTRICT</u>	<u>VOTERS ELIGIBLE</u>	<u>VOTED</u>	<u>PERCENT TURNOUT</u>
Perinton	4	473	152	32.1
	5	332	77	23.2
	6	466	172	36.9
	7	624	210	33.7
	8	545	213	39.1
	9	799	295	36.9
	10	640	220	34.4
	11	419	128	30.5
	12	500	211	42.2
	13	475	204	42.9
	14	535	217	40.6
	15	637	159	25.0
	16	436	174	39.9
	17	526	232	44.1
	18	554	222	40.1
	19	514	179	34.8
	20	528	176	33.3
	21	663	277	41.8
	22	378	139	36.8
	23	830	291	35.1
	24	904	312	34.5
	25	424	160	37.7
	26	597	232	38.9
	27	441	187	42.4
	28	438	182	41.6
	29	332	117	35.2
	30	573	166	29.0
	31	675	238	35.3
	32	520	156	30.0
	33	573	227	39.6
	34	678	235	34.7
	35	496	187	37.7
	36	377	84	22.3
	37	575	186	32.3
	38	720	231	32.1
	39	718	211	29.4
	40	424	153	36.1
	41	387	145	37.5
	42	586	175	29.9
	43	1,027	357	34.8
	44	473	188	39.7
	45	926	296	32.0
	46	347	113	32.6
	47	690	190	27.5
	48	487	154	31.6
	49	488	187	38.3
	50	338	55	16.3
	51	726	255	35.1
	52	620	185	29.8
	53	449	189	42.1
	54	1,008	338	33.5

VOTER TURNOUT
2015 GENERAL ELECTION
DETAIL

<u>LEGISLATIVE DISTRICT OR TOWN</u>	<u>ELECTION DISTRICT</u>	<u>VOTERS ELIGIBLE</u>	<u>VOTED</u>	<u>PERCENT TURNOUT</u>
Perinton				
	55	535	220	41.1
	56	919	221	24.0
Perinton		<u>32,323</u>	<u>11,208</u>	<u>34.7</u>
Pittsford				
	1	458	194	42.4
	2	464	208	44.8
	3	770	362	47.0
	4	668	231	34.6
	5	444	162	36.5
	6	416	148	35.6
	7	255	80	31.4
	8	525	227	43.2
	9	571	250	43.8
	10	740	212	28.6
	11	467	177	37.9
	12	553	184	33.3
	13	375	148	39.5
	14	674	286	42.4
	15	557	118	21.2
	16	482	146	30.3
	17	693	252	36.4
	18	509	162	31.8
	19	336	143	42.6
	20	568	242	42.6
	21	605	195	32.2
	22	648	313	48.3
	23	484	192	39.7
	24	643	256	39.8
	25	705	314	44.5
	26	541	193	35.7
	27	495	151	30.5
	28	503	157	31.2
	29	542	218	40.2
	30	491	171	34.8
	31	699	223	31.9
	32	582	215	36.9
	33	826	214	25.9
	34	937	246	26.3
Pittsford		<u>19,226</u>	<u>6,990</u>	<u>36.4</u>
Riga				
	1	884	311	35.2
	2	673	277	41.2
	3	450	134	29.8
	4	639	212	33.2
	5	561	195	34.8
	6	569	176	30.9
Riga		<u>3,776</u>	<u>1,305</u>	<u>34.6</u>
Rush				
	1	734	343	46.7
	2	483	227	47.0

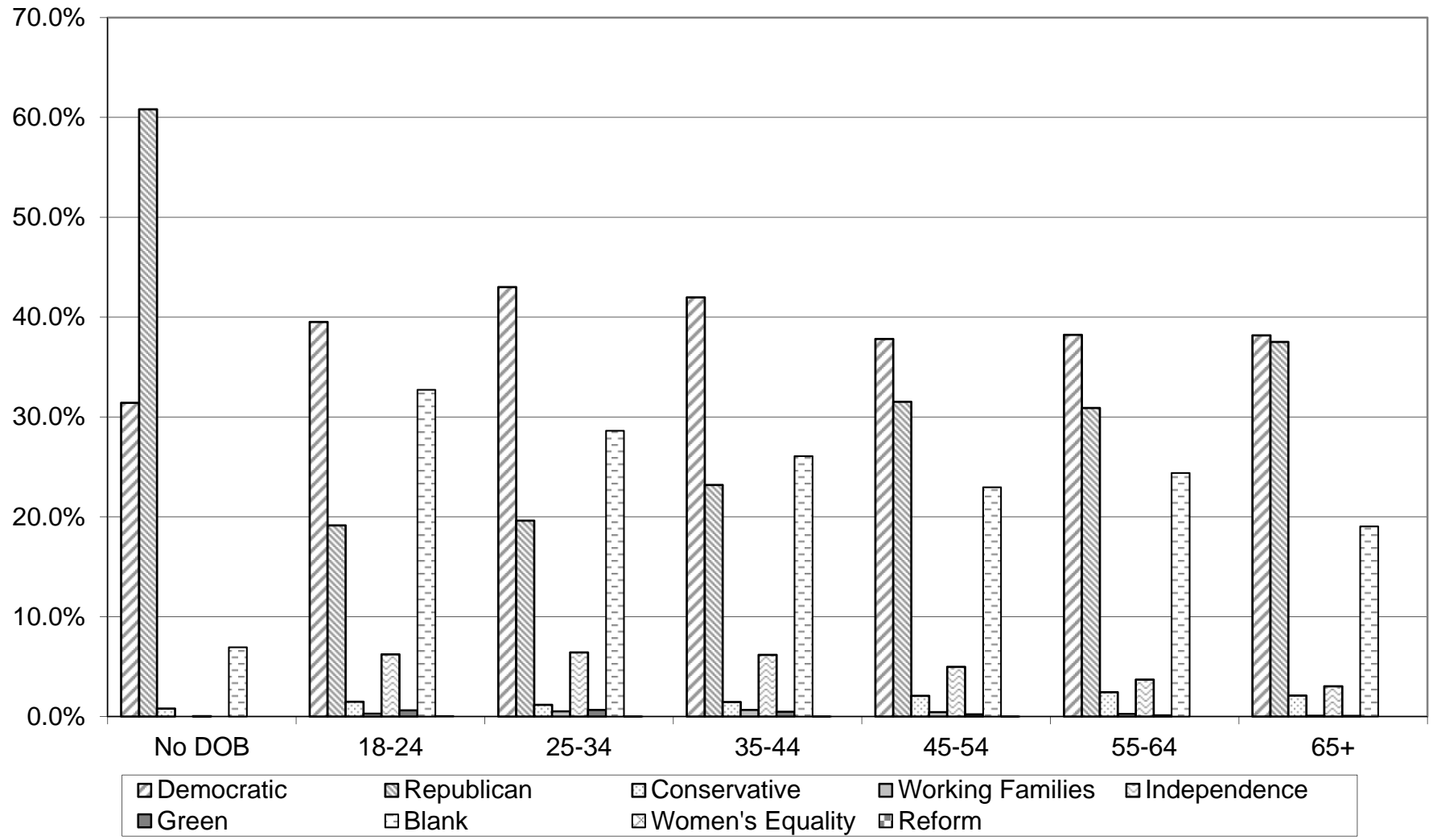
VOTER TURNOUT
2015 GENERAL ELECTION
DETAIL

LEGISLATIVE DISTRICT OR TOWN	ELECTION DISTRICT	VOTERS ELIGIBLE	VOTED	PERCENT TURNOUT
Rush				
	3	652	351	53.8
	4	651	272	41.8
Rush		2,520	1,193	47.3
Sweden				
	1	605	252	41.7
	2	273	109	39.9
	3	712	272	38.2
	4	719	273	38.0
	5	147	74	50.3
	6	494	217	43.9
	7	573	288	50.3
	8	490	186	38.0
	9	485	143	29.5
	10	765	317	41.4
	11	234	80	34.2
	12	501	190	37.9
Sweden		5,998	2,401	40.0
Webster				
	1	546	215	39.4
	2	867	186	21.5
	3	670	233	34.8
	4	349	85	24.4
	5	603	196	32.5
	6	517	127	24.6
	7	683	189	27.7
	8	499	175	35.1
	9	562	117	20.8
	10	1,231	357	29.0
	11	615	154	25.0
	12	697	283	40.6
	13	511	181	35.4
	14	500	171	34.2
	15	443	151	34.1
	16	858	190	22.1
	17	531	154	29.0
	18	416	121	29.1
	19	886	288	32.5
	20	807	266	33.0
	21	761	200	26.3
	22	652	194	29.8
	23	516	160	31.0
	24	1,317	384	29.2
	25	305	75	24.6
	26	698	165	23.6
	27	706	222	31.4
	28	581	154	26.5
	29	413	132	32.0
	30	461	121	26.2
	31	748	246	32.9
	32	764	278	36.4

VOTER TURNOUT
2015 GENERAL ELECTION
DETAIL

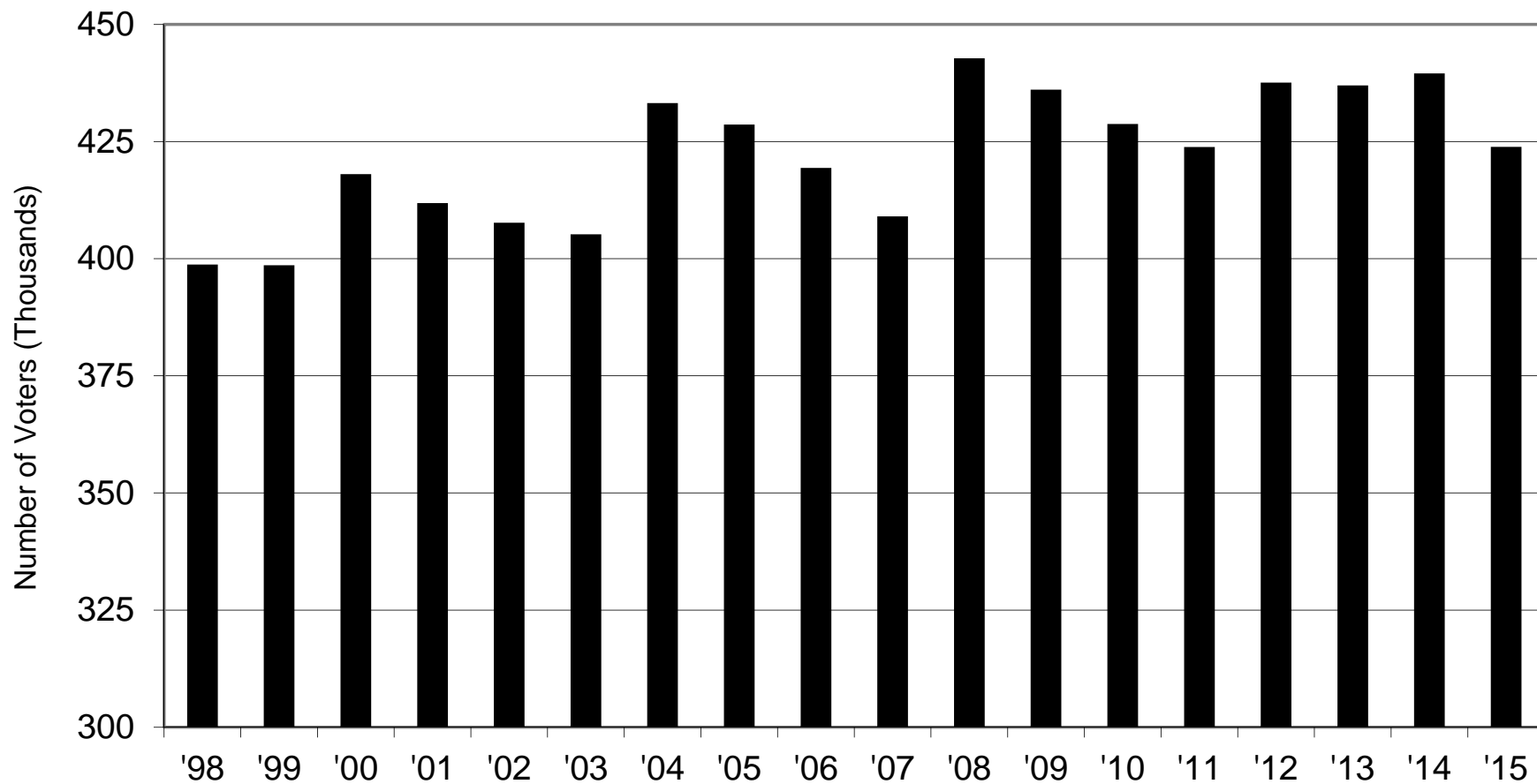
<u>LEGISLATIVE DISTRICT OR TOWN</u>	<u>ELECTION DISTRICT</u>	<u>VOTERS ELIGIBLE</u>	<u>VOTED</u>	<u>PERCENT TURNOUT</u>
Webster				
	33	618	210	34.0
	34	353	155	43.9
	35	402	155	38.6
	36	534	141	26.4
	37	979	282	28.8
	38	659	181	27.5
	39	553	223	40.3
	40	1,371	386	28.2
	41	770	224	29.1
	42	626	197	31.5
	43	515	126	24.5
Webster		28,093	8,450	30.1
Wheatland				
	1	545	202	37.1
	2	581	196	33.7
	3	715	215	30.1
	4	590	161	27.3
	5	637	207	32.5
Wheatland		3,068	981	32.0
TOWNS		331,543	109,074	32.9
GRAND TOTAL:		423,859	130,812	30.9

PARTY ENROLLMENTS BY AGE

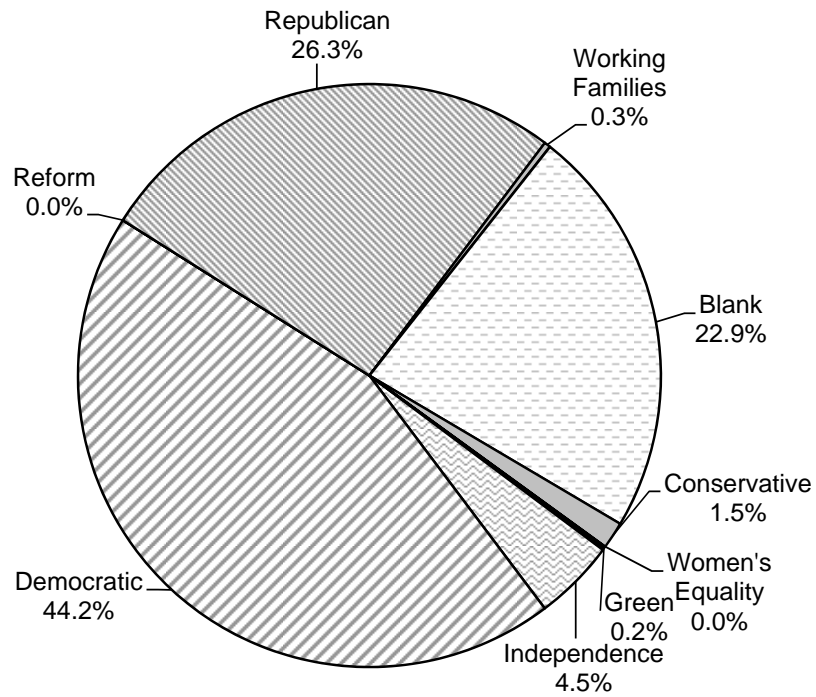


Voter Registration

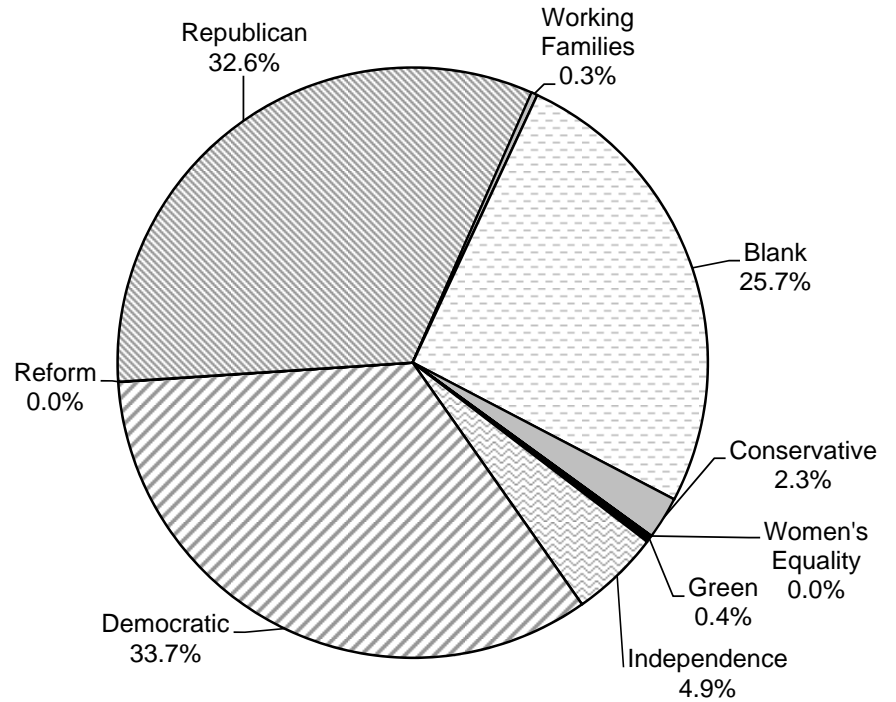
for 1998 - 2015 General Elections



PROFILE OF PARTY ENROLLMENTS BY GENDER



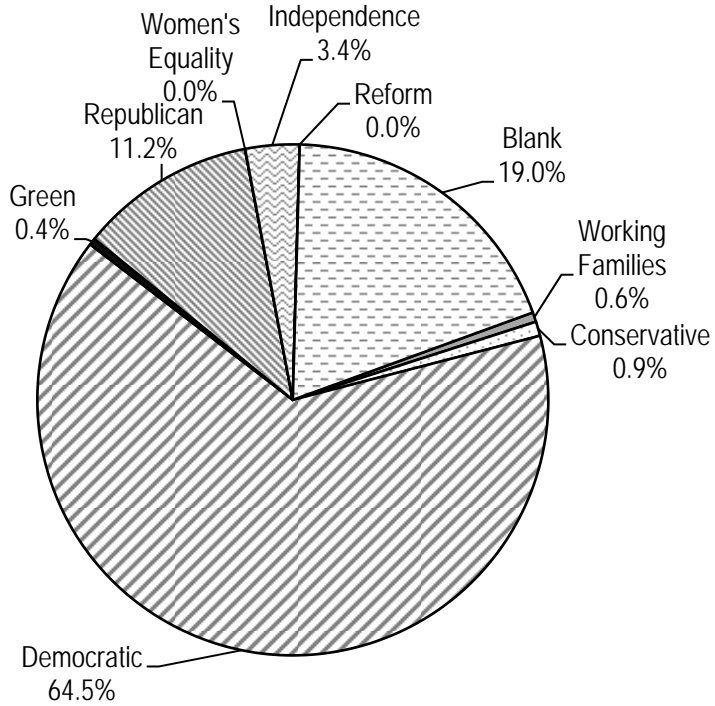
Female



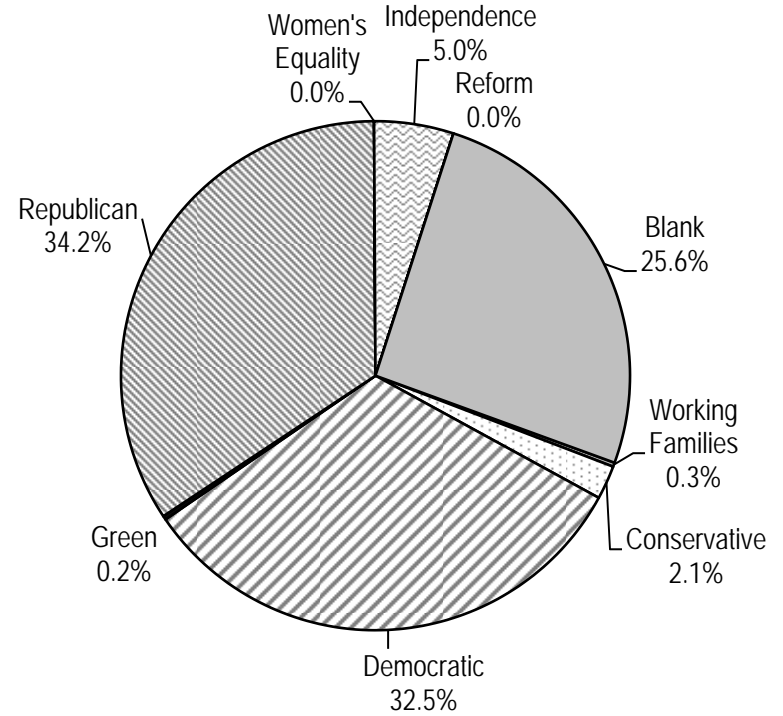
Male

PROFILE OF PARTY ENROLLMENTS

By Location

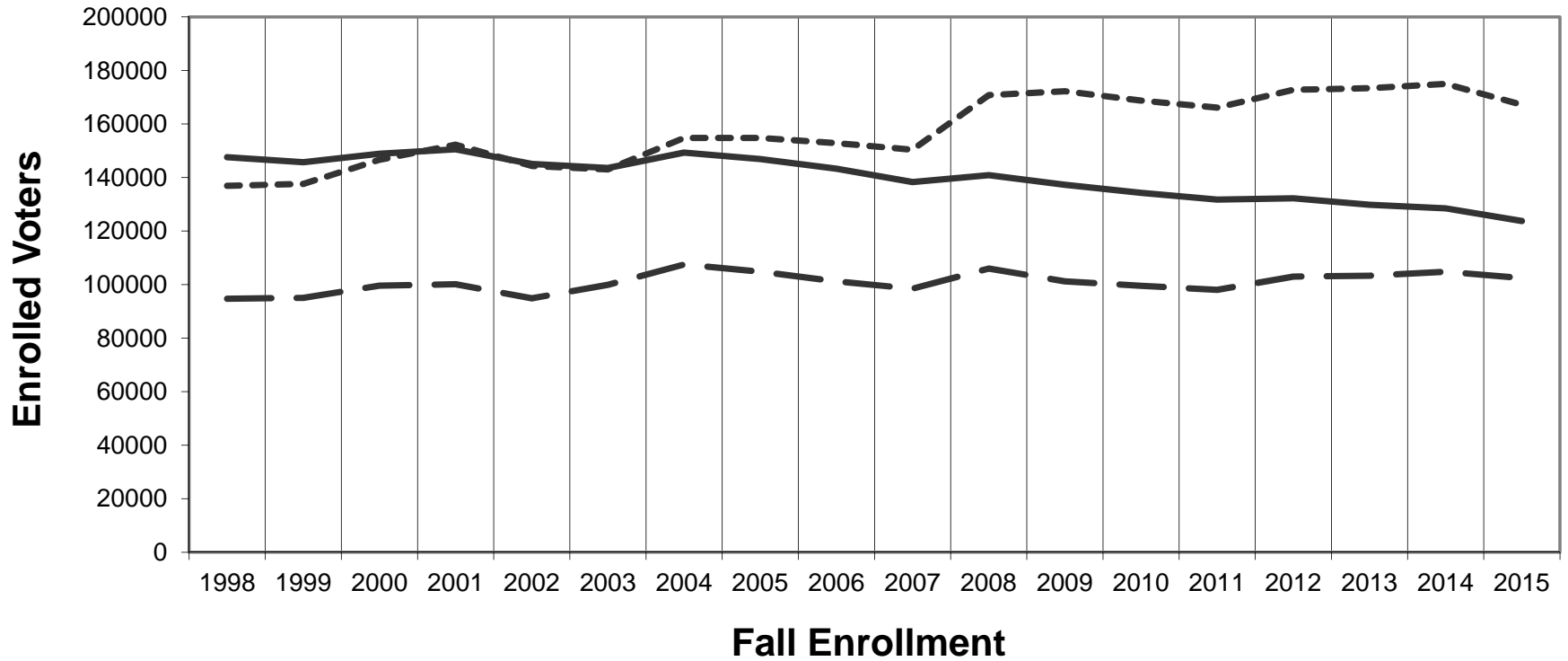


City



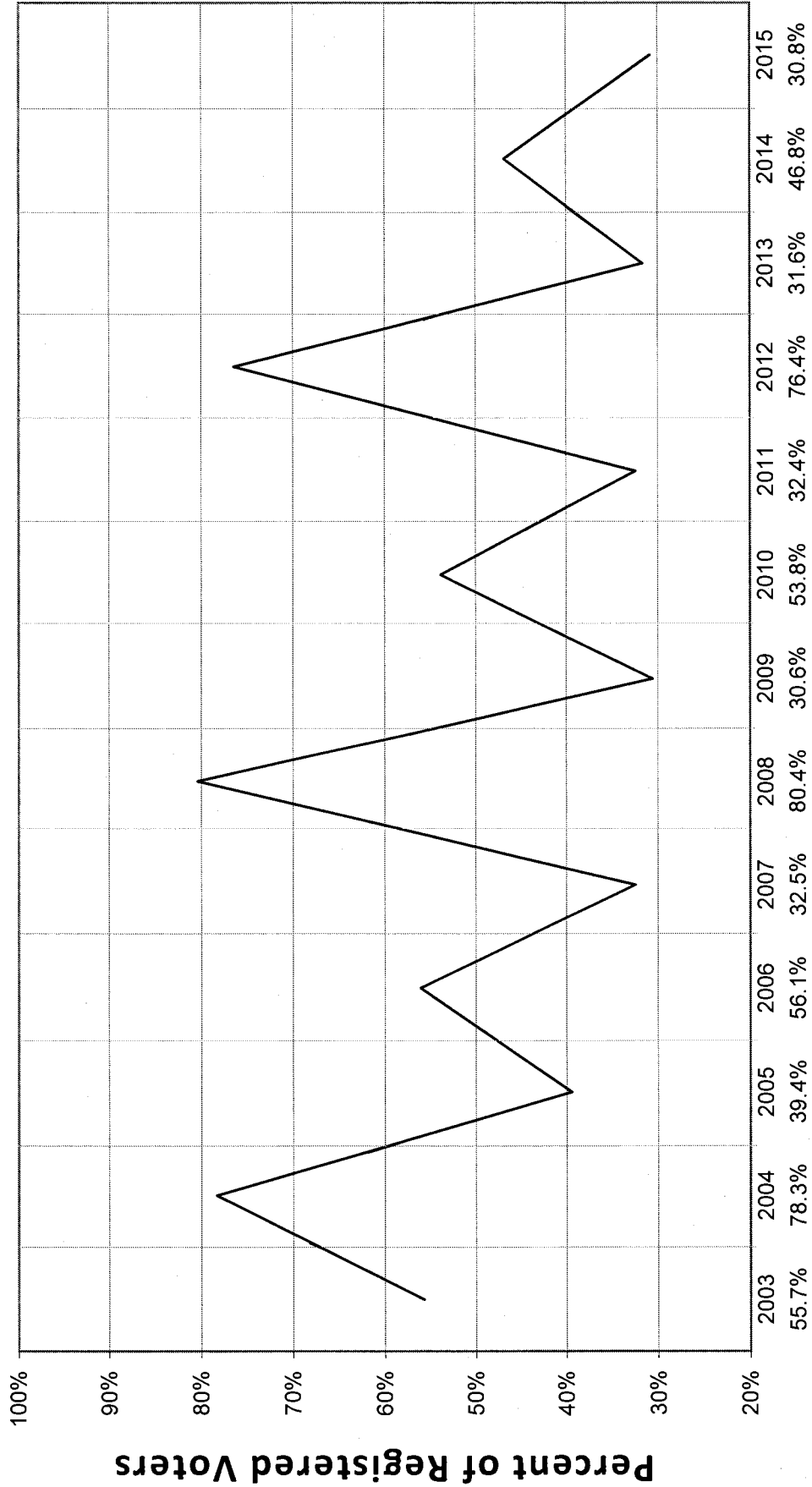
Towns

Party Enrollment Trends



— Republican - - - Democrat - . - Blank

Voter Turnout for General Election 2003 Through 2015



VOTER TURNOUT HISTORY

Year	Registered Voters	Number Voting	Turnout
2015	423,859	130,812	30.9%
2014	439,534	205,990	46.9%
2013	436,978	138,384	31.7%
2012	437,858	336,447	76.8%
2011	423,833	137,514	32.4%
2010	428,736	233,802	54.5%
2009	436,090	133,427	30.6%
2008	442,771	359,083	81.1%
2007	409,701	132,973	32.5%
2006	419,368	236,477	56.4%
2005	428,643	169,183	39.5%
2004	433,210	344,860	79.6%
2003	405,192	226,044	55.8%
2002	407,664	236,691	58.1%
2001	411,870	180,140	43.7%
2000	418,041	322,394	77.1%
1999	398,605	156,007	39.1%
1998	398,749	243,338	61.0%
1997	400,304	175,945	44.0%
1996	401,311	313,531	78.1%
1995	370,380	162,805	44.0%
1994	375,974	260,831	69.4%
1993	372,647	171,732	46.1%
1992	386,447	344,009	89.0%
1991	332,460	236,403	71.1%
1990	339,430	226,634	66.8%
1989	347,479	184,047	53.0%
1988	370,663	314,046	84.7%
1987	329,156	215,370	65.4%
1986	339,971	230,498	67.8%
1985	353,149	154,123	43.6%
1984	380,186	320,191	84.2%
1983	348,622	225,376	64.6%
1982	340,165	256,092	75.3%
1981	329,075	194,989	59.3%
1980	349,265	310,042	88.8%
1979	307,673	219,752	71.4%
1978	316,152	222,064	70.2%